

**California Regional Water Quality Control Board**  
**San Diego Region**  
**David Gibson, Executive Officer**



**Executive Officer's Report**  
**September 10, 2014**

---

---

**Table of Contents**

**Part A – San Diego Region Staff Activities.....2**

- 1. Personnel Report .....2
- 2. File Records Requests .....2
- 3. Future Board Items .....2

**Part B – Significant Regional Water Quality Issues.....3**

- 1. Underground Storage Tank Program – Year End Report Fiscal Year 2013-2014  
(Attachment B-1) .....3
- 2. Solid Waste Management in the Region – the View from 2014.....4
- 3. Enforcement Actions for July 2014 (Attachment B-3) .....7

**Part C – Statewide Issues of Importance to the San Diego Region.....8**

- 1. California Financing Coordinating Committee Funding Fair .....8
- 2. California Adaptation Forum .....8

**The September report for the Tentative Schedule of Significant NPDES Permits, WDRs, and Actions, and the attachments noted on page 1 are included at the end of the report.**

## **Part A – San Diego Region Staff Activities**

### **1. Personnel Report**

*Staff Contact: Lori Costa*

The Organizational Chart of the San Diego Water Board can be viewed at [http://www.waterboards.ca.gov/sandiego/about\\_us/org\\_charts/orgchart.pdf](http://www.waterboards.ca.gov/sandiego/about_us/org_charts/orgchart.pdf)

#### Hires

Lauren Bray began working as a Scientific Aid in the Central Cleanup Unit on August 15, 2014. She will be reviewing monitoring and other reports, evaluating compliance of regulated sites, and working with various databases. Lauren previously worked as a volunteer intern in the Compliance Assurance Unit for six months. She is currently attending San Diego State University pursuing a Bachelor's of Science degree in Environmental Engineering.

#### Recruitment

The recruitment process has begun to hire a Water Resources Control Engineer in the Source Control Regulation Unit, an Environmental Scientist in the Wetland and Riparian Protection Unit, and an Engineering Geologist in the Southern Cleanup Unit.

### **2. File Records Requests**

*Staff Contact: Lori Costa*

Per the California Public Records Act, when a member of the public requests to inspect a public record or obtain a copy of a public record, each agency shall, within 10 days, determine whether the request seeks copies of disclosable public records in the possession of the agency and shall promptly notify the person making the request of the determination and the reasons therefor. Once the requested records are ready for review, the records coordinator schedules a date and time for the requestor to review the files.

The San Diego Water Board receives most of their requests by email ([rb9\\_records@waterboards.ca.gov](mailto:rb9_records@waterboards.ca.gov)) and some by fax. From January – July 2014, the records coordinator received 383 records requests.

### **3. Future Board Items**

*Staff Contact: David Gibson*

The August 13, 2014 Board Meeting of the San Diego Water Board resulted in Board Members requesting four items for addition discussion. This report provides an update on progress toward providing the requested information.

- A. Board Member Strawn requested information regarding the process used to collect and the results of fish tissue sampling in the lower San Diego River. Once the data is

available, an Executive Officers Report will be prepared. The data is expected to be available no sooner than the spring of 2015.

- B. Board Member Strawn also requested an information item on the efforts of the Steelhead Recovery Project. He also suggested the Board invite the new South Coast Steelhead Coalition Coordinator, Sandra Jacobsen, to provide an update on efforts to preserve endangered Southern California steelhead, with particular interest in recovery actions in San Juan/Trabuco Creek, San Mateo, Santa Margarita and the San Luis Rey watersheds. This is tentatively scheduled for the spring of 2015.
- C. Board Member Kalemkiarian requested better information dissemination regarding the jurisdiction and actions of the San Diego Water Board. This item will be combined into the Board's and Executive Officer's current Community Outreach efforts, and into the developing community outreach strategy.
- D. Chair Abarbanel requested discussion of how to encourage the re-use of water. In particular, he is interested in advancing the efforts of the City of San Diego to use Indirect and Direct Potable Reuse by highlighting the City as a good example. The Executive Officer has invited the new Director of the State Water Board's Division of Drinking Water, Cindy Forbes, to attend a meeting this December. The City of San Diego, along with several water agencies, will also attend the meeting to discuss their efforts at the production and distribution of recycled water.

Additional information will be provided through this forum and during the Executive Officer Report at Board Meetings, as developments arise.

## **Part B – Significant Regional Water Quality Issues**

### **1. Underground Storage Tank Program – Year End Report Fiscal Year 2013-2014 (Attachment B-1)**

*Staff Contact: Craig Carlisle*

The State Water Board and the USEPA track and report annually on progress to investigate, cleanup, and ultimately close sites impacted by releases from petroleum underground storage tanks (UST). The ultimate goal is to bring all UST sites to closure in accordance with the State's Low-Threat UST Case Closure Policy (LTCP). The number of open UST cases throughout the State is steadily declining as shown in Attachment B-1a, with closed cases making up the bulk of the "total cases" number.

The staff in the Groundwater Protection Branch received recognition from the State Water Board's Division of Water Quality for consistently meeting or exceeding the UST Program's goals. During Fiscal Year 2013-2014 the San Diego Water Board exceeded its goal by closing 28 cases (Attachment B-1b). In addition, The Board met State Board's goal to review and complete the LTCP checklist for all cases by June 30, 2104 (Attachment B-1c: "0 Not Yet Reviewed").

## 2. Solid Waste Management in the Region – the View from 2014

*Staff Contact: John Odermatt*

Where does our trash go? The San Diego Water Board's Land Disposal Program addresses that question through our work in three broad program areas: closed/inactive landfills, operating municipal solid waste (MSW) landfills, and new/proposed landfills. Some of the important considerations in each of those program areas are discussed below.

*Closed and Inactive Landfills.* There are over 21 million tons of solid wastes in unlined closed or inactive civilian landfills located within 10 of the 11 watersheds in the San Diego Region. Ensuring effective long-term containment of those solid wastes through monitoring and maintenance of these closed/inactive landfills is a continuing challenge for the waste management agencies and the regulators. The highest loads from solid wastes in closed/inactive landfills are located in the Peñasquitos (at approximately 8 million tons), Carlsbad, Pueblo San Diego, and Sweetwater watersheds. Solid wastes contained at inactive/closed landfills in these watersheds account for approximately 84 percent of the solid waste load contained within closed/inactive landfills in the San Diego Region.

Many closed/inactive landfills are unlined and therefore, prone to leakage of landfill gas and soluble waste constituents to underlying soils and groundwater. Poway Landfill, Valley Center Landfill, the former Omar Rendering Landfill, Jamacha Landfill, and others are taking corrective actions to address leakage of wastes. Information on these facilities is available in the [GEOTRACKER](#) database.

*Operating Municipal Solid Waste Landfills.* CalRecycle projects the final capacity of the six operating MSW landfills in the region will accommodate a total solid waste load of approximately 303 million tons (as tabulated in the table below). The landfills with the largest potential for expanding their solid waste load are the Prima Deshecha Landfill in Orange County (approximately 133 million tons) and Sycamore Landfill near Santee (estimated additional capacity 63,400,000 million tons above the capacity tabulated below). The operating landfills projected to contain the most municipal solid wastes are located in the San Diego, San Juan, Otay, and Penasquitos watersheds. Solid wastes in these watersheds may account for approximately 89 percent of the total solid waste load in the San Diego Region. All these watersheds currently have impaired surface waters on the 303-d list.

| <b>LANDFILL</b>                               | <b>Owner/Operator</b> | <b>Estimated Capacity Remaining (tons)</b><br>** | <b>Estimated Capacity Total (tons) **</b> |
|---|-----------------------|--|---|
| <b>West Miramar</b>                           | City of San Diego     | 11,379,900                                       | 67,281,200                                |
| <b>Otay Annex</b>                             | Republic Services     | 18,790,700                                       | 46,874,500                                |
| <b>Ramona (closing)</b>                       | Republic Services     | None   | 1,428,800                                 |
| <b>Sycamore</b>                               | Republic Services     | 32,382,000                                       | 54,600,200                                |
| <b>Prima Deshecha</b>                         | Orange County         | 66,980,500                                       | 132,527,900                               |
| <b>Las Pulgas</b>                             | US Marine Corps       | 7,744,700  | 9,536,000                                 |
| <b>San Onofre</b>                             | US Marine Corps       | 954,300  | 1,471,700                                 |
| <b>Total Capacity all Landfills =</b>         |                       | <b>138,232,000</b>                               | <b>313,720,300</b>                        |
| <b>Capacity at military Landfills =</b>       |                       | <b>-8,699,000</b>                                | <b>-11,007,700</b>                        |
| <b>Remaining Civilian Landfill capacity =</b> |                       | <b>129,533,100</b>                               | <b>302,712,600</b>                        |

\*\* All estimates in this table from CalRecycle SWIS database (2014) and capacity estimates assume 1,154 lbs/cubic yard to calculate tons.

A summary of the total estimated solid waste load in tons in each watershed is illustrated in Figure 1. Another way to view the distribution of the estimated total solid waste load is as a percentage of the total load located in each watershed (Figure 2). These summaries do not include the additional solid waste load that may become available if the proposed landfills described below are also built.

*Proposed Landfill at Gregory Canyon.* This proposed landfill would contain approximately 33 million tons of nonhazardous solid wastes. If built as proposed, the Gregory Canyon Landfill would raise the solid waste component in the San Luis Rey watershed from 2.3 million tons to nearly 36 million tons of solid waste. [[Proposed Gregory Canyon Landfill](#)].

*Proposed MSW Landfill at East Otay Mesa.* The proposed recycling collection center and class III (hazardous waste) solid waste landfill would occupy approximately 340 acres of the 450-acre site. The proposed landfill would be developed utilizing a phased approach based on capacity needs, with individual phases or cells ranging in size from 5 to 20 acres. The estimated preliminary landfill capacity is approximately 180 million tons. If built as conceptualized by the project proponent, the East Otay Mesa Landfill would raise the solid waste component in the Otay River watershed from 39 million tons to over 219 million tons of solid waste. [[Proposed East Otay Mesa Landfill](#)].

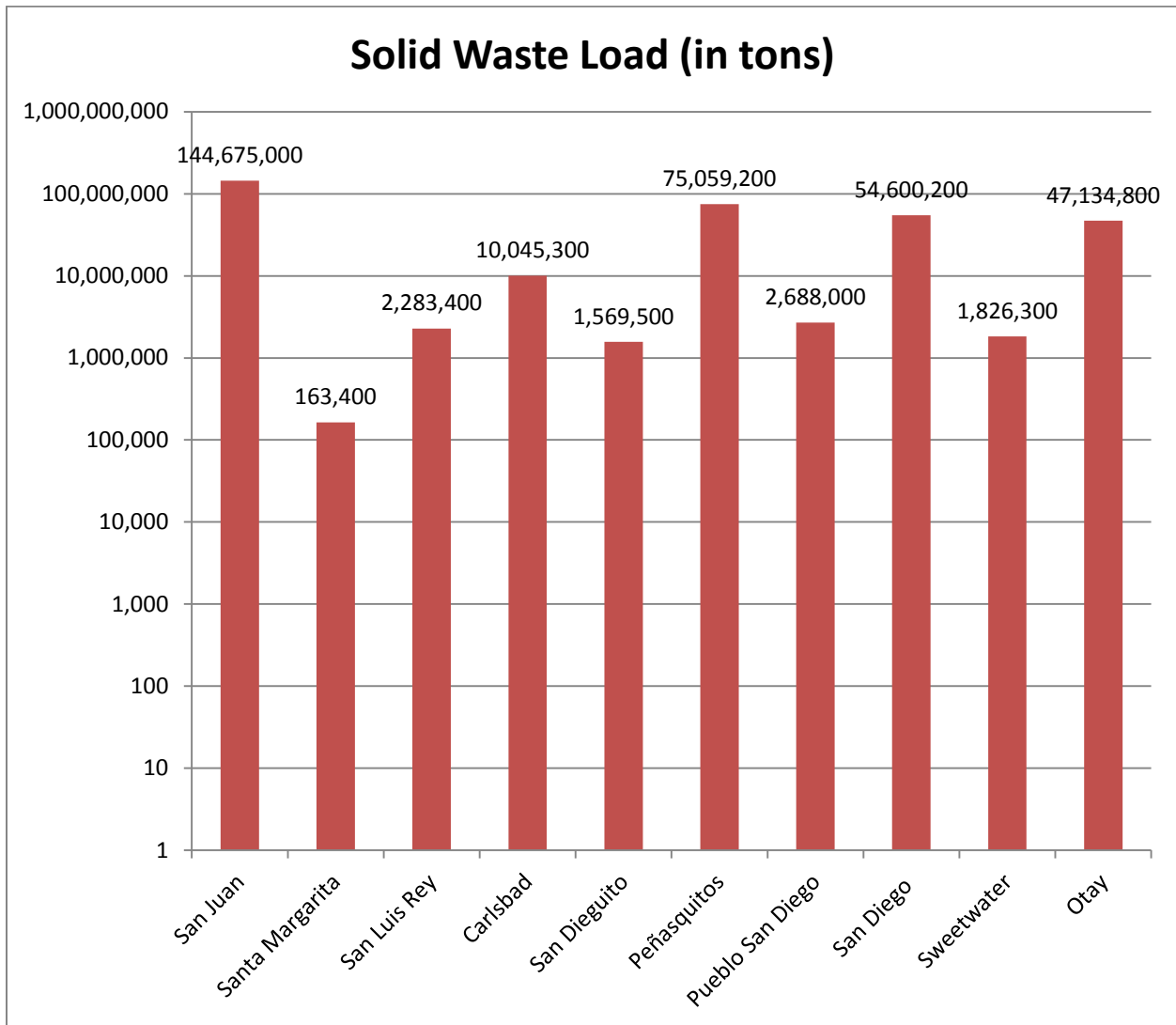


Figure 1. Estimated Solid Waste Loads in Watersheds

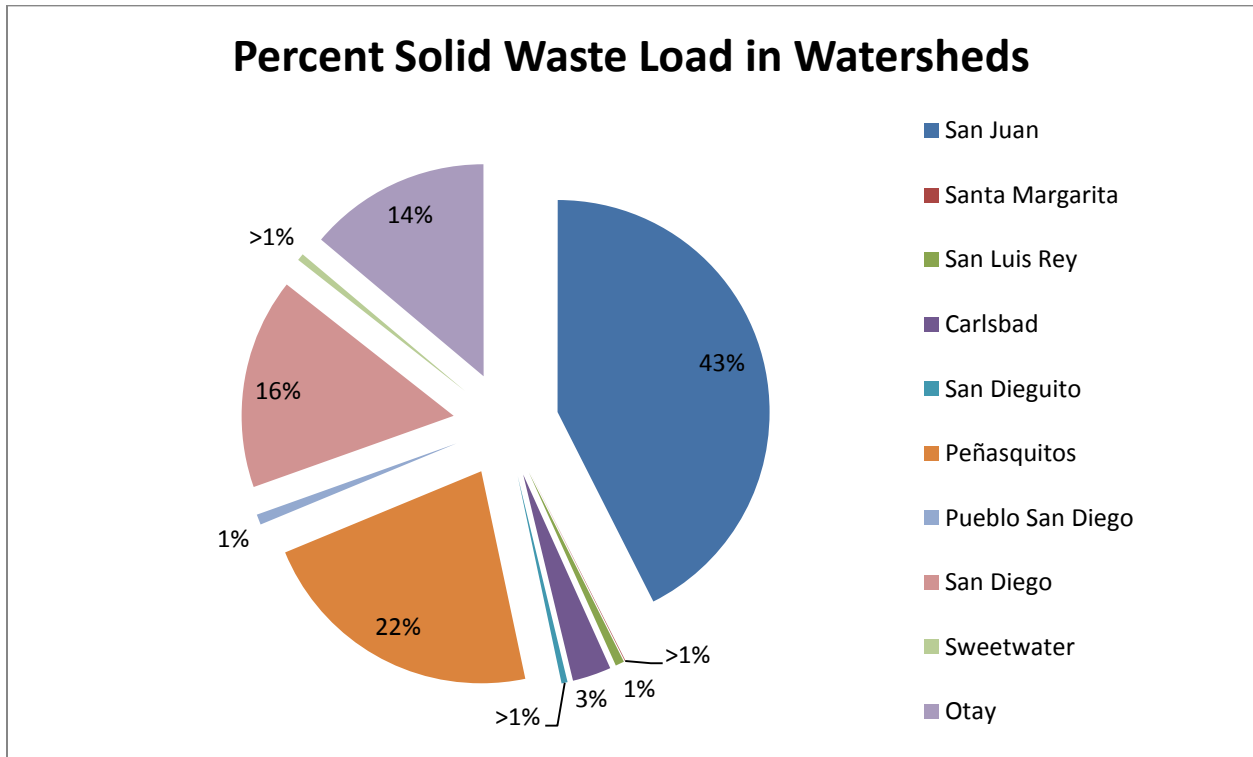


Figure 2. Percent of Estimated Solid Waste Load by Watershed

### 3. Enforcement Actions for July 2014 (*Attachment B-3*)

*Staff Contact: Chiara Clemente*

During the month of July, the San Diego Water Board issued 17 written enforcement actions as follows; 3 Administrative Civil Liability (ACL) Complaints, 2 Notices of Violation, and 12 Staff Enforcement Letters. A summary of each enforcement action taken is provided in the Table below. The State Water Board's [Enforcement Policy](#) contains a brief description of the kinds of enforcement actions the Water Boards can take.

Additional information on violations, enforcement actions, and mandatory minimum penalties is available to the public from the following on-line sources:

State Water Board Office of Enforcement webpage:  
[http://www.waterboards.ca.gov/water\\_issues/programs/enforcement/](http://www.waterboards.ca.gov/water_issues/programs/enforcement/)

California Integrated Water Quality System (CIWQS):  
[http://www.waterboards.ca.gov/water\\_issues/programs/ciwqs/publicreports.shtml](http://www.waterboards.ca.gov/water_issues/programs/ciwqs/publicreports.shtml)

State Water Board GeoTracker database: <https://geotracker.waterboards.ca.gov/>

## Part C – Statewide Issues of Importance to the San Diego Region

### 1. California Financing Coordinating Committee Funding Fair

*Staff Contact: Chris Blank*

The California Financing Coordinating Committee (CFCC) is holding a free “Funding Fair” in Perris on September 25, 2014 to provide opportunities for stakeholders to obtain information about currently available grant, loan, and bond financing programs and options for waste water, water quality, water conservation, and other infrastructure projects. The fair will be held at the Eastern Municipal Water District, 2270 Trumble Road, Perris, California.

CFCC, formed in 1998, is a coalition of State and federal agencies, including the State Water Resources Control Board, the California Department of Public Health, the United States Department of Agriculture, the California Department of Housing and Community Development, the California Department of Water Resources, the California Infrastructure and Economic Development Bank, and the United States Bureau of Reclamation. CFCC members “facilitate and expedite the completion of various types of infrastructure projects.” Member agencies share project information in order to identify additional funding resources that may be available to applicants.

Public works and local government representatives interested in attending the Funding Fair can find further information at [www.cfcc.ca.gov](http://www.cfcc.ca.gov).

### 2. California Adaptation Forum

*Staff Contact: Jeremy Haas*

|  |   |
|--|---|
| <p><u>Reducing Climate Risk:</u></p> <p>California’s efforts are focused on an integrated “three R” strategy of</p> <ul style="list-style-type: none"> <li>(1) Reducing emissions;</li> <li>(2) Readiness; and</li> <li>(3) Research.</li> </ul> | <p><u>Vulnerable Beneficial Uses:</u></p> <p>Sea level rise threatens several beneficial uses along the San Diego region’s coast associated with recreation, estuarine and marine habitat, rare species, sport fishing, shellfish harvesting, and navigation.</p> |
|--|---|

On August 19 and 20, 2014 the Local Government Commission and State of California hosted the 2014 California Adaptation Forum to engage a diverse mix of over 800 California policymakers, practitioners and leaders. The audience included state and local elected officials, public- and private-sector leaders, nonprofits and researchers addressing public health, energy, water, emergency management, agriculture, biodiversity conservation and coastal management issues associated with climate change and adaptation. Jeremy Haas, Healthy Waters Branch Chief, attended to gather information for recommending how the San Diego Water Board can facilitate local climate change mitigation and adaptation plans that protect beneficial uses. State Water Board vice-chair, Frances Spivy-Weber, participated in the opening plenary session.

The Forum coincided with the release of “*Safeguarding California: Reducing Climate Risk; an update to the 2009 California Climate Adaptation Strategy*” by the California Natural Resources



Agency. The Safeguarding California Plan provides policy guidance for state decision makers and is part of continuing efforts to reduce impacts and prepare for climate risks. The plan highlights climate risks in nine sectors in California: 1) Agriculture, 2) Biodiversity and Habitat, 3) Emergency Management, 4) Energy, 5) Forestry, 6) Ocean and Coastal Ecosystems and Resources, 7) Public Health, 8) Transportation, and 9) Water; discusses progress to date, and attempts to make realistic recommendations. Many suggestions are of interest to the Water Boards and their partners and include several already in progress. Examples of water-related recommendations include:

- Reconnect rivers to their floodplains, rehabilitate upper watershed source areas, and provide more natural floodplain features and functions that slow, spread, capture, and infiltrate floodwaters throughout a watershed;
- Promote groundwater recharge and storage;
- Modernize the state's storm water regulatory program to incentivize storm water capture and infiltration, and protect the infiltrative capacity of hydrogeologically vulnerable areas;
- Use low impact development and other methods in State and regional storm water permits to restore the natural hydrograph; and
- Address water-related impacts of climate change on vulnerable and disadvantaged populations and cultural resources.

Common themes from the Forum include:

- Climate risks often present challenges that cross multiple parts of modern life for people and nature, and therefore will require integrative solutions.
- Climate change impacts affect every region, but differently. Coastal areas might prioritize flood risks, while inland areas might prioritize increased extreme heat days.
- Speakers stressed that creating resilient strategies require protecting the three "Es" of economy, environment, (social) equity, while also noting that public health issues are the ones that best engage people.
- The San Diego region has a well-organized collaboration of agencies and nonprofits planning for climate change, with several plans in various phases of risk assessment, mitigation planning, and adaptation planning. Because of our coastal location, many of the plans potentially affect beneficial uses and state waters.

The San Diego Water Board's Practical Vision provides a framework for identifying the interests of the Water Board with respect to climate change preparation. Given the amount of preparation ongoing in the San Diego region and the likeliness that mitigation and adaptation actions will affect the Board's mission, the San Diego Water Board should consider a process for outlining its role and expectations. Doing so will help facilitate the protection and restoration of beneficial uses in local climate action plans.

For more information:

- Safeguarding California: <http://resources.ca.gov/climate/safeguarding/>
- Climate Risk Fact Sheets:  
[http://resources.ca.gov/docs/climate/Safeguarding\\_Handout\\_All.pdf](http://resources.ca.gov/docs/climate/Safeguarding_Handout_All.pdf)
- Sea Level Rise Adaptation Strategy for San Diego Bay:  
[http://www.icleiusa.org/climate\\_and\\_energy/Climate\\_Adaptation\\_Guidance/san-diego-bay-sea-level-rise-adaptation-strategy-1](http://www.icleiusa.org/climate_and_energy/Climate_Adaptation_Guidance/san-diego-bay-sea-level-rise-adaptation-strategy-1)
- San Diego Foundation Climate Initiative:  
<http://www.sdfoundation.org/SanDiegoCenterforCivicEngagement/CenterforCivicEngagementInitiatives/ClimateInitiative.aspx>

Facing the Future: How Science Can Help Prepare San Diego Regional Leaders for Climate Change: <http://www.sandiego.edu/2050/>.

CALIFORNIA REGIONAL WATER QUALITY CONTROL BOARD  
SAN DIEGO REGION

Significant NPDES Permits,  
WDRs, and Actions of the  
San Diego Water Board

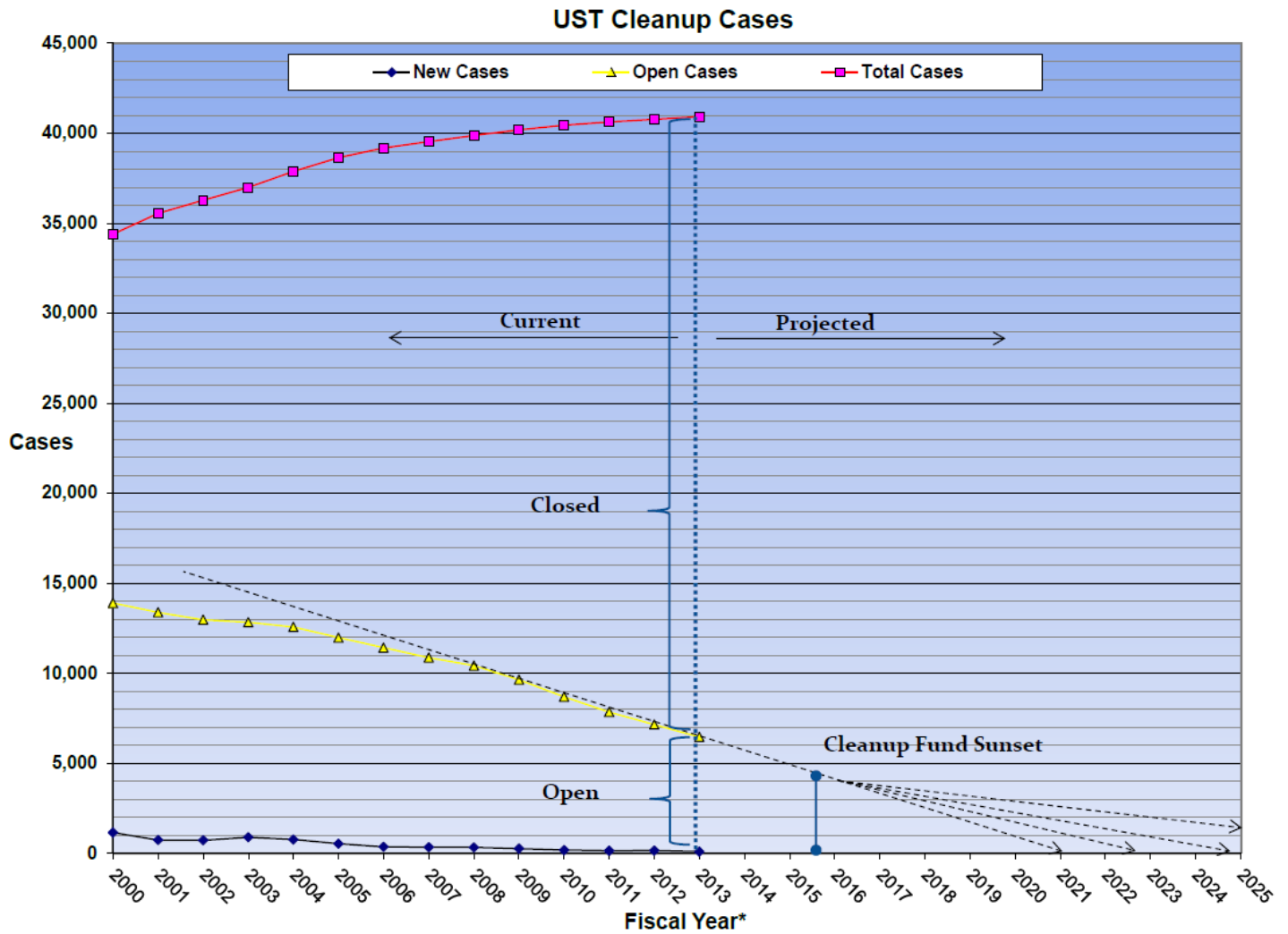
September 10, 2014

APPENDED TO EXECUTIVE OFFICER'S REPORT

TENTATIVE SCHEDULE  
SIGNIFICANT NPDES PERMITS, WDRS, AND ACTIONS  
OF THE SAN DIEGO WATER BOARD

| Action Agenda Item  | Action Type             | Draft Complete | Written Comments Due             | Consent Item |
|---|-------------------------|----------------|----------------------------------|--------------|
| <b>October 8, 2014</b><br><i>Mission Viejo</i>  |                         |                |                                  |              |
| Rescission of Cease and Desist Order for the U.S. International Boundary and Water Commission International Wastewater Treatment Plant ( <i>Lim</i> )   | CDO Rescission          | 100%           | 5-Sep-14                         | Maybe        |
| Public Workshop on the Enrollment of Orange County Copermitees in the Regional Municipal Separate Storm Sewer System Permit ( <i>Walsh</i> )  | Workshop                | 90%            | NA                               | NA           |
| <b>October 15, 2014</b><br><b>* Executive Officer Enforcement Hearing *</b><br><i>San Diego Water Board</i>   |                         |                |                                  |              |
| Administrative Civil Liability Complaint for failure to enroll in the Statewide Industrial Storm Water Permit against A&L Tile, San Diego, CA ( <i>Outwin-Beals</i> )   | ACL Hearing             | 100%           | TBD                              | No           |
| Administrative Civil Liability Complaint for failure to enroll in the Statewide Industrial Storm Water Permit against Scrap Depot, San Diego, CA ( <i>Outwin-Beals</i> )  | ACL Hearing             | 100%           | TBD                              | No           |
| Administrative Civil Liability Complaint for failure to enroll in the Statewide Industrial Storm Water Permit against San Diego CRV, San Diego, CA ( <i>Outwin-Beals</i> )  | ACL Hearing             | 100%           | TBD                              | No           |
| <b>November 12, 2014</b><br><i>Temecula</i>   |                         |                |                                  |              |
| Introduction of the Division of Drinking Water ( <i>Gibson</i> )  | Information Item        | NA             | NA                               | NA           |
| Recycled Water and Status of Indirect Potable Use Projects in the San Diego Region ( <i>Osibodu and Outwin-Beals</i> )  | Information Item        | NA             | NA                               | NA           |
| Amendment of an NPDES Permit for the City of San Diego South Bay Water Reclamation Facility to incorporate revised Monitoring Requirements ( <i>Lim</i> )   | NPDES Permit Updates    | 90%            | TBD                              | Yes          |
| Amendment of an NPDES Permit for the U.S. International Boundary and Water Commission International Wastewater Treatment Plant to incorporate revised Monitoring Requirements ( <i>Lim</i> )                      | NPDES Permit Updates    | 90%            | TBD                              | Yes          |
| Resolution Approving Amendment of a Water Quality Restoration Plan for Impacts associated with the Poseidon Desalination Plant ( <i>Dorsey</i> )  | Tentative Resolution    | 50%            | TBD                              | No           |
| Rescission of Waste Discharge Requirements: Onsite Wastewater Treatment System Order R9-2009-147, Anza Commercial Center, Anza, Riverside County (tentative Order R9-2014-001) ( <i>Calif</i> )                   | WDR Rescission          | 90%            | TBD                              | No           |
| Amendment of Waste Discharge Requirements: Teledyne Ryan Aeronautical, Closure and Post-Closure Maintenance of the Convair Lagoon Sand Cap, San Diego Bay (tentative Addendum 1 to Order 98-21) ( <i>Alto</i> )   | WDR Amendment           | 50%            | TBD                              | Yes          |
| <b>December 10, 2014</b><br><b>* Executive Officer Enforcement Hearing *</b><br><i>San Diego Water Board</i>  |                         |                |                                  |              |
| Items to be determined.   |                         |                |                                  |              |
| <b>December 11, 2014*</b><br><i>San Diego Water Board</i>   |                         |                | *Please note this is a Thursday. |              |
| Updates to the South Orange County Wastewater Authority Ocean Outfall Permits to Incorporated Revised Near-shore Baterial-indicator Monitoring ( <i>Posthumus and Lim</i> )                                       | NPDES Permit Updates    | 0%             | TBD                              | Maybe        |
| Amendment of the NPDES Permit for Stone Brewery ( <i>Rodriguez</i> )  | NPDES Permit Updates    | 50%            | TBD                              | Yes          |
| Amendment of the NPDES Permit for Sweetwater Authority ( <i>Seto and Neill</i> )  | NPDES Permit Updates    | 50%            | TBD                              | Yes          |
| Amendment of the NPDES Permit for the Oceanside WWTP ( <i>Schwall and Lim</i> )   | NPDES Permit Updates    | 50%            | TBD                              | Maybe        |
| Basin Plan Amendment to Incorporate Requirements of the State Water Board's Policy for Onsite Wastewater Treatment Systems and to Update the Nitrogen Ground Water Quality Objective ( <i>Osibodu and Ebsen</i> ) | Basin Plan Amendment    | 80%            | TBD                              | No           |
| Resolution Endorsing the Strategy for Healthy Waters in San Diego Bay ( <i>Valdovinos / Clemente</i> )  | Tentative Resolution    | 80%            | TBD                              | No           |
| NPDES Permit Renewal - Ground Water Extraction Permit ( <i>Neill &amp; Rodriguez</i> )  | NPDES Permit Reissuance | 50%            | TBD                              | No           |

# Leaking Underground Storage Tank Program State-wide Closure Projection



\* Fiscal Year represents fiscal ending year — i.e., 2013 represents fiscal year 2012-2013

Source: GeoTracker Advanced Reporting tool captured on 05/30/2013

# Leaking Underground Storage Tank Program Annual Performance Report FY 2013/2014

| <b>2. ACTIONS DURING PERIOD</b>  |   |                      |                                  |                 |            |                         |  |  |  |
|--|---|----------------------|----------------------------------|-----------------|------------|-------------------------|--|--|--|
| <ul style="list-style-type: none"> <li>• <b>CASES MOVED TO REMEDIATION OR INTERIM REMEDIATION</b> are determined by a <b>Project Status</b> record changed to "Open - Remediation" or "Open - Assessment &amp; Interim Remedial Action" any time between 7/1/2013 and 6/30/2014</li> <li>• <b>CASES CLOSED DURING PERIOD</b> are determined by a <b>Project Status</b> record changed to "Completed - Case Closed" any time between 7/1/2013 and 6/30/2014</li> <li>• <b>ASSESSMENT &amp; INTERIM REMEDIATION</b> are determined by the most recent <b>Project Status</b> records on or before 6/30/2014 with a value of "Open - Assessment &amp; Interim Remedial Action"</li> <li>• <b>SITE ASSESSMENT</b> are determined by the most recent <b>Project Status</b> records on or before 6/30/2014 with a value of "Open - Site Assessment"</li> <li>• <b>REMEDATION</b> are determined by the most recent <b>Project Status</b> records on or before 6/30/2014 with a value of "Open - Remediation"</li> <li>• <b>VERIFICATION MONITORING</b> are determined by the most recent <b>Project Status</b> records on or before 6/30/2014 with a value of "Open - Verification Monitoring"</li> </ul> |   |                      |                                  |                 |            |                         |  |  |  |
| ORGANIZATION NAME  | CASES MOVED TO REMEDIATION OR INTERIM REMEDIATION | CLOSED DURING PERIOD | ASSESSMENT & INTERIM REMEDIATION | SITE ASSESSMENT | REMEDATION | VERIFICATION MONITORING |  |  |  |
| NORTH COAST RWQCB (REGION 1)   | 16  | 83                   | 30                               | 49              | 51         | 8                       |  |  |  |
| SAN FRANCISCO BAY RWQCB (REGION 2)   | 24  | 123                  | 34                               | 260             | 94         | 26                      |  |  |  |
| CENTRAL COAST RWQCB (REGION 3)   | 8   | 61                   | 13                               | 48              | 43         | 22                      |  |  |  |
| LOS ANGELES RWQCB (REGION 4)   | 33  | 166                  | 30                               | 358             | 390        | 26                      |  |  |  |
| CENTRAL VALLEY RWQCB (REGION 5F)   | 23  | 44                   | 5                                | 107             | 61         | 11                      |  |  |  |
| CENTRAL VALLEY RWQCB (REGION 5R)   | 5   | 26                   | 8                                | 34              | 20         | 1                       |  |  |  |
| CENTRAL VALLEY RWQCB (REGION 5S)   | 47  | 62                   | 27                               | 98              | 165        | 58                      |  |  |  |
| LAHONTAN RWQCB (REGION 6T)   | 1   | 35                   | 3                                | 18              | 17         | 16                      |  |  |  |
| LAHONTAN RWQCB (REGION 6V)   | 0   | 3                    | 1                                | 48              | 6          | 1                       |  |  |  |
| COLORADO RIVER BASIN RWQCB (REGION 7)  | 1   | 12                   | 6                                | 65              | 23         | 4                       |  |  |  |
| SANTA ANA RWQCB (REGION 8)   | 5   | 28                   | 7                                | 69              | 76         | 32                      |  |  |  |
| SAN DIEGO RWQCB (REGION 9)   | 4   | 28                   | 17                               | 113             | 48         | 7                       |  |  |  |
| <b>TOTAL</b>   | <b>167</b>  | <b>671</b>           | <b>181</b>                       | <b>1267</b>     | <b>994</b> | <b>212</b>              |  |  |  |

# Leaking Underground Storage Tank Program Annual Performance Report FY 2013/2014

| LOW THREAT CLOSURE POLICY REVIEW FY 13/14 |                  |                    |                       |                   |                           |               | SUMMARY REPORT BY REGIONAL BOARD LEAD |  | FOR LUST PROGRAM CASES |  | RUN REPORT |
|---|------------------|--------------------|-----------------------|-------------------|---------------------------|---------------|---------------------------------------|--|------------------------|--|------------|
| ORGANIZATION NAME                         | Not Yet Reviewed | Review in Progress | LTCP Criteria Not Met | LTCP Criteria Met | Case Closed After Meeting | LTCP Criteria |                                       |  |                        |  |            |
| NORTH COAST RWQCB (REGION 1)              | 0                | 0                  | 151                   | 72                | 26                        | 26            |                                       |  |                        |  |            |
| SAN FRANCISCO BAY RWQCB (REGION 2)        | 47               | 8                  | 315                   | 80                | 12                        | 12            |                                       |  |                        |  |            |
| CENTRAL COAST RWQCB (REGION 3)            | 2                | 2                  | 106                   | 62                | 15                        | 15            |                                       |  |                        |  |            |
| LOS ANGELES RWQCB (REGION 4)              | 6                | 1                  | 775                   | 251               | 40                        | 40            |                                       |  |                        |  |            |
| CENTRAL VALLEY RWQCB (REGION 5F)          | 2                | 0                  | 185                   | 27                | 8                         | 8             |                                       |  |                        |  |            |
| CENTRAL VALLEY RWQCB (REGION 5R)          | 1                | 2                  | 72                    | 17                | 0                         | 0             |                                       |  |                        |  |            |
| CENTRAL VALLEY RWQCB (REGION 5S)          | 1                | 1                  | 281                   | 46                | 9                         | 9             |                                       |  |                        |  |            |
| LAHONTAN RWQCB (REGION 6T)                | 0                | 0                  | 67                    | 55                | 22                        | 22            |                                       |  |                        |  |            |
| LAHONTAN RWQCB (REGION 6V)                | 0                | 0                  | 0                     | 0                 | 0                         | 0             |                                       |  |                        |  |            |
| COLORADO RIVER BASIN RWQCB (REGION 7)     | 0                | 1                  | 66                    | 24                | 2                         | 2             |                                       |  |                        |  |            |
| SANTA ANA RWQCB (REGION 8)                | 0                | 0                  | 184                   | 58                | 11                        | 11            |                                       |  |                        |  |            |
| SAN DIEGO RWQCB (REGION 9)                | 0                | 1                  | 59                    | 31                | 3                         | 3             |                                       |  |                        |  |            |
| SWRCB-DWQ                                 | 24               | 2                  | 180                   | 154               | 27                        | 27            |                                       |  |                        |  |            |
| JUST CLEAN UP FUND                        | 0                | 0                  | 0                     | 0                 | 0                         | 0             |                                       |  |                        |  |            |
| <b>TOTALS</b>                             | <b>83</b>        | <b>18</b>          | <b>2441</b>           | <b>877</b>        | <b>175</b>                | <b>175</b>    |                                       |  |                        |  |            |

SPECIFICALLY FOR THIS REPORT, THE "LTCP" LEAD AGENCY FOR SOME CASES IS "JUST CLEAN UP FUND" (RATHER THAN THE CASE LEAD AGENCY).  
 CHECK HERE TO OVERRIDE THIS AND USE THE CASE'S ACTUAL LEAD AGENCY

**LTCP** - LOW THREAT CLOSURE POLICY (PDE)  
**NOT YET REVIEWED** - LUST PROGRAM CASES WHOSE LTCP REVIEW HAS NOT YET BEEN REVIEWED FOR FY 13/14 - ONLY INCLUDES OPEN CASES  
**REVIEW IN PROGRESS** - LUST PROGRAM CASES WHOSE LTCP REVIEW HAS BEEN SAVED IN PROGRESS  
**LTCP CRITERIA NOT MET** - LUST PROGRAM CASES WHOSE FY 13/14 LTCP REVIEW INDICATED "DOES NOT MEET THE LTCP" AND HAVE BEEN SAVED AS FINAL  
**LTCP CRITERIA MET** - LUST PROGRAM CASES WHOSE FY 13/14 LTCP REVIEW INDICATED "READY FOR CLOSURE" AND HAVE BEEN SAVED AS FINAL  
**CASE CLOSED AFTER MEETING LTCP CRITERIA** - LUST PROGRAM CASES WHOSE FY 13/14 LTCP REVIEW INDICATED "READY FOR CLOSURE" AND THE STATUS HAS CHANGED TO "COMPLETED - CASE CLOSED"

| <b>ENFORCEMENT DATE</b> | <b>ENFORCEMENT ACTION</b>                                 | <b>FACILITY, LOCATION</b>   | <b>SUMMARY OF VIOLATIONS AND ENFORCEMENT</b>  |
|-------------------------|---|---|---|
| <b>July 22, 2014</b>    | Administrative Civil Liability Complaint No. R9-2014-0063 | Scrap Depot, San Diego  | Complaint in the amount of \$11,194 for failure to enroll in Order No. 97-03-DWQ, National Pollutant Discharge Elimination System (NPDES) Waste Discharge Requirements (WDRs) for discharges of storm water associated with industrial activities.                              |
| <b>July 28, 2014</b>    | Administrative Civil Liability Complaint No. R9-2014-0074 | San Diego CRV Center, San Diego                                   | Complaint in the amount of \$6,189 for failure to enroll in Order No. 97-03-DWQ, NPDES WDRs for discharges of storm water associated with industrial activities.  |
| <b>July 31, 2014</b>    | Administrative Civil Liability Complaint No. R9-2014-0065 | A & L Tile, Inc., San Diego                                       | Complaint in the amount of \$6,194 for failure to enroll in Order No. 97-03-DWQ, NPDES WDRs for discharges of storm water associated with industrial activities.  |
| <b>July 25, 2014</b>    | Notice Of Violation No R9-2014-0091                       | Temecula Valley High School Athletic Fields Renovations, Temecula | Failure to provide Storm Water Pollution Prevention Plan (SWPPP) and to implement adequate best management practices (BMPs) as required in NPDES Order No. 2009-0009-DWQ, for discharges of storm water associated with construction activities.                                |
| <b>July 31, 2014</b>    | Notice Of Violation No. R9-2014-0078                      | SA REFKA LLC, Murrieta  | Failure to file an application for Clean Water Act Section 401 Water Quality Certification or notify of change of ownership, and failure to implement BMPs as required in NPDES Order No. 2009-0009-DWQ, for discharges of storm water associated with construction activities. |
| <b>July 3, 2014</b>     | Staff Enforcement Letter                                  | Marine Group Boat Works, Chula Vista                              | Failure to submit monitoring plan as required in NPDES Order No. R9-2013-0026.  |



| <b>ENFORCEMENT DATE</b> | <b>ENFORCEMENT ACTION</b> | <b>FACILITY, LOCATION</b>                      | <b>SUMMARY OF VIOLATIONS AND ENFORCEMENT</b>   |
|-------------------------|---------------------------|--|--|
| <b>July 11, 2014</b>    | Staff Enforcement Letter  | City of Coronado, Coronado                     | Failure to adequately implement a comprehensive program to reduce construction site pollutant discharges from the Municipal Separate Storm Sewer System (MS4) to the maximum extent practicable and prevent violations of water quality standards as required in NDPES Order No. R9-2013-0001. |
| <b>July 11, 2014</b>    | Staff Enforcement Letter  | Barrett Lake Mobile Home Park, Dulzura         | Failure to update Report of Waste Discharge (ROWD) for increase of recreational vehicle spaces as required in WDR Order No. 96-142.  |
| <b>July 11, 2014</b>    | Staff Enforcement Letter  | Santa Maria Wastewater Treatment Plant, Ramona | Exceedance of total sulfate 12-month average effluent limit during March 2014 and exceedances of total coliform 7-day median effluent limit during May 2014 established in WDR Order No. R9-2000-0177.   |
| <b>July 11, 2014</b>    | Staff Enforcement Letter  | Hanson Elementary School, Ramona               | Failure to provide semi-annual and annual monitoring reports and exceedance of daily maximum effluent limitation for nitrate during March 2014 established in WDR Order No. R9-2005-0409.  |
| <b>July 11, 2014</b>    | Staff Enforcement Letter  | San Luis Rey Land Disposal, Oceanside          | Exceedance of daily maximum effluent limitation for total coliform during March 2014 established in WDR Order No. 93-07.   |
| <b>July 14, 2014</b>    | Staff Enforcement Letter  | North City Water Reclamation Plant, San Diego  | Exceedance of 12-month average effluent limitation for manganese during May 2014 established in WDR Order No. 97-03.   |
| <b>July 14, 2014</b>    | Staff Enforcement Letter  | San Vicente Water Reclamation Plant, Ramona    | Exceedance of coliform bacteria in effluent sample during February 2013 and exceedances of annual average effluent limitation for percent sodium established in WDR Oder No. R9-2009-0005.   |

| <b>ENFORCEMENT DATE</b> | <b>ENFORCEMENT ACTION</b> | <b>FACILITY, LOCATION</b>                     | <b>SUMMARY OF VIOLATIONS AND ENFORCEMENT</b>   |
|-------------------------|---------------------------|---|--|
| <b>July 14, 2014</b>    | Staff Enforcement Letter  | South Bay Water Reclamation Plant, San Diego  | Exceedances of effluent total coliform bacteria during May 2014 established in WDR Order No. R9-2000-203.  |
| <b>July 15, 2014</b>    | Staff Enforcement Letter  | City of San Diego, San Diego                  | Failure to adequately implement a comprehensive program to reduce construction site pollutant discharges from the MS4 to the maximum extent practicable, and to prevent violations of water quality standards as required in NPDES Order No. R9-2007-0001. |
| <b>July 23, 2014</b>    | Staff Enforcement Letter  | San Elijo Water Reclamation Facility, Cardiff | Exceedances in effluent total coliform bacteria from April 2013 to November 2013 established in WDR Order No. R9-2000-10.  |
| <b>July 31, 2014</b>    | Staff Enforcement Letter  | Full On Recycling, Oceanside                  | Failure to provide SWPPP and to implement adequate BMPs as required in Order No. 97-03-DWQ, NPDES WDRs for discharges of storm water associated with industrial activities.  |