



# Annual Report to the State Water Resources Control Board

California Urban  
Water Conservation Council  
November 15, 2006



# Who Are We?

- Council formed in 1991 during the drought and water rights hearings -- **MOU**
- Signers pledged “good faith effort” to implement BMPs that are cost-effective
- Consensus structure and balance between water agencies & environmental groups



# Best Management Practices

- State of the art conservation programs defined as “best management practices”
- Now **14 BMPs**, covering residential, commercial, industrial, institutional, and large landscape
- 15 years of implementation experience



# 2005 Annual Report

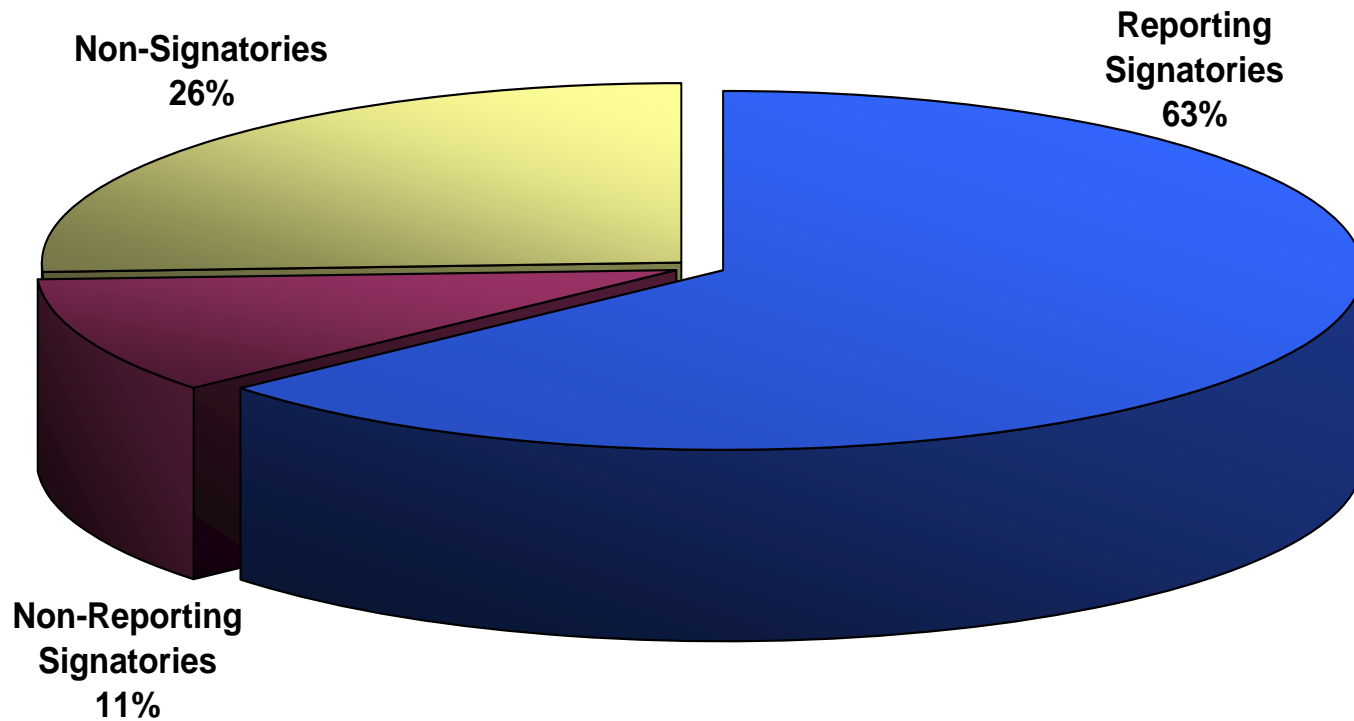
## **Number of Signatories: 350**

- 194 Water suppliers (74% of urban water)
- 31 Environmental groups
- 125 Other organizations

## **MOU Revision in 2005**

- Exemption Filing and implementation schedule


**FIGURE 1: CUWCC Signatory Member Water Use  
as a Percentage of  
California Urban Water Use**





# Year 2005 Accomplishments

- Established AB 2717 Landscape Task Force
- Managed stakeholder process
- Assembled recommendations and final Report
  - 43 recommendations
  - 78 actions
- Began evaluating conservation savings from “smart controllers” installed statewide under Prop 13





# Year 2005 Accomplishments

- Installed 12,200 pre-rinse spray valves with energy efficiency funding
- Received \$2.4 million in grant awards under Prop 50
- Evaluated new technologies as potential BMPs
- Began large-scale BMP Revision Process





# Year 2005 Accomplishments

- Developed Avoided Cost and Environmental Benefit Models for conservation program planning
- Provided technical assistance to water agencies (645 instances recorded)
- Assisted California Energy Commission on Integrated Energy Policy Report
- Held Training Workshop on Residential New Technologies





# Year 2005 Accomplishments

- Received funding from USEPA to evaluate creating a National Organization
- Held 6 Regional Workshops and 4 Focus Groups
- Compiled National Survey
- Prepared report with recommendations for organization functions
- Announced by EPA Administrator 12/6/05
- Incorporated “Alliance for Water Efficiency”

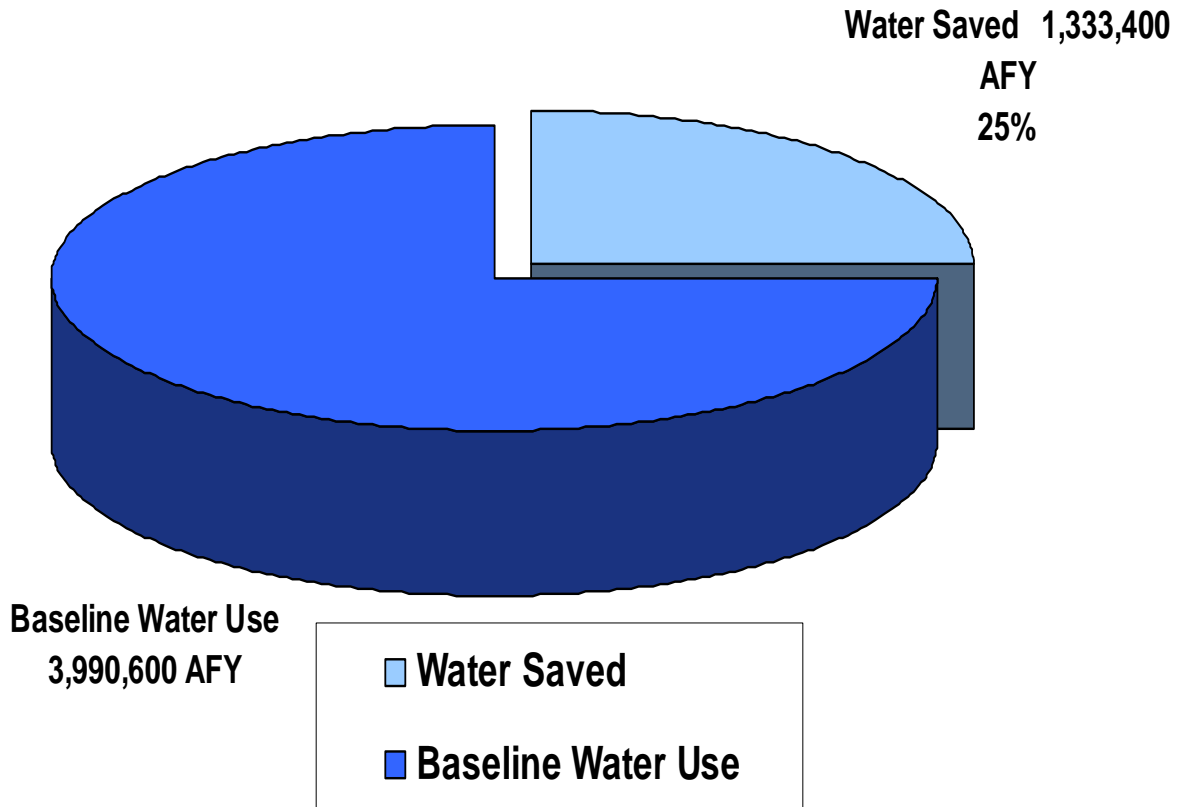




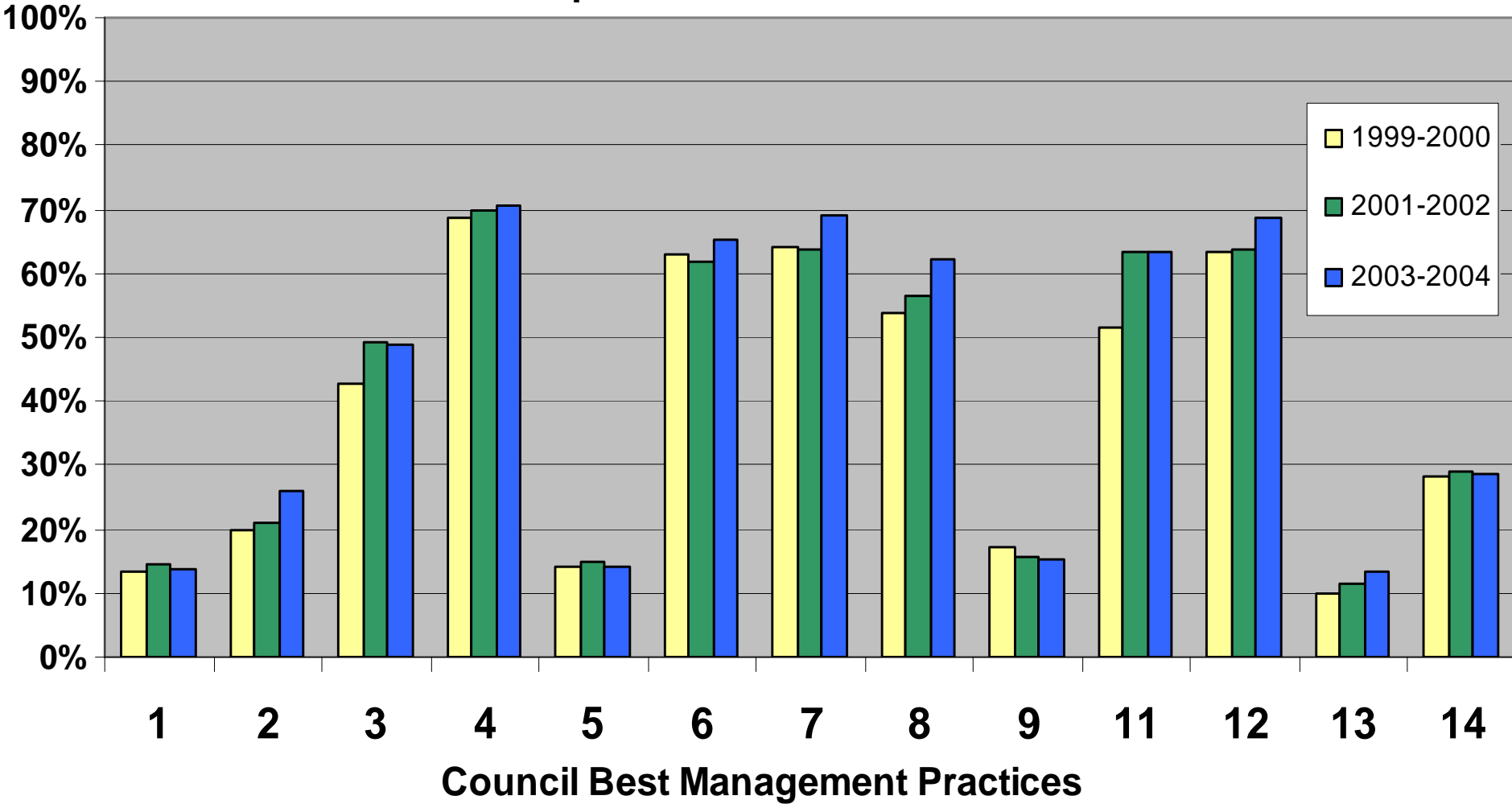
# Reporting Issues

- BMP reporting every two years, ending in even-numbered years
- State Board and DHS require compliance with BMPs as condition of SRF awards
- 82% of Council reporting units submitted one or more of their reports
- 42 water agencies did not report at all

# Baseline Signatory Urban Water Use and Amount Saved through Council Conservation BMPs



**FIGURE 3: Percentage of Reporting Units  
in Compliance with BMPs 1999-2004\***



\*Evaluation for compliance is done every two years. All information is self-reported and not verified. BMP 10, Wholesale Assistance, does not have a compliance report.



# A Water Use Efficiency Certification Program?



# Background

- Urban Water Use Efficiency program a requirement of the ROD
- CALFED Water Use Efficiency Program Recommendation for urban conservation “certification”
- Only cost-effective water use efficiency would be required
- Certification by State Board



# History

- Stakeholder negotiations produced draft presented to the Bay Delta Advisory Committee June, 2002
- No action taken
- Proposal being revived 2006 by Bay-Delta Authority
- Stakeholder interviews underway



# Regulated Universe

- Retailers: Less than 3,000 connections?
- Wholesalers: Less than 3,000 acre-feet delivered?
- **NO REQUIREMENTS**





# Area of Jurisdiction

Only applies to agencies  
with hydrological connection  
to Bay-Delta Watershed?



# Retail Requirements

## 3,000 to 20,000 connections:

- Submit Council's BMP reports every two years (just like now)

## More than 20,000 connections:

- Submit Council's BMP reports every two years (just like now)
- File exemption applications with State Board every two years for advance approval
- Undergo State Board review every four years



# Wholesale Requirements

## 3,000 to 20,000 AF deliveries:

- Submit Council BMP reports every two years (just like now)

## More than 20,000 AF deliveries:

- Submit Council BMP reports every two years (just like now)
- File exemption applications with State Board every two years for advance approval
- Undergo State Board review every four years



# Determining Compliance

- Council's BMP Reporting database will provide "on-track" verification and proof of BMP implementation
- Council data could be used for compliance determination
- Questions: Auditing? Verification? Exemptions?



# Possible Roles

## State Board

- Implement program
- Make/enforce compliance decisions

## Council

- Manage/revise MOU
- Maintain reporting database
- Provide technical support to applicants

## DWR & USBR

- Provide tech/financial assistance



# Original Funding Estimates

## Estimated administration costs:

- \$1.9 – \$3.5 million per year
- \$1.25 - \$2.55 million for SWRCB
- \$650,000 - \$950,000 for CUWCC
- Equivalent to: \$0.25-\$0.50 average cost per water user connection per year
- Cost estimates to be refined



# What Now?

- CBDA Proposal
- Stakeholder interviews
- Legislative interest
- Questions:
  - *Use existing proposal?*
  - *Use Council database?*
  - *State Board willing?*
  - *Funding available?*



[CUWCC.org](http://CUWCC.org)

PARTNERS FOR A WATER-EFFICIENT CALIFORNIA