

Parameter	Units	Effluent Limitation (Order No. R4-2009-0077)			Monitoring Data (From 01/01/2009 To 08/31/2013)		
		Average Monthly	Average Weekly	Maximum Daily	Highest Average Monthly Discharge	Highest Average Weekly Discharge	Highest Daily Discharge
Chloride	mg/L	180	--	--	145	--	145
Sulfate	mg/L	300	--	--	133	--	133
Boron	mg/L	1	--	--	0.3	--	0.3
Fluoride	mg/L	--	--	--	1.2	--	1.2
Nitrite-N (as N)	mg/L	1	--	--	0.6		0.6
Nitrate + Nitrite as N	mg/L	8	--	--	10.3		10.3
Total Ammonia	mg/L	2.1	--	4.3	2.23		2.23
Antimony	µg/L	--	--	--	0.9	--	0.9
Arsenic	µg/L	--	--	--	1.5	--	1.5
Beryllium	µg/L	--	--	--	<0.25	--	<0.25
Cadmium	µg/L	1.2	--	3.5	0.14	--	0.14
Chromium III	µg/L	--	--	--	4.6	--	4.6
Chromium VI	µg/L	--	--	--	1.0	--	1.0
Copper	µg/L	14	--	17	7.2	--	7.2
Lead	µg/L	5,5	--	10.1	0.9	--	0.9
Mercury	µg/L	0.05	--	0.1	0.0066	--	0.0066
Nickel	µg/L	--	--	--	17.2	--	17.2
Selenium	µg/L	--	--	--	0.69	--	0.69
Silver	µg/L	--	--	--	0.06	--	0.06
Thallium	µg/L	--	--	--	<0.25	--	<0.25
Zinc	µg/L	95	--	159	132	--	132
Cyanide	µg/L	--	--	--	2	--	2
Asbestos	µg/L	--	--	--	--	--	--
2,3,7,8-TCDD (Dioxin)	µg/L	--	--	--	0.000015	--	0.000015
Acrolein	µg/L	--	--	--	<2	--	<2
Acrylonitrile	µg/L	--	--	--	<2	--	<2
Benzene	µg/L	--	--	--	< 0.5	--	<0.5
Bromoform	µg/L	--	--	--	0.79	--	0.79
Carbon Tetrachloride	µg/L	--	--	--	< 0.5	--	< 0.5
Chlorobenzene	µg/L	--	--	--	<0.5	--	<0.5
Dibromochloromethane	µg/L	--	--	--	6.3	--	6.3
Chloroethane	µg/L	--	--	--	<10	--	<10
2-chloroethyl vinyl ether	µg/L	--	--	--	<0.5	--	<0.5
Chloroform	µg/L	--	--	--	27.4	--	27.4
Dichlorobromomethane	µg/L	--	--	--	17.0	--	17.0
1,1-dichloroethane	µg/L	--	--	--	<0.5	--	<0.5

Parameter	Units	Effluent Limitation (Order No. R4-2009-0077)			Monitoring Data (From 01/01/2009 To 08/31/2013)		
		Average Monthly	Average Weekly	Maximum Daily	Highest Average Monthly Discharge	Highest Average Weekly Discharge	Highest Daily Discharge
1,2-dichloroethane	µg/L	--	--	--	<0.5	--	<0.5
1,1-dichloroethylene	µg/L	--	--	--	<0.5	--	<0.5
1,2-dichloropropane	µg/L	--	--	--	<0.5	--	<0.5
1,3-dichloropropylene	µg/L	--	--	--	<0.5	--	<0.5
Ethylbenzene	µg/L	--	--	--	<0.5	--	<0.5
Methyl bromide	µg/L	--	--	--	<0.5	--	<0.5
Methyl chloride	µg/L	--	--	--	0.16	--	0.16
Methylene chloride	µg/L	--	--	--	12	--	12
1,1,2,2-tetrachloroethane	µg/L	--	--	--	<0.5	--	<0.5
Tetrachloroethylene	µg/L	--	--	--	<0.5	--	<0.5
Toluene	µg/L	--	--	--	0.33	--	0.33
Trans 1,2-Dichloroethylene	µg/L	--	--	--	<0.5	--	<0.5
1,1,1-Trichloroethane	µg/L	--	--	--	<0.5	--	<0.5
1,1,2-Trichloroethane	µg/L	--	--	--	<0.5	--	<0.5
Trichloroethylene	µg/L	--	--	--	<0.5	--	<0.5
Vinyl Chloride	µg/L	--	--	--	<0.5	--	<0.5
2-chlorophenol	µg/L	--	--	--	<5	--	<5
2,4-dichlorophenol	µg/L	--	--	--	<5	--	<5
2,4-dimethylphenol	µg/L	--	--	--	<2	--	<2
4,6-dinitro-o-resol(aka 2-methyl-4,6-Dinitrophenol)	µg/L	--	--	--	<5	--	<5
2,4-dinitrophenol	µg/L	--	--	--	<5	--	<5
2-nitrophenol	µg/L	--	--	--	<10	--	<10
4-nitrophenol	µg/L	--	--	--	<10	--	<10
3-Methyl-4-Chlorophenol (aka 4-chloro-m-cresol)	µg/L	--	--	--	<1	--	<1
Pentachlorophenol	µg/L	--	--	--	<1	--	<1
Phenol	µg/L	--	--	--	3.1	--	3.1
2,4,6-trichlorophenol	µg/L	--	--	--	1.2	--	1.1
Acenaphthene	µg/L	--	--	--	<1	--	<1
Acenaphthylene	µg/L	--	--	--	<10	--	<10
Anthracene	µg/L	--	--	--	<10	--	<10

Parameter	Units	Effluent Limitation (Order No. R4-2009-0077)			Monitoring Data (From 01/01/2009 To 08/31/2013)		
		Average Monthly	Average Weekly	Maximum Daily	Highest Average Monthly Discharge	Highest Average Weekly Discharge	Highest Daily Discharge
Benzidine	µg/L	--	--	--	<5	--	<5
Benzo(a)Anthracene	µg/L	--	--	--	<5	--	<5
Benzo(a)Pyrene	µg/L	--	--	--	<0.02	--	<0.02
Benzo(b)Fluoranthene	µg/L	--	--	--	<0.02	--	<0.02
Benzo(ghi)Perylene	µg/L	--	--	--	< 5	--	< 5
Benzo(k)Fluoranthene	µg/L	--	--	--	0.008	--	0.008
Bis(2-Chloroethoxy)methane	µg/L	--	--	--	<5	--	<5
Bis(2-Chloroethyl)Ether	µg/L	--	--	--	<1	--	<1
Bis(2-Chloroisopropyl) Ether	µg/L	--	--	--	<2	--	<2
Bis(2-Ethylhexyl)Phthalate	µg/L	--	--	--	2.9	--	2.9
4-Bromophenyl Phenyl Ether	µg/L	--	--	--	<5	--	<5
Butylbenzyl Phthalate	µg/L	--	--	--	<10	--	<10
2-Chloronaphthalene	µg/L	--	--	--	<10	--	<10
4-Chlorophenyl Phenyl Ether	µg/L	--	--	--	<5	--	<5
Chrysene	µg/L	--	--	--	<0.02	--	<0.02
Dibenzo(a,h) Anthracene	µg/L	--	--	--	0.014	--	0.014
1,2-Dichlorobenzene	µg/L	--	--	--	<0.5	--	<0.5
1,3-Dichlorobenzene	µg/L	--	--	--	<0.5	--	<0.5
1,4-Dichlorobenzene	µg/L	--	--	--	0.12	--	0.12
3-3'-Dichlorobenzidine	µg/L	--	--	--	<5	--	<5
Diethyl Phthalate	µg/L	--	--	--	0.25	--	0.25
Dimethyl Phthalate	µg/L	--	--	--	<2	--	<2
Di-n-Butyl Phthalate	µg/L	--	--	--	0.32	--	0.32
2-4-Dinitrotoluene	µg/L	--	--	--	<5	--	<5
2-6-Dinitrotoluene	µg/L	--	--	--	<5	--	<5

Parameter	Units	Effluent Limitation (Order No. R4-2009-0077)			Monitoring Data (From 01/01/2009 To 08/31/2013)		
		Average Monthly	Average Weekly	Maximum Daily	Highest Average Monthly Discharge	Highest Average Weekly Discharge	Highest Daily Discharge
Di-n-Octyl Phthalate	µg/L	--	--	--	<10	--	<10
1,2-Diphenylhydrazine	µg/L	--	--	--	<1	--	<1
Fluoranthene	µg/L	--	--	--	<1	--	<1
Fluorene	µg/L	--	--	--	<10	--	<10
Hexachlorobenzene	µg/L	--	--	--	<1	--	<1
Hexachlorobutadiene	µg/L	--	--	--	<1	--	<1
Hexachlorocyclopentadiene	µg/L	--	--	--	<5	--	<5
Hexachloroethane	µg/L	--	--	--	<1	--	<1
Indeno(1,2,3-cd)Pyrene	µg/L	--	--	--	0.016	--	0.016
Isophorone	µg/L	--	--	--	<1	--	<1
Naphthalene	µg/L	--	--	--	<1	--	<1
Nitrobenzene	µg/L	--	--	--	<1	--	<1
N-Nitrosodimethylamine	µg/L	--	--	--	<5	--	<5
N-Nitrosodi-n-Propylamine	µg/L	--	--	--	<5	--	<5
N-Nitrosodiphenylamine	µg/L	--	--	--	1.7	--	1.7
Phenanthrene	µg/L	--	--	--	<5	--	<5
Pyrene	µg/L	--	--	--	<10	--	<10
1,2,4-Trichlorobenzene	µg/L	--	--	--	<5	--	<5
Aldrin	µg/L	--	--	--	<0.01	--	<0.01
Alpha-BHC	µg/L	--	--	--	<0.01	--	<0.01
Beta-BHC	µg/L	--	--	--	<0.01	--	<0.01
Gamma-BHC (aka Lindane)	µg/L	--	--	--	0.007	--	0.007
delta-BHC	µg/L	--	--	--	<0.01	--	<0.01
Chlordane	µg/L	--	--	--	<0.05	--	<0.05
4,4'-DDT	µg/L	--	--	--	<0.01	--	<0.01
4,4'-DDE	µg/L	--	--	--	<0.01	--	<0.01
4,4'-DDD	µg/L	--	--	--	<0.01	--	<0.01
Dieldrin	µg/L	--	--	--	<0.01	--	<0.01
Alpha-Endosulfan	µg/L	--	--	--	<0.01	--	<0.01
Beta-Endosulfan	µg/L	--	--	--	<0.01	--	<0.01

Parameter	Units	Effluent Limitation (Order No. R4-2009-0077)			Monitoring Data (From 01/01/2009 To 08/31/2013)		
		Average Monthly	Average Weekly	Maximum Daily	Highest Average Monthly Discharge	Highest Average Weekly Discharge	Highest Daily Discharge
Endosulfan Sulfate	µg/L	--	--	--	<0.1	--	<0.1
Endrin	µg/L	--	--	--	<0.1	--	<0.1
Endrin Aldehyde	µg/L	--	--	--	<0.01	--	<0.01
Heptachlor	µg/L	--	--	--	< 0.01	--	< 0.01
Heptachlor Epoxide	µg/L	--	--	--	<0.01	--	<0.01
PCB 1016	µg/L	--	--	--	<0.1	--	<0.1
PCB 1221	µg/L	--	--	--	<0.5	--	<0.5
PCB 1232	µg/L	--	--	--	<0.3	--	<0.3
PCB 1242	µg/L	--	--	--	<0.1	--	<0.1
PCB 1248	µg/L	--	--	--	<0.1	--	<0.1
PCB 1254	µg/L	--	--	--	<0.05	--	<0.05
PCB 1260	µg/L	--	--	--	<0.1	--	<0.1
Toxaphene	µg/L	--	--	--	<0.5	--	<0.5
Barium	µg/L	--	--	--	68.6	--	68.6
Iron	µg/L	--	--	--	52.7	--	52.7
Methoxychlor	µg/L	--	--	--	<0.01	--	<0.01
2,4-D	µg/L	--	--	--	<0.5	--	<0.5
2,4,5-TP (Sylvex)	µg/L	--	--	--	<0.5	--	<0.5
Halomethanes	µg/L	--	--	--	51	--	51

**D. Compliance Summary**

On June 6, 2014, the Regional Water Board issued the Joint Outfall System a Notice of Violation for failure to report a valid toxicity test result in September 2011 (effluent), April 2012 (effluent), August 2012 (ambient receiving water), and March 2013 (effluent).

**E. Planned Changes**

The Whittier Narrows WRP operated an ultraviolet (UV) disinfection system as the primary disinfection process during the entire year of 2012. Startup of the UV system took place on September 17, 2011, and use of the UV system as the primary disinfection system at the Whittier Narrows WRP commenced at that time. During 2012, the existing chloramination system that had been used for disinfection prior to the UV system startup was operated in an auxiliary capacity as part of a dual barrier disinfection system and also to provide residual chlorine to the plant effluent. The installment of a UV disinfection system reduces the effluent levels of the photosensitive constituent N-nitrosodimethylamine (NDMA).

There are no planned upgrades proposed by the Permittee.

**III. APPLICABLE PLANS, POLICIES, AND REGULATIONS**

The requirements contained in this Order are based on the requirements and authorities described in this section.

**A. Legal Authorities**

This Order serves as WDRs pursuant to article 4, chapter 4, division 7 of the California Water Code (CWC; commencing with section 13260). This Order is also issued pursuant to section

402 of the federal Clean Water Act (CWA) and implementing regulations adopted by the United States Environmental Protection Agency (USEPA) and chapter 5.5, division 7 of the CWC (commencing with section 13370). It shall serve as an NPDES permit for point source discharges from this facility to surface waters.

**B. California Environmental Quality Act (CEQA)**

Under CWC section 13389, this action to adopt an NPDES permit is exempt from the provisions of Chapter 3 of CEQA, (commencing with section 21100) of Division 13 of the Public Resources Code.

**C. State and Federal Laws, Regulations, Policies, and Plans**

1. **Water Quality Control Plan.** The Regional Water Board adopted a Water Quality Control Plan for the Los Angeles Region (Basin Plan) on June 4, 1994 that designates beneficial uses, establishes water quality objectives (WQOs), and contains implementation programs and policies to achieve those objectives for all waters addressed through the plan. Requirements in this Order implement the Basin Plan. In addition, the Basin Plan implements State Water Board Resolution 88-63, which established state policy that all waters, with certain exceptions, should be considered suitable or potentially suitable for municipal or domestic supply. On May 26, 2000, the USEPA approved the revised Basin Plan except for the implementation plan for potential MUN-designated water bodies. On August 22, 2000, the City of Los Angeles, City of Burbank, City of Simi Valley, and the County Sanitation Districts of Los Angeles County challenged USEPA's water quality standards action in the U.S. District Court. On December 18, 2011, the court issued an order remanding the matter to USEPA to take further action on the 1994 Basin Plan consistent with the court's decision. On February 15, 2002, USEPA revised its decision and approved the 1994 Basin Plan in whole. In its February 15, 2002 letter, USEPA stated:

EPA bases its approval on the court's finding that the Regional Board's identification of waters with an asterisk ("\*\*") in conjunction with the implementation language at page 2-4 of the 1994 Basin Plan, was intended "to only conditionally designate and not finally designate as MUN those water bodies identified by an (\*\*)" for the MUN use in Table 2-1 of the Basin Plan, without further action." Court Order at p. 4. Thus, the waters identified with an ("\*\*") in Table 2-1 do not have MUN as a designated use until such time as the State undertakes additional study and modifies its Basin Plan. Because this conditional use designation has no legal effect, it does not constitute a new water quality standard subject to EPA review under section 303(c)(3) of the Clean Water Act ("CWA"). 33 U.S.C. § 1313(c)(3).

USEPA's decision has no effect on the MUN designations of groundwater. Beneficial uses applicable to San Gabriel River and Rio Hondo are as follows:

**Table F-3. Basin Plan Beneficial Uses – Receiving Waters**

Discharge Point	Receiving Water Name	Beneficial Use(s)
001	San Gabriel River (Hydro. Unit No. 405.41)	<p><u>Existing:</u> Wildlife habitat (WILD)</p> <p><u>Intermittent:</u> Ground water recharge (GWR), water contact recreation (REC-1<sup>1</sup>), non-contact water recreation (REC-2), and warm freshwater habitat (WARM)</p> <p><u>Potential:</u> Municipal and domestic water supply (MUN<sup>2</sup>).</p>
001	San Gabriel River (Whittier Narrows-Firestone Boulevard) (Hydro. Unit No. 405.15)	<p><u>Existing:</u> REC-1<sup>1</sup>, REC-2, WILD and rare, threatened, or endangered species (RARE)</p> <p><u>Intermittent:</u> GWR and WARM</p> <p><u>Potential:</u> Industrial service supply (IND), industrial process supply (PROC), and MUN<sup>2</sup></p>
001	San Gabriel River (Firestone Boulevard-Estuary) (Hydro. Unit No. 405.15)	<p><u>Existing:</u> REC-1<sup>1</sup> and REC-2</p> <p><u>Intermittent:</u> none</p> <p><u>Potential:</u> WARM, WILD, and MUN<sup>2</sup></p>
001	San Gabriel River Estuary (Hydro. Unit No. 405.15)	<p><u>Existing:</u> IND, navigation (NAV), REC-1<sup>1</sup>, REC-2, commercial and sport fishing (COMM), estuarine habitat (EST), marine habitat (MAR), WILD, RARE, migration of aquatic organism (MIGR), and spawning, reproduction, and/or early development (SPWN)</p> <p><u>Intermittent:</u> none</p> <p><u>Potential:</u> Shellfish harvesting (SHELL)</p>

<sup>1</sup> Although the Los Angeles County Department of Public Works post signs prohibiting access to the Rio Hondo and San Gabriel River, its tributaries and estuary, the public has been observed fishing and wading across the river. There is public access to the San Gabriel River, its tributaries, and estuary through the bike trails that run parallel to the river. Since there is public contact in the receiving water downstream of the discharge, the quality of wastewater discharged to the Rio Hondo and San Gabriel River must be such that no public health hazard is created.

<sup>2</sup> The potential MUN beneficial use for the water body is consistent with Regional Water Board Resolution 89-03; however, the Regional Water Board has only conditionally designated the MUN beneficial uses and at this time cannot establish effluent limitation designed to protect the conditional designation.

Discharge Point	Receiving Water Name	Beneficial Use(s)
001, 002, 003, 004	Whittier Narrows Flood Control Basin (Hydro. Unit No. 405.41)	<u>Existing:</u> GWR, REC-1 <sup>1</sup> , REC-2, WARM, and WILD <u>Intermittent:</u> none <u>Potential:</u> MUN <sup>2</sup> and RARE
002, 003, 004	Rio Hondo to Spreading Grounds (Hydro. Unit No. 405.15)	<u>Existing:</u> REC-2 <u>Intermittent:</u> GWR, REC-1 <sup>1</sup> , and WILD <u>Potential:</u> WARM and MUN <sup>2</sup>
002, 003, 004	Rio Hondo below Spreading Grounds (Hydro. Unit No. 405.15)	<u>Existing:</u> REC-2 <u>Intermittent:</u> GWR and WILD <u>Potential:</u> WARM, REC-1 <sup>1</sup> , and MUN <sup>2</sup>
002, 003, 004	Los Angeles River (Hydro. Unit No. 405.15)	<u>Existing:</u> REC-1 <sup>1</sup> , REC-2, GWR, and WARM <u>Intermittent:</u> none <u>Potential:</u> MUN <sup>2</sup> , IND, and WILD
002, 003, 004	Los Angeles River to Estuary (Hydro. Unit No. 405.12)	<u>Existing:</u> GWR, REC-1 <sup>1</sup> , REC-2, WARM, MAR, WILD, and RARE <u>Intermittent:</u> none <u>Potential:</u> MUN <sup>2</sup> , IND, PROC, MIGR, SPWN, and SHELL
002, 003, 004	Los Angeles River Estuary (Hydro. Unit No. 405.12)	<u>Existing:</u> IND, NAV, REC-1, REC-2, COMM, EST, MAR, WILD, RARE, MIGR, SPWN, and WET <u>Intermittent:</u> none <u>Potential:</u> SHELL



Beneficial uses of the receiving ground waters are as follows:

**Table F-4. Basin Plan Beneficial Uses – Ground Waters**

Discharge Point	Basin Name	Beneficial Use(s)
001, 002, 003, 004	Los Angeles Coastal Plain (Central Basin) DWR Basin No. 4-11	<u>Existing:</u> MUN, IND, PROC, and agricultural supply (AGR)
001, 002, 003, 004	San Gabriel Valley (Main San Gabriel Basin) DWR Basin No. 4-13	<u>Existing:</u> MUN, IND, PROC, and AGR

2. **National Toxics Rule (NTR) and California Toxics Rule (CTR).** USEPA adopted the NTR on December 22, 1992, and later amended it on May 4, 1995 and November 9, 1999. About forty criteria in the NTR applied in California. On May 18, 2000, USEPA adopted the CTR. The CTR promulgated new toxics criteria for California and, in addition, incorporated the previously adopted NTR criteria that were applicable in the state. The CTR was amended on February 13, 2001. These rules contain federal water quality criteria for priority pollutants.
3. **State Implementation Policy.** On March 2, 2000, the State Water Board adopted the Policy for Implementation of Toxics Standards for Inland Surface Waters, Enclosed Bays, and Estuaries of California (State Implementation Policy or SIP). The SIP became effective on April 28, 2000, with respect to the priority pollutant criteria promulgated for California by the USEPA through the NTR and to the priority pollutant objectives established by the Regional Water Board in the Basin Plan. The SIP became effective on May 18, 2000, with respect to the priority pollutant criteria promulgated by the USEPA through the CTR. The State Water Board adopted amendments to the SIP on February 24, 2005, that became effective on July 13, 2005. The SIP establishes implementation provisions for priority pollutant criteria and objectives and provisions for chronic toxicity control. Requirements of this Order implement the SIP.
4. **Alaska Rule.** On March 30, 2000, USEPA revised its regulation that specifies when new and revised state and tribal water quality standards become effective for CWA purposes (40 CFR part 131.21, 65 Federal Register 24641 (April 27, 2000)). Under the revised regulation (also known as the Alaska Rule), new and revised standards submitted to USEPA after May 30, 2000, must be approved by USEPA before being used for CWA purposes. The final rule also provides that standards already in effect and submitted to USEPA by May 30, 2000, may be used for CWA purposes, whether or not approved by USEPA.
5. **Stringency of Requirements for Individual Pollutants.** This Order contains both technology-based effluent limitations (TBELs) and water quality-based effluent limitations (WQBELs) for individual pollutants. The TBELs consist of restrictions on BOD, TSS, oil and grease, settleable solids, turbidity, pH, and percent removal of BOD and TSS. Restrictions on BOD, TSS, oil and grease, settleable solids, turbidity, and pH are discussed in section IV.B.2 of the Fact Sheet. This Order's technology-based pollutant restrictions implement the minimum, applicable federal technology-based requirements. In addition, this Order contains effluent limitations more stringent than the minimum, federal technology-based requirements that are carried over from the previous permit.

WQBELs have been scientifically derived to implement WQOs that protect beneficial uses. Both the beneficial uses and the WQOs have been approved pursuant to federal law and are the applicable federal water quality standards. All beneficial uses and WQOs contained in the Basin Plan and the Ocean Plan were approved under state law and submitted to and approved by USEPA prior to May 30, 2000. Any WQOs and beneficial uses submitted to USEPA prior to May 30, 2000, but not approved by USEPA before that date, are nonetheless "applicable water quality standards for purposes of the CWA" pursuant to 40 CFR part 131.21(c)(1). Collectively, this Order's restrictions on individual pollutants are no more stringent than required to implement the requirements of the CWA.

6. **Antidegradation Policy.** Federal regulation 40 CFR part 131.12 requires that state water quality standards include an antidegradation policy consistent with the federal antidegradation policy. The State Water Board established California's antidegradation policy in State Water Board Resolution 68-16 ("Statement of Policy with Respect to Maintaining the Quality of the Waters of the State"). Resolution 68-16 is deemed to incorporate the federal antidegradation policy where the federal policy applies under federal law. Resolution 68-16 requires that existing water quality be maintained unless degradation is justified based on specific findings. The Regional Water Board's Basin Plan implements, and incorporates by reference, both the state and federal antidegradation policies. The permitted discharges must be consistent with the antidegradation provisions of 40 CFR part 131.12 and State Water Board Resolution 68-16.
7. **Anti-Backsliding Requirements.** Sections 402(o) and 303(d)(4) of the CWA and federal regulations at 40 CFR part 122.44(l) restrict backsliding in NPDES permits. These anti-backsliding provisions require that effluent limitations in a reissued permit must be as stringent as those in the previous permit, with some exceptions in which limitations may be relaxed.
8. **Endangered Species Act Requirements.** This Order does not authorize any act that results in the taking of a threatened or endangered species or any act that is now prohibited, or becomes prohibited in the future, under either the California ESA (Fish and Game Code, sections 2050 to 2097) or the Federal ESA (16 USC sections 1531 to 1544). This Order requires compliance with effluent limits, receiving water limits, and other requirements to protect the beneficial uses of waters of the state. The Permittee is responsible for meeting all requirements of the applicable ESA.
9. **Water Rights.** Prior to making any change in the point of discharge, place of use, or purpose of use of treated wastewater that results in a decrease of flow in any portion of a surface or subterranean stream, the Permittee must file a petition with the State Water Board (State Water Board), Division of Water Rights, and receive approval for such a change. The State Water Board retains the jurisdictional authority to enforce such requirements under CWC section 1211.
10. **Domestic Water Quality.** In compliance with CWC section 106.3, it is the policy of the State of California that every human being has the right to safe, clean, affordable, and accessible water adequate for human consumption, cooking, and sanitary purposes. This Order promotes that policy by requiring discharges to meet maximum contaminant levels developed to protect human health and ensure that water is safe for domestic use.

11. **Water Recycling** - In accordance with statewide policies concerning water reclamation<sup>3</sup>, this Regional Water Board strongly encourages, wherever practical, water recycling, water conservation, and use of storm water and dry-weather urban runoff. The Permittee submitted a feasibility study investigating the feasibility of recycling, conservation, and/or alternative disposal methods of wastewater (such as groundwater injection), and/or use of storm water and dry-weather urban runoff on January 3, 2014. The Permittee shall submit an update to this feasibility study as part of the submittal of the Report of Waste Discharge (ROWD) for the next permit renewal.
12. **Monitoring and Reporting.** 40 CFR part 122.48 requires that all NPDES permits specify requirements for recording and reporting monitoring results. CWC sections 13267 and 13383 authorize the Regional Water Board to require technical and monitoring reports. The Monitoring and Reporting Program (MRP) establishes monitoring and reporting requirements to implement federal and state requirements. This MRP is provided in Attachment E.
13. **Sewage Sludge/Biosolids Requirements.** Section 405 of the CWA and implementing regulations at 40 CFR part 503 require that producers of sewage sludge/biosolids meet certain reporting, handling, and use or disposal requirements. The state has not been delegated the authority to implement this program; therefore, USEPA is the implementing agency to require compliance with 40 CFR part 503.

**D. Impaired Water Bodies on CWA 303(d) List**

The State Water Board proposed the California 2008-2010 Integrated Report from a compilation of the adopted Regional Water Boards' Integrated Reports containing 303(d) List of Impaired Waters and 305(b) Reports following recommendations from the Regional Water Boards and information solicited from the public and other interested parties. The Regional Water Boards' Integrated Reports were used to revise their 2006 303(d) List. On August 4, 2010, the State Water Board adopted the California 2008-2010 Integrated Report. On November 12, 2010, the USEPA approved California 2008-2010 Integrated Report Section 303(d) List of Impaired Waters requiring Total Maximum Daily Loads (TMDL) for the Los Angeles Region. The 303(d) List can be viewed at the following link:

[http://www.waterboards.ca.gov/water\\_issues/programs/tmdl/integrated2010.shtml](http://www.waterboards.ca.gov/water_issues/programs/tmdl/integrated2010.shtml)

Rio Hondo, Los Angeles River, San Gabriel River, and its tributaries are in the California 2008-2010 Integrated Report. The following are the identified pollutants impacting the receiving water:

Rio Hondo Reach 1 (Confluence Los Angeles River to Santa Ana Freeway) --Hydrologic unit 405.15, Calwater Watershed 18070104

Pollutants: Coliform bacteria, trash, pH, copper, lead, toxicity, and zinc.

Rio Hondo Reach 2 (At Spreading Grounds) -- Hydrologic unit 405.15, Calwater Watershed 18070104

Pollutants: Coliform bacteria and cyanide.

Los Angeles River Reach 2 (Carson to Figueroa Street) -- Hydrologic unit 405.15, Calwater Watershed 18070104

<sup>3</sup> See, e.g., CWC sections 13000 and 13550-13557, State Water Board Resolution No. 77-1 (Policy with Respect to Water Reclamation in California), and State Water Board Resolution No. 2009-0011 (Recycled Water Policy).

Pollutants: Ammonia, coliform bacteria, copper, lead, nutrients (algae), oil, and trash.

Los Angeles River Reach 1 (Estuary to Carson Street) -- Hydrologic unit 405.12, Calwater Watershed 18070104

Pollutants: Coliform bacteria, cyanide, diazinon, trash, ammonia, cadmium, copper (dissolved), lead, zinc (dissolved), pH, and nutrients (algae).

Los Angeles River Estuary (Queensway Bay) -- Hydrologic unit 405.12, Calwater Watershed 18070104

Pollutants: Chlordane (sediment), DDT (sediment), PCBs (polychlorinated biphenyls) (sediment), sediment toxicity, and trash.

San Gabriel River Reach 1 (Estuary to Firestone Blvd.) -- Hydrologic unit 405.15, Calwater Watershed 18070104

Pollutants: Coliform bacteria and pH.

San Gabriel River Reach 2 (Firestone Blvd. to Whittier Narrows Dam) -- Hydrologic unit 405.15, Calwater Watershed 18070104

Pollutants: Coliform bacteria, cyanide and lead.

San Gabriel River Estuary -- Hydrologic unit 405.15, Calwater Watershed 18070104

Pollutants: Copper, dioxin, nickel, and dissolved oxygen.

#### E. Other Plans, Policies and Regulations

1. **Sources of Drinking Water Policy.** On May 19, 1988, the State Water Board adopted Resolution No. 88-63, *Sources of Drinking Water (SODW) Policy*, which established a policy that all surface and ground waters, with limited exemptions, are suitable or potentially suitable for municipal and domestic supply. To be consistent with State Water Board's SODW Policy, on March 27, 1989, the Regional Water Board adopted Resolution No. 89-03, *Incorporation of Sources of Drinking Water Policy into the Water Quality Control Plans (Basin Plans) – Santa Clara River Basin (4A)/ Los Angeles River Basin (4B)*.

Consistent with Regional Water Board Resolution No. 89-03 and State Water Board Resolution No. 88-63, in 1994 the Regional Water Board conditionally designated all inland surface waters in Table 2-1 of the 1994 Basin Plan as existing, intermittent, or potential for Municipal and Domestic Supply (MUN). However, the conditional designation in the 1994 Basin Plan included the following implementation provision: "no new effluent limitations will be placed in Waste Discharge Requirements as a result of these [potential MUN designations made pursuant to the SODW policy and the Regional Water Board's enabling resolution] until the Regional Water Board adopts [a special Basin Plan Amendment that incorporates a detailed review of the waters in the Region that should be exempted from the potential MUN designations arising from SODW policy and the Regional Water Board's enabling resolution]." On February 15, 2002, the USEPA clarified its partial approval (May 26, 2000) of the 1994 Basin Plan amendments and acknowledged that the conditional designations do not currently have a legal effect, do not reflect new water quality standards subject to USEPA review, and do not support new effluent limitations based on the conditional designations stemming from the SODW Policy until a subsequent review by the Regional Water Board finalizes the designations for these waters. This permit is designed to be consistent with the existing Basin Plan.

2. **Title 22 of the California Code of Regulations (CCR Title 22).** The California Department of Public Health (CDPH) established primary and secondary maximum contaminant levels (MCLs) for inorganic, organic, and radioactive contaminants in

drinking water. These MCLs are codified in Title 22. The Basin Plan (Chapter 3) incorporates Title 22 primary MCLs by reference. This incorporation by reference is prospective, including future changes to the incorporated provisions as the changes take effect. Title 22 primary MCLs have been used as bases for effluent limitations in WDRs and NPDES permits to protect groundwater recharge beneficial use when that receiving groundwater is designated as MUN. Also, the Basin Plan specifies that "Ground waters shall not contain taste or odor-producing substances in concentrations that cause nuisance or adversely affect beneficial uses."

3. **Secondary Treatment Regulations.** 40 CFR part 133 of establishes the minimum levels of effluent quality to be achieved by secondary treatment. These limitations, established by USEPA, are incorporated into this Order, except where more stringent limitations are required by other applicable plans, policies, or regulations or to prevent backsliding.
4. **Storm Water.** CWA section 402(p), as amended by the Water Quality Act of 1987, requires NPDES permits for storm water discharges. Pursuant to this requirement, in 1990, USEPA promulgated 40 CFR part 122.26 that established requirements for storm water discharges under an NPDES program. To facilitate compliance with federal regulations, on November 1991, the State Water Board issued a statewide general permit, *General NPDES Permit No. CAS000001 and Waste Discharge Requirements for Discharges of Storm Water Associated with Industrial Activities*. This permit was amended in September 1992 and reissued on April 17, 1997 in State Water Board Order No. 97-03-DWQ to regulate storm water discharges associated with industrial activity. General NPDES Permit No. CAS000001 was revised on April 1, 2014, which revisions will become effective on July 1, 2015.

Storm water runoff from the Whittier Narrows WRP is regulated under General NPDES permit No. CAS000001. On June 4, 1992, the Permittee filed a Notice of Intent to comply with the requirements of the general permit. The Permittee developed and currently implements a Storm Water Pollution Prevention Plan (SWPPP), to comply with the State Water Board's General NPDES permit No. CAS000001.

5. **Sanitary Sewer Overflows (SSOs).** The CWA prohibits the discharge of pollutants from point sources to surface waters of the United States unless authorized under an NPDES permit. (33 United States Code (USC) sections 1311 and 1342). The State Water Board adopted General WDRs for Sanitary Sewer Systems, (Water Quality Order No. 2006-0003-DWQ; SSO WDR) on May 2, 2006, to provide a consistent, statewide regulatory approach to address SSOs. The SSO WDR requires public agencies that own or operate sanitary sewer systems to apply for coverage under the SSO WDR, develop and implement sewer system management plans, and report all SSOs to the State Water Board's online SSO database. Regardless of the coverage obtained under the SSO WDR, the Permittee's collection system is part of the POTW that is subject to this NPDES permit. As such, pursuant to federal regulations, the Permittee must properly operate and maintain its collection system (40 CFR part 122.41 (e)), report any non-compliance (40 CFR part 122.41(1)(6) and (7)), and mitigate any discharge from the collection system in violation of this NPDES permit (40 CFR part 122.41(d)).

The requirements contained in this Order sections VI.C.3.b (Spill Cleanup Contingency Plan section), VI.C.4 (Construction, Operation and Maintenance Specifications section), and VI.C.6 (Spill Reporting Requirements section) are intended to be consistent with the requirements of the SSO WDR. The Regional Water Board recognizes that there may be some overlap between these NPDES permit provisions and SSO WDR requirements, related to the collection systems. The requirements of the SSO WDR are considered the minimum thresholds (see Finding 11 of State Water Board Order No. 2006-0003-DWQ).

To encourage efficiency, the Regional Water Board will accept the documentation prepared by the Permittees under the SSO WDR for compliance purposes as satisfying the requirements in sections VI.C.3.b, VI.C.4, and VI.C.6, provided the more stringent provisions contained in this NPDES permit are also addressed. Pursuant to SSO WDR, section D, provision 2(iii) and (iv), the provisions of this NPDES permit supercede the SSO WDR, for all purposes, including enforcement, to the extent the requirements may be deemed duplicative.

6. **Watershed Management** - This Regional Water Board has been implementing a Watershed Management Approach (WMA) to address water quality protection in the Los Angeles Region following the USEPA guidance in *Watershed Protection: A Project Focus* (EPA841-R-95-003, August 1995). The objective of the WMA is to provide a more comprehensive and integrated strategy resulting in water resource protection, enhancement, and restoration while balancing economic and environmental impacts within a hydrologically-defined drainage basin or watershed. The WMA emphasizes cooperative relationships between regulatory agencies, the regulated community, environmental groups, and other stakeholders in the watershed to achieve the greatest environmental improvements with the resources available. The WMA integrates activities across the Regional Water Board's diverse programs, particularly permitting, planning, and other surface water-oriented programs that have tended to operate somewhat independently of each other.

The accompanying Order fosters the implementation of this approach by protecting beneficial uses in the watershed and requiring the Discharger to participate with other stakeholders, in the development and implementation of a watershed-wide monitoring program. The Monitoring and Reporting Program (Attachment E) requires the Discharger to undertake the responsibilities delineated under an approved watershed-wide monitoring plan in the implementation of the Watershed-wide Monitoring Program for the San Gabriel River, which was approved by the Regional Water Board on September 25, 2006.

The Regional Water Board has prepared and periodically updates its Watershed Management Initiative Chapter, the latest is updated December 2007. This document contains a summary of the region's approach to watershed management. It addresses each watershed and the associated water quality problems and issues. It describes the background and history of each watershed, current and future activities, and addresses TMDL development. The information can be accessed on our website: <http://www.waterboards.ca.gov/losangeles>.

7. **Relevant TMDLs** – Section 303(d) of the CWA requires states to identify water bodies that do not meet water quality standards and then to establish TMDLs for each waterbody for each pollutant of concern. TMDLs identify the maximum amount of pollutants that can be discharged to waterbodies without causing violations of water quality standards.
  - a. **San Gabriel River and Tributaries Metals TMDL** - On March 26, 2007, USEPA established the San Gabriel River watershed metals TMDLs. This Order includes effluent limitations for metals established by USEPA TMDLs. These effluent limitations are consistent with the concentration-based Waste Load Allocations (WLA) established for the POTWs and other point sources in these TMDLs. In this permit, Regional Water Board staff translate WLAs into effluent limitations by applying the CTR/SIP procedures or other applicable engineering practices authorized under federal regulations. The copper, lead, and zinc waste load

allocations for Coyote Creek and San Gabriel River may be modified based on the results of new studies if the USEPA approves a revised TMDL and Implementation Plan for Metals in the San Gabriel River.

- b. **Los Angeles River and Tributaries Metals TMDL** - On June 2, 2005, with Resolution No. R05-006, the Regional Water Board established a *Total Maximum Daily Load for Metals for the Los Angeles River and its Tributaries (LA River Metals TMDL)*. On October 20, 2005, the State Water Board approved the *LA River Metals TMDL* in Resolution No. 2005-0077. On December 9, 2005 and December 22, 2005, respectively, OAL and USEPA approved the *LA River Metals TMDL*, and it became effective on January 11, 2006. The Los Angeles River Metals TMDL contains waste load allocations for copper, lead, cadmium, and zinc.

On September 6, 2007, the Regional Water Board re-adopted the TMDL by Resolution No. R07-014 in compliance with a writ of mandate issued by the Los Angeles County Superior Court in the matter of *Cities of Bellflower et al. v. State Water Resources Control Board et al.* (Los Angeles Superior Court No. BS101732). The writ directed the Regional Water Board to consider alternatives to the project before re-adopting the TMDL. The writ was limited to this issue, and the TMDL was affirmed in all other aspects. The re-adopted TMDL replaced the previous implementation deadlines that were tied to "the effective date of the TMDL" with specific dates. The re-adopted TMDL was subsequently approved by the State Water Board in Resolution No. 2008-0046 on June 17, 2008 and by OAL on October 14, 2008. USEPA approved the re-adopted Los Angeles River Metals TMDL on October 29, 2008, which is the effective date of the TMDL. On May 7, 2009, in compliance with the writ, the Regional Water Board voided and set aside Resolution No. R05-006.

On May 6, 2010, the Regional Water Board adopted Resolution No. R10-003, an amendment to the Basin Plan to revise the *LA River Metals TMDL*. The amendment revises the TMDL to adjust the numeric targets for copper in Reaches 1-4 of the Los Angeles River and the Burbank Western Channel and the corresponding WLAs for the Donald C. Tillman, Los Angeles-Glendale and Burbank WRPs based on a water effect ratio (WER). The copper allocations for other sources remain based on the default WER value of 1.0 and the remaining portion of the loading capacity for Reaches 1-4 of the river and the Burbank Western Channel, which is increased by adjusting the numeric targets with the WER, will remain unallocated. The revision includes language stating that regardless of the WER, the WRPs must perform at a level that can be attained by existing treatment technologies at the time of permit issuance, reissuance or modification. On April 19, 2011, the State Water Board adopted Resolution No. 2011-0021, approving the revised *LA River Metals TMDL*. On July 28, 2011, the *LA River Metals TMDL* was approved by OAL. On November 3, 2011, The *LA River Metals TMDL* was approved by USEPA and became effective on the same date.

- c. **Los Angeles River Nitrogen Compounds and Related Effects TMDL** - On July 10, 2003, the Regional Water Board adopted Resolution No. 2003-009, *Amendment to the Basin Plan for the Los Angeles Region to Include a TMDL for Nitrogen Compounds and Related Effects in the Los Angeles River (Nitrogen Compounds TMDL)*. On November 19, 2003, the State Water Board approved the *Nitrogen Compounds TMDL*. However, on December 4, 2003, the Regional Water Board revised the Nitrogen Compound TMDL by adopting Resolution No. 2003-016, *Revision of Interim Effluent Limits for Ammonia in the Amendment to the Water Quality Control Plan for the Los Angeles Region to Include a TMDL for Nitrogen*

*Compounds and Related Effects in the Los Angeles River.* Resolution No. 2003-016 only revised the portion of the Nitrogen Compounds TMDL containing interim limits for total ammonia as nitrogen, for the Glendale and Tillman WRPs. All other portions of the TMDL remained unchanged. The *Nitrogen Compounds TMDL* went into effect on March 23, 2004, when the Regional Water Board filed the Notice of Decision with the California Resources Agency.

On June 7, 2007, the Regional Water Board adopted Resolution No. 2007-005, Amendments to the Water Quality Control Plan-Los Angeles Region-To Incorporate Site-Specific Objectives for Select Inland Surface Waters in the San Gabriel River, Los Angeles River and Santa Clara River Watersheds. This amendment to the Basin Plan incorporates site-specific 30-day average objectives for ammonia along with corresponding site-specific early life stage implementation provisions for select waterbody reaches and tributaries in the Santa Clara, Los Angeles, and San Gabriel River watersheds. In accordance with Implementation Table, Task 8 of the LA River Nitrogen Compounds TMDL, "...If a site specific objective is adopted by the Regional Board, and approved by relevant approving agencies, this TMDL will need to be revised, readopted, and reapproved to reflect the revised water quality objectives."

On December 6, 2012, the Regional Water Board adopted Resolution No. R12-010, Amendment to the Water Quality Control Plan for Plan for the Los Angeles Region to amend the Total Maximum Daily Load (TMDL) for Nitrogen Compounds and Related Effects in the Los Angeles River by incorporating site-specific ammonia objectives. This amendment incorporated the approved site-specific 30-day average objectives for ammonia per Resolution No. 2007-005. On June 4, 2013, the State Water Board approved the resolution. On June 9, 2014, and August 7, 2014, respectively, OAL and USEPA approved Resolution R12-010, and it became effective on August 7, 2014.



#### IV. RATIONALE FOR EFFLUENT LIMITATIONS AND DISCHARGE SPECIFICATIONS

The CWA requires point source Permittees to control the amount of conventional, non-conventional, and toxic pollutants that are discharged into the waters of the United States. The control of pollutants discharged is established through effluent limitations and other requirements in NPDES permits. There are two principal bases for effluent limitations: 40 CFR part 122.44(a) requires that permits include applicable TBELs and standards; and 40 CFR part 122.44(d) requires that permits include WQBELs to attain and maintain applicable numeric and narrative water quality criteria to protect the beneficial uses of the receiving water.

The variety of potential pollutants found in discharges from the Facility presents a potential for aggregate toxic effects to occur. Whole effluent toxicity (WET) is an indicator of the combined effect of pollutants contained in the discharge. Chronic toxicity is a more stringent requirement than acute toxicity. Therefore, chronic toxicity is considered pollutant of concern for protection and evaluation of narrative Basin Plan Objectives.

##### A. Discharge Prohibitions

Effluent and receiving water limitations in this Board Order are based on the CWA, Basin Plan, State Water Board's plans and policies, USEPA guidance and regulations, and best practicable waste treatment technology. This order authorizes the discharge of tertiary-treated wastewater from Discharge Points 001 through 004. It does not authorize any other types of discharges.

##### B. Technology-Based Effluent Limitations (TBELs)

###### 1. Scope and Authority

Technology-based effluent limits require a minimum level of treatment for industrial/municipal point sources based on currently available treatment technologies while allowing the Permittee to use any available control techniques to meet the effluent limits. The 1972 CWA required POTWs to meet performance requirements based on available wastewater treatment technology. Section 301 of the CWA established a required performance level--referred to as "secondary treatment"--that all POTWs were required to meet by July 1, 1977. More specifically, section 301(b)(1)(B) of the CWA required that USEPA develop secondary treatment standards for POTWs as defined in section 304(d)(1). Based on this statutory requirement, USEPA developed national secondary treatment regulations which are specified in 40 CFR part 133. These technology-based regulations apply to all POTWs and identify the minimum level of effluent quality to be attained by secondary treatment in terms of BOD<sub>5</sub>20°C, TSS, and pH.

###### 2. Applicable TBELs

This Facility is subject to the technology-based regulations for the minimum level of effluent quality attainable by secondary treatment in terms of BOD<sub>5</sub>20°C, TSS, and pH. However, all TBELs from the previous Order No. R4-2009-0077 are based on tertiary-treated wastewater treatment standards. These effluent limitations have been carried over from the previous Order to avoid backsliding. Further, mass-based effluent limitations are based on a design flow rate of 15.0 mgd. The removal efficiency for BOD and TSS is set at the minimum level attainable by secondary treatment technology. The following Table summarizes the TBELs applicable to the Facility:

**Table F-5. Summary of TBELs**

Parameter	Units	Effluent Limitations				
		Average Monthly	Average Weekly	Maximum Daily	Instantaneous Minimum	Instantaneous Maximum
BOD <sub>5</sub> 20°C	mg/L	20	30	45		
	lbs/day <sup>4</sup>	2,500	3,800	5,600		
TSS	mg/L	15	40	45		
	lbs/day <sup>4</sup>	1,900	5,000	5,600		
pH	standard units	--	--	--	6.5	8.5
Removal Efficiency for BOD and TSS	%	85	--	--		

This Facility is also subject to TBELs contained in similar NPDES permits, for similar facilities, based on the treatment level achievable by tertiary-treated wastewater treatment systems. These effluent limitations are consistent with the State Water Board precedential decision, State Water Board Order No. WQ 2004-0010 for the City of Woodland.

**C. Water Quality-Based Effluent Limitations (WQBELs)**

**1. Scope and Authority**

CWA section 301(b) and 40 CFR part 122.44(d) require that permits include limitations more stringent than applicable federal technology-based requirements where necessary to achieve applicable water quality standards. This Order contains requirements, expressed as a technology equivalence requirement that are necessary to achieve water quality standards. The Regional Water Board has considered the factors listed in CWC section 13241 in establishing these requirements. The rationale for these requirements, which consist of tertiary treatment or equivalent requirements or other provisions, is discussed starting from section IV.C.2.

40 CFR part 122.44(d)(1)(i) requires that permits include effluent limitations for all pollutants that are or may be discharged at levels that have the reasonable potential to cause or contribute to an exceedance of a water quality standard, including numeric and narrative objectives within a standard. Where reasonable potential has been established for a pollutant, but there is no numeric criterion or objective for the pollutant, WQBELs must be established using (1) USEPA criteria guidance under CWA section 304(a), supplemented where necessary by other relevant information; (2) an indicator parameter for the pollutant of concern; or (3) a calculated numeric water quality criterion, such as a proposed state criterion or policy interpreting the state's narrative criterion, supplemented with other relevant information, as provided in section 122.44(d)(1)(vi).

The process for determining reasonable potential and calculating WQBELs when necessary is intended to protect the designated uses of the receiving water as specified in the Basin Plan, and achieve applicable WQOs and criteria that are contained in other state plans and policies, or any applicable water quality criteria contained in the CTR and NTR.

<sup>4</sup> The mass emission rates are based on the plant design flow rate of 15.0 mgd, and are calculated as follows: Flow (mgd) x Concentration (mg/L) x 8.34 (conversion factor) = lbs/day. During wet-weather storm events in which the flow exceeds the design capacity, the mass discharge rate limitations shall not apply, and concentration limitations will provide the only applicable effluent limitations.

## 2. Applicable Beneficial Uses and Water Quality Criteria and Objectives

- a. The Basin Plan establishes the beneficial uses for surface water bodies in the Los Angeles region. The beneficial uses of the San Gabriel River and Rio Hondo affected by the discharge have been described previously in this Fact Sheet.
- b. The Basin Plan also specifies narrative and numeric WQOs applicable to surface water as shown in the following discussions.

### i. **BOD<sub>5</sub>20°C and TSS**

BOD<sub>5</sub>20°C is a measure of the quantity of the organic matter in the water and, therefore, the water's potential for becoming depleted in dissolved oxygen. As organic degradation takes place, bacteria and other decomposers use the oxygen in the water for respiration. Unless there is a steady resupply of oxygen to the system, the water will quickly become depleted of oxygen. Adequate dissolved oxygen levels are required to support aquatic life. Depressions of dissolved oxygen can lead to anaerobic conditions resulting in odors, or, in extreme cases, fish kills.

40 CFR part 133 describes the minimum level of effluent quality attainable by secondary treatment, for BOD and TSS, as:

- The 30-day average shall not exceed 30 mg/L, and
- The 7-day average shall not exceed 45 mg/L.

Whittier Narrows WRP provides tertiary treatment. The Facility achieves solids removals that are better than secondary-treated wastewater by filtering the effluent.

The monthly average, the 7-day average, and the daily maximum limits cannot be removed because none of the anti-backsliding exceptions apply. Those limits were all included in the previous permit (Order R4-2009-0077) and the Whittier Narrows WRP has been able to meet both limits (monthly average and the daily maximum), for both BOD and TSS.

In addition to having mass-based and concentration-based effluent limitations for BOD and TSS, the Whittier Narrows WRP also has a percent removal requirement for these two constituents. In accordance with 40 CFR parts 133.102(a)(3) and 133.102(b)(3), the 30-day average percent removal shall not be less than 85 percent. Percent removal is defined as a percentage expression of the removal efficiency across a treatment plant for a given pollutant parameter, as determined from the 30-day average values of the raw wastewater influent pollutant concentrations to the Facility and the 30-day average values of the effluent pollutant concentrations for a given time period.

### ii. **pH**

The hydrogen ion activity of water (pH) is measured on a logarithmic scale, ranging from 0 to 14. While the pH of "pure" water at 25°C is 7.0, the pH of natural waters is usually slightly basic due to the solubility of carbon dioxide from the atmosphere. Minor changes from natural conditions can harm aquatic life. In accordance with 40 CFR part 133.102(c), the effluent values for pH shall be maintained within the limits of 6.0 to 9.0 unless the POTW demonstrates that (1) inorganic chemicals are not added to the waste stream as part of the treatment process; and (2) contributions from industrial sources do not cause the pH of the

effluent to be less than 6.0 or greater than 9.0. The effluent limitation for pH in this permit requiring that the wastes discharged shall at all times be within the range of 6.5 to 8.5 is taken from the Basin Plan (page 3-15) which reads "the pH of inland surface waters shall not be depressed below 6.5 or raised above 8.5 as a result of waste discharge."

iii. **Settleable Solids**

Excessive deposition of sediments can destroy spawning habitat, blanket benthic (bottom dwelling) organisms, and abrade the gills of larval fish. The limits for settleable solids are based on the Basin Plan (page 3-16) narrative, "Waters shall not contain suspended or settleable material in concentrations that cause nuisance or adversely affect beneficial uses." The numeric limits are empirically based on results obtained from the settleable solids 1-hour test, using an Imhoff cone.

It is impracticable to use a 7-day average limitation, because short-term spikes of settleable solid levels that would be permissible under a 7-day average scheme would not be adequately protective of all beneficial uses. The monthly average and the daily maximum limits cannot be removed because none of the anti-backsliding exceptions apply. The monthly average and daily maximum limits were both included in the previous permit (Order R4-2009-0077) and the Whittier Narrows WRP has been able to meet both limits.

iv. **Oil and grease**

Oil and grease are not readily soluble in water and form a film on the water surface. Oily films can coat birds and aquatic organisms, impacting respiration and thermal regulation, and causing death. Oil and grease can also cause nuisance conditions (odors and taste), are aesthetically unpleasant, and can restrict a wide variety of beneficial uses. The limits for oil and grease are based on the Basin Plan (page 3-11) narrative, "Waters shall not contain oils, greases, waxes, or other materials in concentrations that result in a visible film or coating on the surface of the water or on objects in the water, that cause nuisance, or that otherwise adversely affect beneficial uses."

The numeric limits are empirically based on concentrations at which an oily sheen becomes visible in water. It is impracticable to use a 7-day average limitation, because spikes that occur under a 7-day average scheme could cause a visible oil sheen. A 7-day average scheme would not be sufficiently protective of beneficial uses. The monthly average and the daily maximum limits cannot be removed because none of the anti-backsliding exceptions apply. Both limits were included in the previous permit (Order R4-2009-0077) and the Whittier Narrows WRP has been able to meet both limits.

v. **Residual Chlorine**

Disinfection of wastewaters with chlorine produces a chlorine residual. Chlorine and its reaction products are toxic to aquatic life. The limit for residual chlorine is based on the Basin Plan (page 3-9) narrative, "Chlorine residual shall not be present in surface water discharges at concentrations that exceed 0.1 mg/L and shall not persist in receiving waters at any concentration that causes impairment of beneficial uses."

It is impracticable to use a 7-day average or a 30-day average limitation, because it is not as protective as of beneficial uses as a daily maximum limitation is.

Chlorine is very toxic to aquatic life and short term exposures of chlorine may cause fish kills.

vi. **TDS, Chloride, Sulfate, and Boron**

The limits for total dissolved solids, sulfate, and boron are based on Basin Plan Table 3-8 (page 3-13), for the San Gabriel River watershed (between Ramona Boulevard and Firestone Boulevard) and the Los Angeles River Watershed (Rio Hondo above Santa Ana Freeway). TDS = 750 mg/L; and Sulfate = 300 mg/L. Boron = 1.0 mg/L only applies to the San Gabriel River. The Chloride limit is no longer 150 mg/L, but 180 mg/L, which resulted from Regional Water Board Resolution No. 97-02, Amendment to the Water Quality Control Plan to incorporate a Policy for Addressing Levels of Chloride in Discharges of Wastewaters. Resolution 97-02 was adopted by Regional Water Board on January 27, 1997; approved by SWRCB (Resolution 97-94); and, approved by OAL on January 8, 1998; and served to revise the chloride water quality objective in the San Gabriel River and other surface waters. It is practicable to express these limits as monthly averages, since they are not expected to cause acute effects on beneficial uses.

Limits based upon the Basin Plan Objectives have been included in this Order because, based upon Best Professional Judgment, these constituents are always present in potable water which is the supply source of the wastewater entering the Treatment Plant. They may be present in concentrations which meet California drinking water standards but exceed the Basin Plan Objectives. Therefore, limitations are warranted to protect the beneficial uses of the receiving water.

vii. **Methylene Blue Activated Substances (MBAS)**

The existing permit effluent limitation of 0.5 mg/L for MBAS was developed based on the Basin Plan incorporation of Title 22, Drinking Water Standards. Given the nature of the Facility which accepts domestic wastewater into the sewer system and treatment plant, and the characteristics of the pollutant discharged, the discharge has reasonable potential to exceed both the numeric MBAS WQO and the narrative WQO for the prohibition of floating material such as foams and scums. Therefore an effluent limitation is required.

viii. **Total Inorganic Nitrogen (NO<sub>2</sub> + NO<sub>3</sub> as N)**

Total inorganic nitrogen is the sum of Nitrate-nitrogen and Nitrite-nitrogen. High nitrate levels in drinking water can cause health problems in humans. Infants are particularly sensitive and can develop methemoglobinemia (blue-baby syndrome). Nitrogen is also considered a nutrient. Excessive amounts of nutrients can lead to other water quality impairments.

(a). **Algae**

Excessive growth of algae and/or other aquatic plants can degrade water quality. Algal blooms sometimes occur naturally, but they are often the result of excess nutrients (i.e., nitrogen, phosphorus) from waste discharges or nonpoint sources. These algal blooms can lead to problems with tastes, odors, color, and increased turbidity and can depress the dissolved oxygen content of the water, leading to fish kills. Floating algal scum and algal mats are also an aesthetically unpleasant nuisance.

The WQO for biostimulatory substances are based on Basin Plan (page 3-8) narrative, "Waters shall not contain biostimulatory substances in

concentrations that promote aquatic growth to the extent that such growth causes nuisance or adversely affects beneficial uses," and other relevant information to arrive at a mass based-limit intended to be protective of the beneficial uses, pursuant to 40 CFR part 122.44(d). Total inorganic nitrogen will be the indicator parameter intended to control algae, pursuant to 40 CFR part 122.44(d)(1)(vi)(C).

(b). **Concentration-based limit**

The effluent limit for total inorganic nitrogen ( $\text{NO}_2^- - \text{N} + \text{NO}_3^- - \text{N}$ ) of 8 mg/L is based on Basin Plan Table 3-8 (page 3-13), for the San Gabriel River Watershed between Ramona Boulevard and Firestone Boulevard, and the Los Angeles River Watershed at Rio Hondo above Santa Ana Freeway. Similarly, the Los Angeles River Nitrogen Compounds TMDL has an identical effluent limitation for total inorganic nitrogen as 8 mg/L

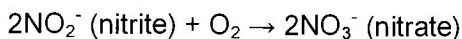
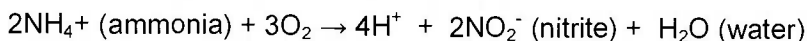
(c). **Mass-based limit**

The mass emission rates are based on the plant design flow rate of 15.0 mgd.

ix. **Nitrite as Nitrogen and Nitrate as Nitrogen**

For discharges to Rio Hondo (Los Angeles River), the effluent limitation for nitrite as nitrogen ( $\text{NO}_2^- - \text{N}$ ) of 1.0 mg/L and the effluent limitation for nitrate as nitrogen ( $\text{NO}_3^- - \text{N}$ ) of 8.0 mg/L are based on the Los Angeles River Nitrogen TMDL Waste Load Allocation which was assigned to minor point sources that includes Whittier Narrows WRP.

For discharges to San Gabriel River, a final nitrite limitation of 1.0 mg/L is based upon best professional judgment, and Basin Plan water quality objective for nitrite nitrogen, because in the process of reducing ammonia concentrations by a process such as nitrification-denitrification, the ammonia and organic nitrogen are oxidized to nitrite before final conversion to nitrate. Therefore there is reasonable potential for nitrite to be present in the discharge if the oxidation process is not complete.



x. **Total ammonia**

Ammonia is a pollutant routinely found in the wastewater effluent of POTWs, in landfill-leachate, as well as in run-off from agricultural fields where commercial fertilizers and animal manure are applied. Ammonia exists in two forms – un-ionized ammonia ( $\text{NH}_3$ ) and the ammonium ion ( $\text{NH}_4^+$ ). They are both toxic, but the neutral, un-ionized ammonia species ( $\text{NH}_3$ ) is much more toxic, because it is able to diffuse across the epithelial membranes of aquatic organisms much more readily than the charged ammonium ion. The form of ammonia is primarily a function of pH, but it is also affected by temperature and other factors. Additional impacts can also occur as the oxidation of ammonia lowers the dissolved oxygen content of the water, further stressing aquatic organisms. Oxidation of ammonia to nitrate may lead to groundwater impacts in areas of recharge. There is groundwater recharge in these reaches. Ammonia also combines with chlorine (often both are present in POTW treated effluent

discharges) to form chloramines – persistent toxic compounds that extend the effects of ammonia and chlorine downstream.

(a) **San Gabriel River Ammonia**

The 1994 Basin Plan contained water quality objectives for ammonia to protect aquatic life, in Tables 3-1 through Tables 3-4. However, those ammonia objectives were revised on April 25, 2002, by the Regional Water Board, with the adoption of Resolution No. 2002-011, *Amendment to the Water Quality Control Plan for the Los Angeles Region to Update the Ammonia Objectives for Inland Surface Waters (including enclosed bays, estuaries and wetlands) with Beneficial Use designations for protection of Aquatic Life*. Resolution No. 2002-011 was approved by the State Water Board, OAL, and USEPA on April 30, 2003, June 5, 2003, and June 19, 2003, respectively, and is now in effect.

On December 1, 2005, the Regional Water Board adopted Resolution No. 2005-014, *An Amendment to the Water Quality Control Plan for the Los Angeles Region to Revise Early Life Stage Implementation Provision of the Freshwater Ammonia Objectives for Inland Surface Waters (including enclosed bays, estuaries and wetlands) for Protection of Aquatic Life*. This amendment contains ammonia objectives to protect Early Life Stages (ELS) of fish in inland surface water supporting aquatic life. This resolution was approved by the USEPA on April 5, 2007. This amendment revised the implementation provision included as part of the freshwater ammonia objectives relative to the protection of ELS of fish in inland surface waters.

On June 7, 2007, the Regional Water Board adopted Resolution No. 2007-005, *Amendments to the Water Quality Control Plan-Los Angeles Region-To Incorporate Site-Specific Objectives for Select Inland Surface Waters in the San Gabriel River, Los Angeles River and Santa Clara River Watersheds*. This amendment to the Basin Plan incorporates site-specific 30-day average objectives (30-day SSO) for ammonia along with corresponding site-specific early life stage implementation provisions for select waterbody reaches and tributaries in the Santa Clara, Los Angeles, and San Gabriel River watersheds. The State Water Board, OAL, and USEPA approved this Basin Plan amendment on January 15, 2008, May 12, 2008, and March 30, 2009, respectively. Resolution No. 2007-005 became effective on April 23, 2009.

The procedures for calculating the ammonia nitrogen effluent limitation based on Basin Plan amendment is discussed below:

(1) **Translation of Ammonia Nitrogen Objectives into Effluent Limitations Applicable to Discharge Point 001 – San Gabriel River**

Step 1 – Identify applicable water quality criteria.

From the Discharger's effluent, the following data are separated by time of year when ELS are present (from April 1 to September 30) and when ELS are absent (from October 1 to March 31) are summarized below:

**ELS Present:**

pH = 7.4 at 50<sup>th</sup> percentile and temperature = 26.7°C

pH = 7.53 at 90<sup>th</sup> percentile and temperature = 26.7°C

From Table 3-1 of the Basin Plan, using 90<sup>th</sup> percentile pH 7.53;

One-hour Average Objective for Waters not Designated COLD and/or MIGR = 19.01 mg/L

30-day Average Objective

The 30-day average ammonia SSO replaces Table 3-2 of the Basin Plan.

Substitute the 50<sup>th</sup> percentile pH = 7.4 and temperature = 26.7°C into the formula below.

The 30-day average SSO ELS present will be calculated using the formula stated in the Resolution No. 2007-005 for San Gabriel River, Reaches 2 and 3 (Confluence with San Jose Creek to Firestone Blvd.) (including all San Jose Creek WRP discharges):

ELS Present (from April 1-September 30)

$$CCC = \left( \frac{0.0676}{1 + 10^{7.688 - pH}} + \frac{2.912}{1 + 10^{pH - 7.688}} \right) * 0.89 * \text{MIN}(2.85, 2.37 * 10^{0.028 * (25 - T)})$$

Where T = temperature expressed in °C.

Substituting the values of pH and temperature in the above formula, the 30-day Average SSO ELS Present = 3.68 mg/L

From Basin Plan amendment Resolution No. 2002-011;

4-day Average Objective = 2.5 times the 30-Day Ave. Obj.

4-day Average Objective = 2.5 x 3.68 = 9.21 mg/L

**ELS Absent:**

pH = 7.34 at 50<sup>th</sup> percentile and temperature = 23.3°C

pH = 7.42 at 90<sup>th</sup> percentile and temperature = 23.3°C

From Table 3-1 of the Basin Plan, using 90<sup>th</sup> percentile pH 7.42;

One-hour Average Objective for Waters not Designated COLD and/or MIGR = 22.34 mg/L

30-day Average Objective

The 30-day average ammonia SSO replaces Table 3-2 of the Basin Plan.

Substitute the 50<sup>th</sup> percentile pH = 7.34 and temperature = 23.3°C in the formula below.

The 30-day average SSO ELS absent will be calculated using the formula stated in the Resolution No. 2007-005 for San Gabriel River, Reaches 2 and 3 (Confluence with San Jose Creek to Firestone Blvd.) (including all San Jose Creek WRP discharges):



ELS Absent (from October 1-March 31)

$$CCC = \left( \frac{0.0676}{1 + 10^{7.688 - pH}} + \frac{2.912}{1 + 10^{pH - 7.688}} \right) * 0.89 * 2.37 * 10^{0.028 * (25 - \text{Max}(T, 7))}$$

Substituting the values of pH and temperature in the above formula,  
the 30-day Average SSO ELS absent = 4.77 mg/L

From Basin Plan amendment Resolution No. 2002-011;

4-day Average Objective = 2.5 times the 30-Day Ave. Obj.

4-day Average Objective = 2.5 x 4.77 = 11.92 mg/L

Step 2 – For each water quality objective, calculate the effluent concentration allowance (ECA) using the steady-state mass balance model. Since mixing has not been allowed by the Regional Water Board, this equation applies:

$$ECA = WQO$$

Step 3 – Determine the Long-Term Average discharge condition (LTA) by multiplying each ECA with a factor (multiplier) that adjust for variability. By using Table 3-6, calculated CV (i.e., standard deviation/mean for ammonia), the following are the ECA.

ECA multiplier when CV = 0.6 (ELS Present)

One-hour Average = 0.321

Four-day Average = 0.527

30-day Average = 0.780

Using the LTA equations:

**ELS Present:**

$$LTA_{1\text{-hour}/99} = ECA_{1\text{-hour}} \times ECA \text{ multiplier}_{1\text{-hour}99}$$

$$= 19.01 \times 0.321 = 6.10 \text{ mg/L}$$

$$LTA_{4\text{-day}/99} \text{ ELS Present} = ECA_{4\text{-day}} \times ECA \text{ multiplier}_{4\text{-day}99}$$

$$= 9.21 \times 0.527 = 4.85 \text{ mg/L}$$

$$LTA_{30\text{-day}/99} \text{ ELS Present} = ECA_{30\text{-day}} \times ECA \text{ multiplier}_{30\text{-day}99}$$

$$= 3.68 \times 0.780 = 2.87 \text{ mg/L}$$

ECA multiplier when CV = 0.6 (ELS Absent)

One-hour Average = 0.321

Four-day Average = 0.527

30-day Average = 0.780

**ELS Absent:**

$$LTA_{1\text{-hour}/99} = ECA_{1\text{-hour}} \times ECA \text{ multiplier}_{1\text{-hour}99}$$

$$= 22.34 \times 0.321 = 7.17 \text{ mg/L}$$

$$LTA_{4\text{-day}/99} \text{ ELS Absent} = ECA_{4\text{-day}} \times ECA \text{ multiplier}_{4\text{-day}99}$$

$$= 11.92 \times 0.527 = 6.28 \text{ mg/L}$$

$$\begin{aligned} \text{LTA}_{30\text{-day}/99} \text{ ELS Absent} &= \text{ECA}_{30\text{-day}} \times \text{ECA multiplier}_{30\text{-day}/99} \\ &= 4.77 \times 0.780 = 3.72 \text{ mg/L} \end{aligned}$$

Step 4 – Select the (most limiting) of the LTAs derived in Step 3 ( $\text{LTA}_{\min}$ )

$$\text{ELS Present } \text{LTA}_{\min} = 2.87 \text{ mg/L}$$

$$\text{ELS Absent } \text{LTA}_{\min} = 3.72 \text{ mg/L}$$

Step 5 – Calculate water quality based effluent limitation MDEL and AMEL by multiplying  $\text{LTA}_{\min}$  as selected in Step 4, with a factor (multiplier) found in Table 3-7.

Monthly sampling frequency (n) is 30 times per month or less, and the minimum LTA is the  $\text{LTA}_{30\text{-day}/99}$ , therefore  $n = 30$ ,  $\text{CV} = 0.6$ .

$$\text{CV} = 0.6$$

$$\text{MDEL multiplier} = 3.11$$

$$\text{AMEL multiplier} = 1.19$$

**ELS Present:**

$$\text{MDEL} = \text{LTA}_{\min} \times \text{MDEL multiplier}_{99} = 2.87 \times 3.11 = 9.0 \text{ mg/L}$$

$$\text{AMEL} = \text{LTA}_{\min} \times \text{AMEL multiplier}_{95} = 2.87 \times 1.19 = 3.4 \text{ mg/L}$$

**ELS Absent:**

$$\text{CV} = 0.6$$

$$\text{MDEL multiplier} = 3.11$$

$$\text{AMEL multiplier} = 1.19$$

$$\text{MDEL} = \text{LTA}_{\min} \times \text{MDEL multiplier}_{99} = 3.72 \times 3.11 = 11.6 \text{ mg/L}$$

$$\text{AMEL} = \text{LTA}_{\min} \times \text{AMEL multiplier}_{95} = 3.72 \times 1.19 = 4.4 \text{ mg/L}$$

**Table F-6. Summary of Ammonia Effluent Limitations for Discharge Point 001**

Parameter	Units	Effluent Limitations				
		Average Monthly	Average Weekly	Maximum Daily	Instantaneous Minimum	Instantaneous Maximum
Ammonia Nitrogen (ELS Present)	mg/L	3.4	--	9.0		
	lbs/day <sup>4</sup>	425	--	1,126		
Ammonia Nitrogen (ELS Absent)	mg/L	4.4	--	11.6		
	lbs/day <sup>4</sup>	550	--	1,451		

**(b) Los Angeles River Ammonia**

On July 10, 2003, the Regional Water Board adopted Resolution No. 2003-009, *Amendment to the Basin Plan for the Los Angeles Region to Include a TMDL for Nitrogen Compounds and Related Effects in the Los Angeles River (Nitrogen Compounds TMDL)*. On November 19, 2003, the State Water Board approved the *Nitrogen Compounds TMDL*. However, on December 4, 2003, the Regional Water Board revised the Nitrogen

Compound TMDL by adopting Resolution No. 2003-016, *Revision of Interim Effluent Limits for Ammonia in the Amendment to the Water Quality Control Plan for the Los Angeles Region to Include a TMDL for Nitrogen Compounds and Related Effects in the Los Angeles River*. Resolution No. 2003-016 only revised the portion of the Nitrogen Compounds TMDL containing interim limits for total ammonia as nitrogen, for the Los Angeles-Glendale and Tillman WRPs. All other portions of the TMDL remained unchanged. The *Nitrogen Compounds TMDL* went into effect on March 23, 2004, when the Regional Water Board filed the Notice of Decision with the California Resources Agency.

On June 7, 2007, the Regional Water Board adopted Resolution No. 2007-005, *Amendments to the Water Quality Control Plan-Los Angeles Region-To Incorporate Site-Specific Objectives for Select Inland Surface Waters in the San Gabriel River, Los Angeles River and Santa Clara River Watersheds*. This amendment to the Basin Plan incorporates site-specific 30-day average objectives for ammonia along with corresponding site-specific early life stage implementation provisions for select waterbody reaches and tributaries in the Santa Clara, Los Angeles, and San Gabriel River watersheds. In accordance with Implementation Table, Task 8 of the LA River Nitrogen Compounds TMDL, "...If a site specific objective is adopted by the Regional Board, and approved by relevant approving agencies, this TMDL will need to be revised, readopted, and reapproved to reflect the revised water quality objectives."

On December 6, 2012, the Regional Water Board adopted Resolution No. R12-010, *Amendment to the Water Quality Control Plan for Plan for the Los Angeles Region to amend the Total Maximum Daily Load (TMDL) for Nitrogen Compounds and Related Effects in the Los Angeles River by incorporating site-specific ammonia objectives*. This amendment incorporated the approved site-specific 30-day average objectives for ammonia per Resolution No. 2007-005. On June 4, 2013, the State Water Board approved the resolution. On June 9, 2014, and August 7, 2014, respectively, OAL and USEPA approved Resolution R12-010, and it became effective on August 7, 2014.

Resolution No. R12-010 stated that:

"Regardless of the SSO and SSO-derived WLAs, for discharges regulated under this TMDL with concentrations below site-specific water quality objectives, effluent limitations shall ensure effluent concentrations do not exceed the level of water quality that can be reliably maintained by the facility's applicable treatment technologies existing at the time of permit issuance, reissuance, or modification unless anti-backsliding requirements in Clean Water Act section 402(o) and anti-degradation requirements are met. When developing effluent limitations in these circumstances, consideration shall include, but is not limited to, existing and projected facility flows for the permit term and the corresponding effect on the facility's capability to reduce ammonia concentrations and, where chlorine disinfection is used, the addition of ammonia during the treatment process to control the formation of trihalomethanes (THMs), if relied upon by the facility. It is not the intent for these performance based limits to have the effect of de-rating Water Reclamation Plants that are operating below their

permitted design capacities. Regional Water Board staff may consider recommendations from a Regional Water Board-led workgroup that will be charged with evaluating alternative methodologies for calculating effluent limitations for discharges with concentrations below site-specific water quality objectives. Permit compliance with anti-degradation and anti-backsliding requirements shall be documented in permit fact sheets.”

The procedures for calculating the ammonia nitrogen effluent limitation is discussed below:

(1) **Translation of Ammonia Nitrogen Objectives into Effluent Limitations Applicable to Discharge Points 002, 003, and 004 – Rio Hondo**

Step 1 – Identify applicable water quality criteria.

From the Discharger’s effluent, the following data are separated by time of year when ELS are present (from April 1 to September 30) and when ELS are absent (from October 1 to March 31) are summarized below:

**ELS Present:**

pH = 7.40 at 50<sup>th</sup> percentile and temperature = 26.7°C

pH = 7.53 at 90<sup>th</sup> percentile and temperature = 26.7°C

From Resolution No. R12-010, *Nitrogen Compounds TMDL*;

One-hour Average Objective for minor point sources (Los Angeles Tributaries) including Whittier Narrow WRP = 10.10 mg/L

30-day Average Objective

The 30-day average SSO ELS present will be calculated using the formula stated in the Resolution No. R12-010 for Rio Hondo (Upstream of Whittier Narrows Dam):

ELS Present (from April 1-September 30)

$$CCC = \left( \frac{0.0676}{1 + 10^{7.688 - \text{pH}}} + \frac{2.912}{1 + 10^{\text{pH} - 7.688}} \right) * 0.854 * \text{MIN}(2.85, 3.04 * 10^{0.028 * (25 - T)})$$

Where T = temperature expressed in °C.

Substituting the values of pH and temperature in the above formula, the 30-day Average SSO ELS Present = 4.53 mg/L

From Basin Plan amendment Resolution No. 2002-011;

4-day Average Objective = 2.5 times the 30-Day Ave. Obj.

4-day Average Objective = 2.5 x 4.53 = 11.34 mg/L

**ELS Absent:**

pH = 7.34 at 50<sup>th</sup> percentile and temperature = 23.3°C

pH = 7.42 at 90<sup>th</sup> percentile and temperature = 23.3°C

From Resolution No. R12-010, *Nitrogen Compounds TMDL*;

One-hour Average Objective for minor point sources (Los Angeles Tributaries) including Whittier Narrow WRP = 10.10 mg/L

30-day Average Objective

The 30-day average SSO ELS absent will be calculated using the formula stated in the Resolution No. R12-010 for Rio Hondo (Upstream of Whittier Narrows Dam):

ELS Absent (from October 1-March 31)

$$CCC = \left( \frac{0.0676}{1 + 10^{7.688 - \text{pH}}} + \frac{2.912}{1 + 10^{\text{pH} - 7.688}} \right) * 0.854 * 3.04 * 10^{0.028 * (25 - \text{Max}(T,7))}$$

Substituting the values of pH and temperature in the above formula, the 30-day Average SSO ELS absent = 5.87 mg/L

From Basin Plan amendment Resolution No. 2002-011;

4-day Average Objective = 2.5 times the 30-Day Ave. Obj.

4-day Average Objective = 2.5 x 5.87 = 14.68 mg/L

Step 2 – For each water quality objective, calculate the effluent concentration allowance (ECA) using the steady-state mass balance model. Since mixing has not been allowed by the Regional Water Board, this equation applies:

$$ECA = WQO$$

Step 3 – Determine the Long-Term Average discharge condition (LTA) by multiplying each ECA with a factor (multiplier) that adjust for variability. By using Table 3-6, calculated CV (i.e., standard deviation/mean for ammonia), the following are the ECA.

ECA multiplier when CV = 0.6 (ELS Present)

One-hour Average = 0.321

Four-day Average = 0.527

30-day Average = 0.780

Using the LTA equations:

**ELS Present:**

$$LTA_{1\text{-hour}/99} = ECA_{1\text{-hour}} \times ECA \text{ multiplier}_{1\text{-hour}99}$$

$$= 10.10 \times 0.321 = 3.243 \text{ mg/L}$$

$$LTA_{4\text{-day}/99} \text{ ELS Present} = ECA_{4\text{-day}} \times ECA \text{ multiplier}_{4\text{-day}99}$$

$$= 11.34 \times 0.527 = 5.979 \text{ mg/L}$$

$$LTA_{30\text{-day}/99} \text{ ELS Present} = ECA_{30\text{-day}} \times ECA \text{ multiplier}_{30\text{-day}99}$$

$$= 4.53 \times 0.780 = 3.538 \text{ mg/L}$$

ECA multiplier when CV = 0.6 (ELS Absent)

One-hour Average = 0.321

Four-day Average = 0.527

30-day Average = 0.780

**ELS Absent:**

$$\begin{aligned} LTA_{1\text{-hour}/99} &= ECA_{1\text{-hour}} \times ECA \text{ multiplier}_{1\text{-hour}/99} \\ &= 10.10 \times 0.321 = 3.243 \text{ mg/L} \end{aligned}$$

$$\begin{aligned} LTA_{4\text{-day}/99} \text{ ELS Absent} &= ECA_{4\text{-day}} \times ECA \text{ multiplier}_{4\text{-day}/99} \\ &= 14.68 \times 0.527 = 7.741 \text{ mg/L} \end{aligned}$$

$$\begin{aligned} LTA_{30\text{-day}/99} \text{ ELS Absent} &= ECA_{30\text{-day}} \times ECA \text{ multiplier}_{30\text{-day}/99} \\ &= 5.87 \times 0.780 = 4.581 \text{ mg/L} \end{aligned}$$

Step 4 – Select the (most limiting) of the LTAs derived in Step 3 ( $LTA_{\min}$ )

$$\text{ELS Present } LTA_{\min} = 3.243 \text{ mg/L}$$

$$\text{ELS Absent } LTA_{\min} = 3.243 \text{ mg/L}$$

Step 5 – Calculate water quality based effluent limitation MDEL and AMEL by multiplying  $LTA_{\min}$  as selected in Step 4, with a factor (multiplier) found in Table 3-7.

Monthly sampling frequency (n) is 30 times per month or less, and the minimum LTA is the  $LTA_{30\text{-day}/99}$ , therefore  $n = 30$ ,  $CV = 0.6$ .

$$CV = 0.6$$

$$\text{MDEL multiplier} = 3.11$$

$$\text{AMEL multiplier} = 1.19$$

**ELS Present:**

$$\text{MDEL} = LTA_{\min} \times \text{MDEL multiplier}_{99} = 3.243 \times 3.11 = 10.1 \text{ mg/L}$$

$$\text{AMEL} = LTA_{\min} \times \text{AMEL multiplier}_{95} = 3.243 \times 1.19 = 3.9 \text{ mg/L}$$

**ELS Absent:**

$$CV = 0.6$$

$$\text{MDEL multiplier} = 3.11$$

$$\text{AMEL multiplier} = 1.19$$

$$\text{MDEL} = LTA_{\min} \times \text{MDEL multiplier}_{99} = 3.243 \times 3.11 = 10.1 \text{ mg/L}$$

$$\text{AMEL} = LTA_{\min} \times \text{AMEL multiplier}_{95} = 3.243 \times 1.19 = 3.9 \text{ mg/L}$$

The effluent limitations for ELS Absent and ELS Present are identical because the most limiting criteria of the LTAs (i.e.,  $LTA_{\min}$ ) for both is the one-hour average objective. Since there is no variation in the calculated seasonal limits, the final effluent limitations for ammonia will apply all-year round.

**Table F-7. Summary of Ammonia Effluent Limitations for Discharge Points 002, 003, and 004**

Parameter	Units	Effluent Limitations				
		Average Monthly	Average Weekly	Maximum Daily	Instantaneous Minimum	Instantaneous Maximum
Ammonia Nitrogen	mg/L	3.9	--	10.1		
	lbs/day <sup>4</sup>	488	--	1,264		

(2) **Receiving Water Ammonia Limitation**

On March 2, 2011, the Regional Water Board approved the ammonia receiving water monitoring location based on the study conducted by the Permittee. The study concluded that the ammonia compliance monitoring shall be conducted 100 feet below the outfall. To ensure that downstream receiving waters are protected at all times, the Discharger shall monitor the ammonia concentrations at RSW-002, RSW-003, and RSW-005 as described in the MRP, 100 feet from the discharge outfall. The purpose of the monitoring location is to ensure that ammonia water quality objectives are met in the receiving water, even immediately downstream of the discharge when there has been little time for uptake or volatilization of ammonia in the receiving water. Concurrent sampling of ammonia, pH, and temperature will be required at this monitoring location. The Discharger shall compare the ammonia results to Basin Plan ammonia water quality objectives, based on the real-time pH and temperature data collected at the time of ammonia sampling.

xi. **Coliform**

Total and fecal coliform bacteria are used to indicate the likelihood of pathogenic bacteria in surface waters. Given the nature of the facility, a wastewater treatment plant, pathogens are likely to be present in the effluent in cases where the disinfection process is not operating adequately. As such, the permit contains the following:

i. **Effluent Limitations:**

- The 7 day median number of coliform organisms at some point in the treatment process must not exceed a Most Probable Number (MPN) or Colony Forming Unit (CFU) of 2.2 per 100 milliliters,
- The number of coliform organisms must not exceed an MPN or CFU of 23 per 100 milliliters in more than one sample within any 30-day period, and
- No sample shall exceed an MPN or CFU of 240 total coliform bacteria per 100 milliliters.

These disinfection-based effluent limitations for coliform are for human health protection and are consistent with requirements established by the California Department of Public Health. These limits for coliform must be met at the point of the treatment train immediately following disinfection, as a measure of the effectiveness of the disinfection process.

ii. **Receiving Water Limitation**

- Geometric Mean Limits

- \* E.coli density shall not exceed 126/100 mL.
- Single Sample Limits
  - \* E.coli density shall not exceed 235/100 mL.

These receiving water limitations are based on Resolution No. R10-005, *Amendment to the Water Quality Control Plan for the Los Angeles Region to Update the Bacteria Objectives for Freshwaters Designated for Water Contact Recreation by Removing the Fecal Coliform Objective*, adopted by the Regional Water Board on July 8, 2010, and became effective on December 5, 2011.

xii. **Temperature**

USEPA document, *Quality Criteria for Water 1986* [EPA 440/5-86-001, May 1, 1986], also referred to as the *Gold Book*, discusses temperature and its effects on beneficial uses, such as recreation and aquatic life.

- The Federal Water Pollution Control Administration in 1967 called temperature “a catalyst, a depressant, an activator, a restrictor, a stimulator, a controller, a killer, and one of the most important water quality characteristics to life in water.” The suitability of water for total body immersion is greatly affected by temperature. Depending on the amount of activity by the swimmer, comfortable temperatures range from 20°C to 30°C (68 °F to 86 °F).
- Temperature also affects the self-purification phenomenon in water bodies and therefore the aesthetic and sanitary qualities that exist. Increased temperatures accelerate the biodegradation of organic material both in the overlying water and in bottom deposits which makes increased demands on the dissolved oxygen resources of a given system. The typical situation is exacerbated by the fact that oxygen becomes less soluble as water temperature increases. Thus, greater demands are exerted on an increasingly scarce resource which may lead to total oxygen depletion and obnoxious septic conditions. Increased temperature may increase the odor of water because of the increased volatility of odor-causing compounds. Odor problems associated with plankton may also be aggravated.
- Temperature changes in water bodies can alter the existing aquatic community. Coutant (1972) has reviewed the effects of temperature on aquatic life reproduction and development. Reproductive elements are noted as perhaps the most thermally restricted of all life phases assuming other factors are at or near optimum levels. Natural short-term temperature fluctuations appear to cause reduced reproduction of fish and invertebrates.

The Basin Plan lists temperature requirements for the receiving waters. Based on the requirements of the Basin Plan and a white paper developed by Regional Water Board staff entitled *Temperature and Dissolved Oxygen Impacts on Biota in Tidal Estuaries and Enclosed Bays in the Los Angeles Region*, a maximum effluent temperature limitation of 86°F is included in the Order. The white paper evaluated the optimum temperatures for steelhead, topmelt, ghost shrimp, brown rock crab, jackknife clam, and blue mussel. The new temperature effluent limitation is reflective of new information available that indicates that the 100°F temperature which was formerly used in permits was not protective of aquatic organisms. A survey was completed for several



kinds of fish and the 86°F temperature was found to be protective. It is impracticable to use a 7-day average or a 30-day average limitation for temperature, because it is not as protective as of beneficial uses as a daily maximum limitation is. A daily maximum limit is necessary to protect aquatic life and is consistent with the fishable/swimmable goals of the CWA.

Section IV.C.b. of the Order contains the following effluent limitation for temperature:

“The temperature of wastes discharged shall not exceed 86°F except as a result of external ambient temperature.”

The above effluent limitation for temperature has been quoted in all recent NPDES permits adopted by this Regional Water Board. Section V.A.1. of the Order explains how compliance with the receiving water temperature limitation will be determined.

xiii. **Turbidity**

Turbidity is an expression of the optical property that causes light to be scattered in water due to particulate matter such as clay, silt, organic matter, and microscopic organisms. Turbidity can result in a variety of water quality impairments. The effluent limitation for turbidity which reads, “For the protection of the water contact recreation beneficial use, the discharge to water courses shall have received adequate treatment, so that the turbidity of the wastewater does not exceed: (a) a daily average of 2 Nephelometric turbidity units (NTU); (b) 5 NTU more than 5 percent of the time (72 minutes) during any 24 hour period; and (c) 10 NTU at any time” is based on the Basin Plan (page 3-17) and section 60301.320 of Title 22, Chapter 3, “Filtered Wastewater” of the CCR.

xiv. **Radioactivity**

Radioactive substances are generally present in natural waters in extremely low concentrations. Mining or industrial activities increase the amount of radioactive substances in waters to levels that are harmful to aquatic life, wildlife, or humans. The existing effluent limitation for radioactivity which reads, “Radioactivity of the wastes discharged shall not exceed the limits specified in Title 22, Chapter 15, Article 5, Section 64443, of the California Code of Regulations, or subsequent revisions,” is based on the Basin Plan incorporation of Title 22, *Drinking Water Standards*, by reference, to protect the surface water MUN beneficial use. However, the Regional Water Board has new information about the appropriate designated uses for the water body, and based on the current designated uses, a limit for Radioactivity is unnecessary and inappropriate unless discharge is to a reach used for groundwater recharge, where Title 22-based limits apply. Therefore, the accompanying Order will contain and retain the limit for radioactivity to protect the GWR beneficial use.

c. **CTR and SIP**

The CTR and the SIP specify numeric objectives for toxic substances and the procedures whereby these objectives are to be implemented. The procedures include those used to conduct reasonable potential analysis (RPA) to determine the need for effluent limitations for priority pollutants. The TSD specifies the procedures to conduct reasonable potential analyses for non-priority pollutants.

### 3. Determining the Need for WQBELs

The Regional Water Board developed WQBELs for ammonia-nitrogen, nitrite-nitrogen, nitrate-nitrogen, nitrite plus nitrite as nitrogen, cadmium, copper, lead, and zinc, based upon Total Maximum Daily Loads (TMDLs). The TMDLs explicitly assign WLAs to the Whittier Narrows WRP. The Regional Water Board developed water quality-based effluent limitations for these pollutants in compliance with 40CFR section 122.44(d)(1)(vii).

In accordance with Section 1.3 of the SIP, the Regional Water Board conducted a reasonable potential analysis for each priority pollutant with an applicable criterion or objective to determine if a WQBEL is required in the permit. The Regional Water Board analyzed effluent data to determine if a pollutant in a discharge has a reasonable potential to cause or contribute to an excursion above a state water quality standard. For all parameters that demonstrate reasonable potential, numeric WQBELs are required. The RPA considers water quality criteria from the CTR and NTR, and when applicable, water quality objectives specified in the Basin Plan. To conduct the RPA, the Regional Water Board staff identified the maximum effluent concentration (MEC) and maximum background concentration in the receiving water for each constituent, based on data provided by the Permittee. The monitoring data cover the period from January 2008 to August 2013.

Section 1.3 of the SIP provides the procedures for determining reasonable potential to exceed applicable water quality criteria and objectives. The SIP specifies three triggers to complete a RPA:

Trigger 1 – If the MEC is greater than or equal to the CTR water quality criteria or applicable objective (C), a limitation is needed.

Trigger 2 – If background water quality (B) > C and the pollutant is detected in the effluent, a limitation is needed.

Trigger 3 – If other related information such as CWA 303(d) listing for a pollutant, discharge type, compliance history, then best professional judgment is used to determine that a limit is needed.

Sufficient effluent and ambient data are needed to conduct a complete RPA. If data are not sufficient, the Permittee will be required to gather the appropriate data for the Regional Water Board to conduct the RPA. Upon review of the data, and if the Regional Water Board determines that WQBELs are needed to protect the beneficial uses, the permit will be reopened for appropriate modification.

The RPA was performed for the priority pollutants regulated in the CTR for which data are available. Based on the RPA, pollutants that demonstrate reasonable potential are cadmium, copper, lead, and zinc, because TMDLs are adopted for these constituents. Mercury, 2,3,7,8-TCDD (dioxin), benzo(k)fluoranthene, dibenzo(a,h)anthracene, and indeno(1,2,3-cd)pyrene also show reasonable potential because receiving water concentration B is greater than the criteria and detected at the effluent. The following Table summarizes results from RPA.

**Table F-8. Summary of Reasonable Potential Analysis**

CTR No.	Constituent	Applicable Water Quality Criteria (C) µg/L	Max Effluent Conc. (MEC) µg/L	Maximum Detected Receiving Water Conc. (B) µg/L	RPA Result - Need Limitation ?	Reason
1	Antimony	4300	0.93	3.9	No	C>B, C>MEC
2	Arsenic	150	1.5	4.9	No	C>B, C>MEC
3	Beryllium	Narrative	ND	0.02	No	C>B, C>MEC
4	Cadmium	6.2	1.4	0.2	Yes	TMDL WLA
5a	Chromium III	549.5	4.6	3.7	No	C>B, C>MEC
5b	Chromium VI	11	1.7	2.2	No	C>B, C>MEC
6	Copper	16.8	7.3	20.4	Yes	Tier 2, B>C, and detected at the effluent.
7	Lead	6.5	1.5	5.8	Yes	TMDL WLA
8	Mercury	0.051	0.0066	0.15	Yes	Tier 2, B>C, and detected at the effluent.
9	Nickel	93	17.2	4.6	No	C>B, C>MEC
10	Selenium	5	0.7	0.2	No	C>B, C>MEC
11	Silver	11	0.1	0.2	No	C>B, C>MEC
12	Thallium	6.3	ND	ND	No	C>B, C>MEC
13	Zinc	159	133	41	Yes	TMDL WLA
14	Cyanide	5.2	2	2.2	No	C>B, C>MEC
15	Asbestos	7x10 <sup>6</sup> fibers/L	No sample	No sample	No	N/A
16	2,3,7,8-TCDD (Dioxin)	1.4x10 <sup>-08</sup>	0.000015	ND	Yes	Tier 1, MEC>C
17	Acrolein	780	ND	ND	No	C>B, C>MEC
18	Acrylonitrile	0.66	ND	ND	No	C>B, C>MEC
19	Benzene	71	ND	ND	No	C>B, C>MEC
20	Bromoform	360	0.8	0.2	No	C>B, C>MEC
21	Carbon Tetrachloride	4.4	ND	ND	No	C>B, C>MEC
22	Chlorobenzene	21,000	ND	ND	No	C>B, C>MEC
23	Dibromochloromethane	34	6.3	1.0	No	C>B, C>MEC
24	Chloroethane	No criteria	ND	ND	No	No criteria
25	2-chloroethyl vinyl ether	No criteria	ND	ND	No	No criteria
26	Chloroform	No criteria	--	--	No	No criteria
27	Dichlorobromomethane	46	16.5	3.4	No	C>B, C>MEC
28	1,1-dichloroethane	No criteria	ND	ND	No	No criteria
29	1,2-dichloroethane	99	ND	ND	No	C>B, C>MEC
30	1,1-dichloroethylene	3.2	ND	ND	No	C>B, C>MEC
31	1,2-dichloropropane	39	ND	ND	No	C>B, C>MEC
32	1,3-dichloropropylene	1,700	ND	ND	No	C>B, C>MEC
33	Ethylbenzene	29,000	ND	ND	No	C>B, C>MEC
34	Methyl bromide	4,000	0.5	ND	No	C>B, C>MEC

CTR No.	Constituent	Applicable Water Quality Criteria (C) µg/L	Max Effluent Conc. (MEC) µg/L	Maximum Detected Receiving Water Conc. (B) µg/L	RPA Result - Need Limitation ?	Reason
35	Methyl chloride	No criteria	29	ND	No	No criteria
36	Methylene chloride	1,600	12	0.8	No	C>B, C>MEC
37	1,1,2,2-tetrachloroethane	11	ND	ND	No	C>B, C>MEC
38	Tetrachloroethylene	8.85	ND	ND	No	C>B, C>MEC
39	Toluene	200,000	0.3	1.0	No	C>B, C>MEC
40	Trans 1,2-Dichloroethylene	140,000	ND	ND	No	C>B, C>MEC
41	1,1,1-Trichloroethane	No criteria	ND	ND	No	C>B, C>MEC
42	1,1,2-Trichloroethane	42	ND	ND	No	C>B, C>MEC
43	Trichloroethylene	81	ND	ND	No	C>B, C>MEC
44	Vinyl Chloride	525	ND	ND	No	C>B, C>MEC
45	2-chlorophenol	400	ND	ND	No	C>B, C>MEC
46	2,4-dichlorophenol	790	ND	ND	No	C>B, C>MEC
47	2,4-dimethylphenol	2,300	ND	ND	No	C>B, C>MEC
48	4,6-dinitro-o-cresol(aka 2-methyl-4,6-Dinitrophenol)	765	ND	ND	No	C>B, C>MEC
49	2,4-dinitrophenol	14,000	ND	ND	No	C>B, C>MEC
50	2-nitrophenol	No criteria	ND	ND	No	No criteria
51	4-nitrophenol	No criteria	ND	ND	No	No criteria
52	3-Methyl-4-Chlorophenol (aka P-chloro-m-cresol)	No criteria	ND	ND	No	No criteria
53	Pentachlorophenol	8.2	ND	ND	No	C>B, C>MEC
54	Phenol	4,600,000	ND	1.7	No	C>B, C>MEC
55	2,4,6-trichlorophenol	6.5	1.2	0.58	No	C>B, C>MEC
56	Acenaphthene	2,700	ND	ND	No	C>B, C>MEC
57	Acenaphthylene	No criteria	ND	ND	No	No criteria
58	Anthracene	110,000	ND	ND	No	C>B, C>MEC
59	Benzidine	0.00054	ND	ND	No	C>B, C>MEC
60	Benzo(a)Anthracene	0.049	ND	ND	No	C>B, C>MEC
61	Benzo(a)Pyrene	0.049	ND	0.1	No	B>C, but ND at the effluent.
62	Benzo(b)Fluoranthene	0.049	ND	0.031	No	C>B, C>MEC
63	Benzo(ghi)Perylene	No criteria	ND	ND	No	No criteria
64	Benzo(k)Fluoranthene	0.049	0.008	0.21	Yes	Tier 2, B>C and detected at the effluent.
65	Bis(2-Chloroethoxy)methane	No criteria	ND	ND	No	No criteria
66	Bis(2-Chloroethyl)Ether	1.4	ND	ND	No	C>B, C>MEC

CTR No.	Constituent	Applicable Water Quality Criteria (C) µg/L	Max Effluent Conc. (MEC) µg/L	Maximum Detected Receiving Water Conc. (B) µg/L	RPA Result - Need Limitation ?	Reason
67	Bis(2-Chloroisopropyl) Ether	170,000	ND	ND	No	C>B, C>MEC
68	Bis(2-Ethylhexyl)Phthalate	4	2.9	0.8	No	C>B, C>MEC
69	4-Bromophenyl Phenyl Ether	No criteria	ND	ND	No	No criteria
70	Butylbenzyl Phthalate	5,200	ND	ND	No	C>B, C>MEC
71	2-Chloronaphthalene	4,300	ND	ND	No	C>B, C>MEC
72	4-Chlorophenyl Phenyl Ether	No criteria	ND	ND	No	No criteria
73	Chrysene	0.049	<0.02	0.2	No	B>C but ND at the effluent.
74	Dibenzo(a,h) Anthracene	0.049	0.014	0.54	Yes	Tier 2, B>C and detected at the effluent.
75	1,2-Dichlorobenzene	17,000	ND	ND	No	C>B, C>MEC
76	1,3-Dichlorobenzene	2,600	ND	ND	No	C>B, C>MEC
77	1,4-Dichlorobenzene	2,600	0.12	ND	No	C>B, C>MEC
78	3-3'-Dichlorobenzidine	0.077	ND	ND	No	C>B, C>MEC
79	Diethyl Phthalate	120,000	0.25	ND	No	C>B, C>MEC
80	Dimethyl Phthalate	2,900,000	ND	ND	No	C>B, C>MEC
81	Di-n-Butyl Phthalate	12,000	ND	ND	No	C>B, C>MEC
82	2-4-Dinitrotoluene	9.1	ND	ND	No	C>B, C>MEC
83	2-6-Dinitrotoluene	No criteria	ND	ND	No	No criteria
84	Di-n-Octyl Phthalate	No criteria	ND	ND	No	No criteria
85	1,2-Diphenylhydrazine	0.54	ND	ND	No	C>B, C>MEC
86	Fluoranthene	370	ND	ND	No	C>B, C>MEC
87	Fluorene	14,000	ND	ND	No	C>B, C>MEC
88	Hexachlorobenzene	50	ND	ND	No	C>B, C>MEC
89	Hexachlorobutadiene	50	ND	ND	No	C>B, C>MEC
90	Hexachlorocyclopentadiene	17,000	ND	ND	No	C>B, C>MEC
91	Hexachloroethane	8.9	ND	ND	No	C>B, C>MEC
92	Indeno(1,2,3-cd)Pyrene	0.049	0.016	0.16	Yes	B>C, Tier 2
93	Isophorone	600	ND	ND	No	C>B, C>MEC
94	Naphthalene	No criteria	ND	ND	No	No criteria
95	Nitrobenzene	1,900	ND	ND	No	C>B, C>MEC
96	N-Nitrosodimethylamine	8.1	1.7	ND	No	C>B, C>MEC
97	N-Nitrosodi-n-Propylamine	1.4	ND	ND	No	C>B, C>MEC

CTR No.	Constituent	Applicable Water Quality Criteria (C) µg/L	Max Effluent Conc. (MEC) µg/L	Maximum Detected Receiving Water Conc. (B) µg/L	RPA Result - Need Limitation ?	Reason
98	N-Nitrosodiphenylamine	16	ND	ND	No	C>B, C>MEC
99	Phenanthrene	No criteria	ND	ND	No	No criteria
100	Pyrene	11,000	ND	ND	No	C>B, C>MEC
101	1,2,4-Trichlorobenzene	No criteria	ND	ND	No	No criteria
102	Aldrin	0.00014	ND	ND	No	C>B, C>MEC
103	Alpha-BHC	0.013	ND	ND	No	C>B, C>MEC
104	Beta-BHC	0.046	ND	ND	No	C>B, C>MEC
105	Gamma-BHC (aka Lindane)	0.063	0.007	ND	No	C>B, C>MEC
106	delta-BHC	No criteria	ND	ND	No	No criteria
107	Chlordane	0.00059	ND	ND	No	C>B, C>MEC
108	4,4'-DDT	0.00059	ND	ND	No	C>B, C>MEC
109	4,4'-DDE	0.00059	ND	ND	No	C>B, C>MEC
110	4,4'-DDD	0.00084	ND	ND	No	C>B, C>MEC
111	Dieldrin	0.00014	ND	ND	No	C>B, C>MEC
112	Alpha-Endosulfan	0.056	ND	ND	No	C>B, C>MEC
113	Beta-Endosulfan	0.056	ND	ND	No	C>B, C>MEC
114	Endosulfan Sulfate	240	ND	ND	No	C>B, C>MEC
115	Endrin	0.036	ND	ND	No	C>B, C>MEC
116	Endrin Aldehyde	0.81	ND	ND	No	C>B, C>MEC
117	Heptachlor	0.00021	ND	ND	No	C>B, C>MEC
118	Heptachlor Epoxide	0.00011	ND	ND	No	C>B, C>MEC
119	PCB 1016	0.00017	ND	ND	No	C>B, C>MEC
120	PCB 1221	0.00017	ND	ND	No	C>B, C>MEC
121	PCB 1232	0.00017	ND	ND	No	C>B, C>MEC
122	PCB 1242	0.00017	ND	ND	No	C>B, C>MEC
123	PCB 1248	0.00017	ND	ND	No	C>B, C>MEC
124	PCB 1254	0.00017	ND	ND	No	C>B, C>MEC
125	PCB 1260	0.00017	ND	ND	No	C>B, C>MEC
126	Toxaphene	0.0002	ND	ND	No	C>B, C>MEC

#### 4. **WQBEL Calculations**

- a. **Calculation Options.** Once RPA has been conducted using either the TSD or the SIP methodologies, WQBELs are calculated. Alternative procedures for calculating WQBELs include:

- i. Use WLA from applicable TMDL
- ii. Use a steady-state model to derive MDELs and AMELs.
- iii. Where sufficient data exist, use a dynamic model which has been approved by the State Water Board.

- b. **San Gabriel River Metals TMDL.** Section 7 - Implementation Recommendations of the EPA-established metals TMDLs for San Gabriel River and Impaired Tributaries describes the implementation procedures and regulatory mechanisms that could be used to provide reasonable assurances that water quality standards will be met. For POTWs NPDES permits, USEPA suggest that permit writers could translate waste load allocations (WLAs) into effluent limits by applying the SIP procedures or other applicable engineering practices authorized under federal regulations.

According to Table 2-9, Summary of dry-weather and wet-weather impairments, San Gabriel River Reach 2 has only wet-weather impairment for lead. There is reasonable potential for lead because a TMDL WLA has been developed (Tier 3) for Reach 2. Therefore, an effluent limitation has been prescribed for lead. In this permit, the metals criteria for lead were calculated using the TMDL hardness of 175 mg/L. The effluent limit calculation is consistent with the San Gabriel River Metals TMDL implementation procedure. The final effluent limitations for lead shall apply to wet-weather conditions only. Wet-weather is defined as the condition in the San Gabriel River when maximum daily flow at the United States Geological Survey gauging station 11087020 is equal to or greater than 260 cubic feet per second. The San Gabriel River Metals TMDL on page 17 indicated that the USGS gauge station located just above Whittier Narrows Dam (station 11085000) is the best indicator of wet-weather flow conditions. However, USGS station 11085000 is actually located below Santa Fe Dam in Baldwin Park. The USGS flow gauging station above Whittier Narrows Dam in Reach 3 is 11087020. Therefore, for flow monitoring purposes, and for the determination of wet-weather flow condition, USGS station 11087020 will be used.

Allocations will be developed for upstream reaches and tributaries to meet TMDLs in downstream reaches. Discharge to upstream reaches (San Gabriel River Reach 2) can cause or contribute to exceedances of water quality standards and contribute to copper impairment downstream (San Gabriel River Estuary). However, no dry-weather copper allocations are required for San Gabriel Reach 2 because it does not drain to the Estuary during dry-weather.

However, the facility's copper data showed reasonable potential to exceed the water quality criteria (Tier 2). Therefore, an effluent limitation for copper is required. Final effluent limitations for copper were derived by applying the effluent limitation calculation procedures in Section 1.4 of the SIP. These effluent limitations shall apply all-year round.

- c. **Los Angeles River Metals TMDL Calculation Procedure.** The Los Angeles River Metals TMDL as discussed in section III.E.7.b. of this Fact Sheet, became effective on November 3, 2011.

Discharge Points 002 and 004 discharges into Rio Hondo, tributary to the Los Angeles River. These discharge points both drain into the Rio Hondo Reach 2 as described by the *LA River Metals TMDL*. Wet-weather allocations apply to all reaches and tributaries of the Los Angeles River. During wet weather, the concentration-based waste load allocations are assigned to the Whittier Narrows WRP, which has low infrequent flows. It is estimated that less than 1% of the flow from Whittier Narrows WRP leaves the spreading grounds and enter the Rio Hondo. The *LA River Metals TMDL* has a wet-weather waste load allocation for cadmium, copper, lead, and zinc (3.1 µg/L, 17 µg/L, 62 µg/L, and 159 µg/L, respectively).

Dry-weather waste load allocation is not assigned to Rio Hondo Reach 2 (Whittier Narrows WRP) because little or no flow from this reach enters Rio Hondo Reach 1. Therefore, dry-weather waste allocations will not be applied to the Whittier Narrows WRP.

However, permit writers may translate applicable waste load allocations into effluent limits by applying the effluent limitation procedures in Section 1.4 of the SIP or other applicable engineering practices authorized under federal regulations. Reasonable Potential Analysis (RPA) showed exceedances of water quality objective in the receiving water and the pollutant was detected in the effluent (Tier 2) for copper. Therefore, a water quality-based effluent limitation derived using CTR/SIP has been prescribed for copper. In this permit, the metals criteria for copper were calculated using the TMDL hardness of 80 mg/L. The final effluent limitations for copper shall apply all-year round.

Cadmium, lead, and zinc did not exceed the metals water quality criteria. However, Tier 3 was triggered because these constituents have established WLAs described in *LA River Metals TMDL*, therefore these metals have reasonable potential. Consistent with the SIP Procedures and TMDL WLAs, effluent limitations for these metals have been prescribed. The final effluent limitations for cadmium, lead, and zinc shall apply to wet-weather conditions only. Wet-weather is defined as the condition in the Los Angeles River when maximum daily flow at the Los Angeles River Wardlow gauging station is equal to or greater than 500 cubic feet per second.

- d. **SIP Calculation Procedure.** Section 1.4 of the SIP requires the step-by-step procedure to “adjust” or convert CTR numeric criteria into AMELs and MDELs, for toxics.

Step 3 of Section 1.4 of the SIP (page 8) lists the statistical equations that adjust CTR criteria for effluent variability.

Step 5 of Section 1.4 of the SIP (page 10) lists the statistical equations that adjust CTR criteria for averaging periods and exceedance frequencies of the criteria/objectives. This section also reads, “For this method only, maximum daily effluent limitations shall be used for POTWs in place of average weekly limitations.

Sample calculation for Mercury:

**Step 1: Identify applicable water quality criteria.**

From California Toxics Rule (CTR), we can obtain the Criterion Maximum Concentration (CMC) and the Criterion Continuous Concentration (CCC).

Freshwater Aquatic Life Criteria:

CMC = NA µg/L (CTR page 31712, column B1) and

CCC = NA µg/L (CTR page 31712, column B1); and



Human Health Criteria for Organisms only = 0.051 µg/L (CTR page 31712, column D2).

**Step 2:** Calculate effluent concentration allowance (ECA)

ECA = Criteria in CTR, since no dilution is allowed.

**Step 3:** Determine long-term average (LTA) discharge condition

i. Calculate CV:

CV = Standard Deviation/Mean  
= 0.5

Find the ECA Multipliers from SIP Table 1 (page 7), or by calculating them using equations on SIP page 6. When CV = 0.5, then:

ECA Multiplier acute = 0.367

ECA Multiplier chronic = 0.576

LTA acute = ECA acute x ECA Multiplier acute  
= (NA) µg/L x 0.367 = NA µg/L

LTA chronic = ECA chronic x ECA Multiplier chronic  
= (NA) µg/L x 0.576 = NA µg/L

**Step 4:** Select the lowest LTA

In this case, the lowest LTA is not applicable.

**Step 5:** Calculate the Average Monthly Effluent Limitation (AMEL) & Maximum Daily Effluent Limitation (MDEL) for AQUATIC LIFE

- i. Find the multipliers. You need to know CV and n (frequency of sample collection per month). If effluent samples are collected 4 times a month or less, then n = 4. CV was determined to be 0.5 in a previous step.

AMEL Multiplier = 1.464

MDEL Multiplier = 2.726

ii. AMEL aquatic life = lowest LTA (from Step 4) x AMEL Multiplier  
= (NA) µg/L x 1.464 = NA µg/L

iii. MDEL aquatic life = lowest LTA (from Step 4) x MDEL Multiplier  
= (NA) µg/L x 2.726 = NA µg/L

**Step 6:** Find the Average Monthly Effluent Limitation (AMEL) & Maximum Daily Effluent Limitation (MDEL) for HUMAN HEALTH

- i. Find factors. Given CV = 0.5 and n = 4.

For AMEL human health limit, there is no factor.

The MDEL/AMEL human health factor = 1.86

ii. AMEL human health = ECA = 0.051 µg/L

iii. MDEL human health = ECA x MDEL/AMEL factor  
= 0.051 µg/L x 1.86 = 0.095 µg/L

**Step 7:** Compare the AMELs for Aquatic life and Human health and select the lowest. Compare the MDELs for Aquatic life and Human health and select the lowest

- i. Lowest AMEL = 0.051 µg/L (Based on human health protection)
- ii. Lowest MDEL = 0.095 µg/L (Based on human health protection)

**e. Impracticability Analysis**

Federal NPDES regulations contained in 40 CFR part 122.45 continuous Permittees, states that all permit limitations, standards, and prohibitions, including those to achieve water quality standards, shall unless impracticable be stated as maximum daily and average monthly discharge limitations for all Permittees other than POTWs.

As stated by USEPA in its long standing guidance for developing WQBELs average alone limitations are not practical for limiting acute, chronic, and human health toxic effects.

For example, a POTW sampling for a toxicant to evaluate compliance with a 7-day average limitation could fully comply with this average limit, but still be discharging toxic effluent on one, two, three, or up to four of these seven days and not be meeting 1-hour average acute criteria or 4-day average chronic criteria. For these reason, USEPA recommends daily maximum and 30-day average limits for regulating toxics in all NPDES discharges. For the purposes of protecting the acute effects of discharges containing toxicants (CTR human health for the ingestion of fish), daily maximum limitations have been established in this NPDES permit for mercury because it is considered to be a carcinogen, endocrine disruptor, and is bioaccumulative.

A 7-day average alone would not protect one, two, three, or four days of discharging pollutants in excess of the acute and chronic criteria. Fish exposed to these endocrine disrupting chemicals will be passed on to the human consumer. Endocrine disruptors alter hormonal functions by several means. These substances can:

- i. mimic or partly mimic the sex steroid hormones estrogens and androgens (the male sex hormone) by binding to hormone receptors or influencing cell signaling pathways.
  - ii. block, prevent and alter hormonal binding to hormone receptors or influencing cell signaling pathways.
  - iii. alter production and breakdown of natural hormones.
  - iv. modify the making and function of hormone receptors.
- f. **Mass-based limits.** 40 CFR part 122.45(f)(1) requires that except under certain conditions, all permit limits, standards, or prohibitions be expressed in terms of mass units. 40 CFR part 122.45(f)(2) allows the permit writer, at its discretion, to express limits in additional units (e.g., concentration units). The regulations mandate that, where limits are expressed in more than one unit, the permittee must comply with both.

Generally, mass-based limits ensure that proper treatment, and not dilution, is employed to comply with the final effluent concentration limits. Concentration-based effluent limits, on the other hand, discourage the reduction in treatment efficiency during low-flow periods and require proper operation of the treatment units at all

times. In the absence of concentration-based effluent limits, a permittee would be able to increase its effluent concentration (i.e., reduce its level of treatment) during low-flow periods and still meet its mass-based limits. To account for this, this permit includes mass and concentration limits for some constituents.

**Table F-9. Summary of WQBELs for Discharge Point 001 (San Gabriel River)**

Parameter	Units	Effluent Limitations				
		Average Monthly	Average Weekly	Maximum Daily	Instantaneous Minimum	Instantaneous Maximum
Copper	µg/L	16.8	--	21.7		
	lbs/day <sup>4</sup>	2.1	--	2.7		
Lead (wet-weather) <sup>5</sup>	µg/L	--	--	166		
	lbs/day <sup>4</sup>	--	--	21		
2,3,7,8-TCDD (Dioxin)	µg/L	1.4E-08	--	2.8E-08		
	lbs/day <sup>4</sup>	1.8E-09	--	3.5E-09		
Benzo(k)Fluoranthene	µg/L	0.049	--	0.098		
	lbs/day <sup>4</sup>	0.006	--	0.012		
Dibenzo(a,h)Anthracene	µg/L	0.049	--	0.098		
	lbs/day <sup>4</sup>	0.006	--	0.012		
Indeno(1,2,3-cd)Pyrene	µg/L	0.049	--	0.098		
	lbs/day <sup>4</sup>	0.006	--	0.012		
Ammonia Nitrogen (ELS Present, April 1 – September 30)	µg/L	3.4	--	9.0		
	lbs/day <sup>4</sup>	425	--	1,126		
Ammonia Nitrogen (ELS Absent, October 1 – March 31)	µg/L	4.4	--	11.6		
	lbs/day <sup>4</sup>	550	--	1,451		
Chronic Toxicity <sup>6</sup>	Pass or Fail, % Effect (TST)	Pass <sup>7</sup>	--	Pass or % Effect < 50		

<sup>5</sup> Wet-weather effluent limitations apply when the maximum daily flow measured at the San Gabriel River, United States Geological Survey gauging station 11087020 is equal to or greater than 260 cubic feet per second.

<sup>6</sup> The median monthly effluent limitation (MMEL) shall be reported as "Pass" or "Fail". The maximum daily effluent limitation (MDEL) shall be reported "Pass" or "Fail" and "% Effect". The MMEL for chronic toxicity shall only apply when there is a discharge more than one day in a calendar month period. During such calendar months, up to three independent toxicity tests are required when one toxicity test results in "Fail".

<sup>7</sup> This is a Median Monthly Effluent Limitation.

**Table F-10. Summary of WQBELs for Discharge Points 002, 003, and 004 (Rio Hondo)**

Parameter	Units	Effluent Limitations				
		Average Monthly	Average Weekly	Maximum Daily	Instantaneous Minimum	Instantaneous Maximum
Cadmium (wet-weather) <sup>8</sup>	µg/L	1.1	--	3.5		
	lbs/day <sup>4</sup>	0.14	--	0.44		
Copper	µg/L	13	--	16.8		
	lbs/day <sup>4</sup>	1.6	--	2.1		
Lead (wet-weather) <sup>8</sup>	µg/L	--	--	62		
	lbs/day <sup>4</sup>	--	--	7.8		
Mercury	µg/L	0.051	--	0.095		
	lbs/day <sup>4</sup>	0.0064	--	0.012		
Zinc (wet-weather) <sup>8</sup>	µg/L	114	--	159		
	lbs/day <sup>4</sup>	14.3	--	20		
2,3,7,8-TCDD (Dioxin)	µg/L	1.4E-08	--	2.8E-08		
	lbs/day <sup>4</sup>	1.8E-09	--	3.5E-09		
Benzo(k)Fluoranthene	µg/L	0.049	--	0.098		
	lbs/day <sup>4</sup>	0.006	--	0.012		
Dibenzo(a,h)Anthracene	µg/L	0.049	--	0.098		
	lbs/day <sup>4</sup>	0.006	--	0.012		
Indeno(1,2,3-cd)Pyrene	µg/L	0.049	--	0.098		
	lbs/day <sup>4</sup>	0.006	--	0.012		
Ammonia Nitrogen	µg/L	3.9	--	10.1		
	lbs/day <sup>4</sup>	488	--	1,264		
Chronic Toxicity <sup>6</sup>	Pass or Fail, % Effect (TST)	Pass <sup>7</sup>	--	Pass or % Effect < 50		

**5. Whole Effluent Toxicity (WET)**

Whole effluent toxicity (WET) testing protects the receiving water quality from the aggregate toxic effect of a mixture of pollutants in the effluent. An acute toxicity test is conducted over a short time period and measures mortality. A chronic toxicity test is conducted over a longer period of time and may measure mortality, reproduction, and growth. Chronic toxicity is a more stringent requirement than acute toxicity. A chemical

<sup>8</sup> Wet-weather effluent limitations apply when the maximum daily flow measured at the Los Angeles River Wardlow gauging station is equal to or greater than 500 cubic feet per second.

at a low concentration can have chronic effects but no acute effects until it gets to the higher level.

Because of the nature of industrial discharges into the POTW sewershed, it is possible that other toxic constituents could be present in the Whittier Narrows WRP effluent, or could have synergistic or additive effects. No exceedances of the 1.0 TUc monthly median accelerated testing trigger were observed in the final effluent from January 1, 2009 to January 31, 2014. However, an exceedance of the 1.0 TUc in a single test was observed in November 2012, January 2013, and January 2014 chronic toxicity samples. All acute toxicity testing results from the same period did not exceed any acute toxicity requirements. These data are presented in Table F-11 and Table F-12, respectively. Regional Water Board staff determined that, pursuant to the SIP, reasonable potential exists for chronic toxicity. As such, the permit contains effluent limitations for chronic toxicity.

The 2009 permit contained final effluent limitations for acute toxicity and chronic toxicity. But the 2014 permit only contains final effluent limitations for chronic toxicity, expressed as a monthly median and a daily maximum, since chronic toxicity is a more stringent requirement than acute toxicity. Removal of the numeric acute toxicity effluent limitation from the 2009 permit does not constitute backsliding because of this.

For this permit, chronic toxicity in the discharge is evaluated using a monthly median effluent limitation and a maximum daily effluent limitation that utilize USEPA's 2010 Test of Significant Toxicity (TST) hypothesis testing approach. The chronic toxicity effluent limitation is expressed as "Pass" or "Fail" for the median monthly summary results and "Pass" or "Fail" and "Percent Effect" for each individual chronic toxicity result.

In January 2010, USEPA published a guidance document titled, "EPA Regions 8, 9 and 10 Toxicity Training Tool," which among other things discusses permit limit expression for chronic toxicity. The document acknowledges that NPDES regulations at 40 CFR 122.45(d) require that all permit limits be expressed, unless impracticable, as both a Maximum Daily Limitation (MDL) and an Average Monthly Limitation (AML) for all dischargers other than POTWs, and as an average weekly limit (AWL) and AML for POTWs. Following section 5.2.3 of the Technical Support Document (TSD), the use of an AWL is not appropriate for WET. In lieu of an AWL for POTWs, USEPA recommends establishing an MDL for toxic pollutants and pollutants in water quality permitting, including WET. This is appropriate for two reasons. The basis for the average weekly requirement for POTWs derives from secondary treatment regulations and is not related to the requirement to assure achievement of WQS. Moreover, an average weekly requirement comprising up to seven daily samples could average out daily peak toxic concentrations for WET and therefore, the discharge's potential for causing acute and chronic effects would be missed. It is impracticable to use an AWL, because short-term spikes of toxicity levels that would be permissible under the 7-day average scheme would not be adequately protective of all beneficial uses. The MDL is the highest allowable value for the discharge measured during a calendar day or 24-hour period representing a calendar day. The AML is the highest allowable value for the average of daily discharges obtained over a calendar month. For WET, this is the average of individual WET test results for that calendar month. However, in cases where a chronic mixing zone is not authorized, USEPA Regions 9 and 10 continue to recommend that the AML for chronic WET should be expressed as a median monthly limit (MML).

Later in June 2010, USEPA published another guidance document titled, Test of Significant Toxicity Implementation Document (EPA 833-R-10-003, June 2010), in which they recommend the following: "Permitting authorities should consider adding the TST

approach to their implementation procedures for analyzing valid WET data for their current NPDES WET Program.” The TST approach is another statistical option for analyzing valid WET test data. Use of the TST approach does not result in any changes to USEPA’s WET test methods. Section 9.4.1.2 of USEPA’s *Short-term Methods for Estimating the Chronic Toxicity of Effluents and Receiving Waters to Freshwater Organisms* (EPA/821/R-02/013, 2002), recognizes that, “the statistical methods in this manual are not the only possible methods of statistical analysis.” The TST approach can be applied to acute (survival) and chronic (sublethal) endpoints and is appropriate to use for both freshwater and marine EPA WET test methods.

The effluent limitations for chronic toxicity were established because effluent data showed that there is reasonable potential for the pollutants to be present in the discharge at levels that would cause or contribute to a violation of water quality standard. The chronic and acute toxicity data is presented in Table F-11 and F-12 of this Fact Sheet.

In the past, the State Water Board reviewed the circumstances warranting a numeric chronic toxicity effluent limitation when there is reasonable potential with respect to SWRCB/OCC Files A-1496 & A-1496(a) [Los Coyotes/Long Beach Petitions]. On September 16, 2003, at a public hearing, the State Water Board adopted Order No. 2003-0012 (Los Coyotes Order) deferring the issue of numeric chronic toxicity effluent limitations until a subsequent Phase of the SIP is adopted. In the meantime, the State Water Board replaced the numeric chronic toxicity limit with a narrative effluent limitation and a 1.0 TUc trigger, in the Long Beach and Los Coyotes WRP NPDES permits. The Whittier Narrows WRP 2009 permit contained a narrative chronic toxicity limitation consistent with the direction received by the State Water Board.

However, many facts have changed since the State Water Board adopted the Los Coyotes Order in 2003. USEPA published two new guidance documents with respect to chronic toxicity testing; the Los Angeles Regional Water Board adopted NPDES permits for industrial facilities incorporating TST-based limits for chronic toxicity and has adopted numeric chronic toxicity limits for industrial facilities and POTWs with TMDL WLAs of 1.0 TUc; and the Santa Ana Regional Water Board adopted an NPDES permit for a POTW incorporating TST-based limits for chronic toxicity. In addition to these factual developments, the State Water Board has not adopted a revised policy that addresses chronic toxicity effluent limitations in NPDES permits for inland discharges, as anticipated by the Los Coyotes Order. Because the Los Coyotes Order explicitly “declined to make a determination ... regarding the propriety of the final numeric effluent limitations for chronic toxicity...,” (Los Coyotes Order, p. 9) and because of the differing facts before the Regional Water Board in 2014 as compared to the facts that were the basis for the Los Coyotes Order in 2003, the Regional Water Board concludes that the Los Coyotes Order does not require inclusion of narrative rather than numeric effluent limitations for chronic toxicity. Further, the Regional Water Board finds that numeric effluent limitations for chronic toxicity are necessary, feasible, and appropriate.

On July 7, 2014, the Chief Deputy of the Water Quality Division announced that the State Water Board would be releasing a revised version of the Chronic Toxicity Plan for public comment within a few weeks. Regional Water Board staff await its release. Because effluent data exhibited reasonable potential to cause or contribute to an exceedance of the water quality objective, the Whittier Narrows WRP 2014 permit contains numeric chronic toxicity effluent limitations. Compliance with the chronic toxicity requirement contained in the 2014 Order shall be determined in accordance to sections VII.I and J of the WDR.

Never the less, this Order contains a reopener to allow the Regional Water Board to modify the permit, if necessary, to make it consistent with any new policy, law, or regulation.

**Table F-11. Summary of Chronic Toxicity Data**

Test Date	Test Species	Endpoint	NOEC	TUc	Monthly Median TUc	EC/IC25	%Effect in 100% Sample	
11/02/12	<i>Ceriodaphnia dubia</i>	Survival	100%	1.0	1.0	>100%	0%	
		Reproduction	<12.5%	>8.0		11.2%	39.9%	
11/13/12	<i>Ceriodaphnia dubia</i>	Survival	100%	1.0		>100%	-11.1%	
		Reproduction	100%	1.0		>100%	-33.7%	
11/14/12	<i>Ceriodaphnia dubia</i>	Survival	100%	1.0		>100%	0%	
		Reproduction	100%	1.0		>100%	-7.9%	
01/08/13	<i>Ceriodaphnia dubia</i>	Survival	100%	1.0		1.0	>100%	0%
		Reproduction	25%	4.0			61.4%	28.0%
01/17/13	<i>Ceriodaphnia dubia</i>	Survival	100%	1.0			>100%	0%
		Reproduction	100%	1.0			>100%	1.5%
01/22/13	<i>Ceriodaphnia dubia</i>	Survival	100%	1.0	>100%		0%	
		Reproduction	100%	1.0	>100%		-0.5%	
01/07/14	<i>Ceriodaphnia dubia</i>	Survival	100%	1.0	1.0	>100%	10.0%	
		Reproduction	<12.5%	>8.0		8.4%	35.8%	
01/18/14	<i>Ceriodaphnia dubia</i>	Survival	100%	1.0		>100%	0%	
		Reproduction	100%	1.0		>100%	-9.1%	
01/23/14	<i>Ceriodaphnia dubia</i>	Survival	100%	1.0		>100%	0%	
		Reproduction	100%	1.0		>100%	0%	

**Table F-12. Summary of Acute Toxicity Data**

Endpoint	Test Date	% Survival in 100% (Std. Dev.)	Three Test Average - % Survival in 100% (Range)	LC50 (95% CI)
Survival	02/03/09	100% (N/A)	98.3% (95.0 to 100%)	>100% (NA)
Survival	05/12/09	100% (N/A)	98.3% (95.0 to 100%)	>100% (NA)
All toxicity test results through 2013 passed the acute toxicity test.				

**D. Final Effluent Limitation Considerations**

**1. Anti-Backsliding Requirements**

Sections 402(o) and 303(d)(4) of the CWA and federal regulations at 40 CFR part 122.44(l) prohibit backsliding in NPDES permits. These anti-backsliding provisions

require effluent limitations in a reissued permit to be as stringent as those in the previous permit, with some exceptions where limitations may be relaxed. The effluent limitations in this Order are as stringent as those in the prior permit, Order No. R4-2009-0077, with the exception of the limitations for lead, mercury, and ammonia nitrogen applicable to the San Gabriel River discharges, and the limitations for lead, zinc, and ammonia nitrogen applicable to the Rio Hondo discharges.

The effluent limitations for mercury that were included in the prior order are not included in this Order because the discharge did not show reasonable potential to cause or contribute to an exceedance of the applicable water quality criteria for mercury in the receiving water, based on the most recent monitoring data. Section 402(o)(2) of the Clean Water Act provides statutory exceptions to the general prohibition of backsliding contained in CWA section 402(o)(1). One of these exception allows backsliding if "information is available which was not available at the time of permit issuance (other than revised regulations, guidance, or test methods) and which would have justified the application of a less stringent effluent limitation at the time of permit issuance." The reasonable potential analysis based on the updated monitoring data justifies removal of the effluent limitation for mercury. The removal of effluent limitations for mercury is consistent with the anti-backsliding requirements of the CWA and federal regulations. In addition, section 303(d)(4)(B) of the Clean Water Act allows relaxation of effluent limitations where the quality of the receiving water equals or exceeds the levels necessary to protect the designated uses of the water or otherwise required by applicable water quality standards, if the revision is subject to and consistent with the state's antidegradation policy. San Gabriel River and Rio Hondo are not impaired for mercury. As described below, relaxation or removal of effluent limitations for these pollutants is consistent with the state and federal antidegradation policies. Therefore, the exception to the prohibition on relaxation of effluent limitations found in section 303(d)(4)(B) allows the removal of these effluent limitations.

The effluent limitations for ammonia nitrogen have been relaxed based on revisions to the Los Angeles River Nitrogen Compounds TMDL that were adopted by the Regional Water Board on March 4, 2013. Section 303(d)(4)(A) of the Clean Water Act allows revision of an effluent limitation based on a total maximum daily load or other waste load allocation if the cumulative effect of all such revised effluent limitations based on such total maximum daily load or waste load allocation will assure the attainment of the water quality standard. The revised effluent limitations for ammonia nitrogen will assure the attainment of water quality standards in Rio Hondo/Los Angeles River.

The effluent limitations for lead and zinc have been relaxed based on the San Gabriel River watershed metals TMDLs adopted by the USEPA on March 26, 2007, and the Los Angeles River Metals TMDLs adopted by the Regional Water Board on July 28, 2011. Section 303(d)(4)(A) of the Clean Water Act allows revision of an effluent limitation based on a total maximum daily load or other waste load allocation if the cumulative effect of all such revised effluent limitations based on such total maximum daily load or waste load allocation will assure the attainment of the water quality standard. The revised effluent limitations for lead and zinc will assure the attainment of water quality standards in San Gabriel River and Rio Hondo/Los Angeles River.

## **2. Antidegradation Policies**

40 CFR part 131.12 requires that state water quality standards include an antidegradation policy consistent with the federal antidegradation policy. On October 28, 1968, the State Water Board established California's antidegradation policy when it adopted Resolution No. 68-16, *Statement of Policy with Respect to Maintaining the*



*Quality of the Waters of the State.* Resolution No. 68-16 requires that existing water quality be maintained unless degradation is justified based on specific findings. The State Water Board has, in State Water Board Order No. 86-17 and an October 7, 1987 guidance memorandum, interpreted Resolution No. 68-16 to be fully consistent with the federal antidegradation policy contained in 40 CFR part 131.12. Similarly, CWA section 303(d)(4)(B) and 40 CFR part 131.12 require that all permitting actions be consistent with the federal antidegradation policy. Together, the state and federal antidegradation policies are designed to ensure that a water body will not be degraded resulting from the permitted discharge. The Regional Water Board's Basin Plan implements, and incorporates by reference, both the state and federal antidegradation policies.

Discharges permitted in this Order are consistent with the antidegradation provisions of 40 CFR part 131.12 and State Water Board Resolution No. 68-16 because the discharge will not degrade any existing high quality water. Effluent limitations for mercury (San Gabriel River discharges) are not included in this Order because monitoring data demonstrated that there is no reasonable potential for the discharge to cause or contribute to an exceedance of the water quality standard for mercury. The other effluent limitations that were relaxed are for pollutants for which the receiving water is impaired. These revised effluent limitations are consistent with applicable TMDLs and will assure attainment of the water quality standard in the receiving water. No changes to the plant's treatment facilities or processes are planned that would impact the concentrations of these constituents in the discharged effluent. Monitoring for these constituents in the effluent and receiving waters continue to be required under this Order. The Regional Water Board may modify the terms of this Order to prevent degradation of high quality waters based on any change in the concentration of these constituents in the effluent or receiving water that indicates that a degradation of high quality waters may occur. The treatment required by this Order is the best practicable treatment or control of the discharge necessary to assure that a pollution or nuisance will not occur and that the highest water quality consistent with maximum benefit to the people of the State will be maintained.

### **3. Stringency of Requirements for Individual Pollutants**

This Order contains both TBELs and WQBELs for individual pollutants. The technology-based effluent limitations consist of restrictions on BOD, TSS, pH, and percent removal of BOD and TSS. Restrictions on BOD, TSS and pH are discussed in section IV.B. of the Fact Sheet. This Order's technology-based pollutant restrictions implement the minimum, applicable federal technology-based requirements. In addition, this Order contains effluent limitations more stringent than the minimum, federal technology-based requirements that are necessary to meet water quality standards.

Water quality-based effluent limitations have been scientifically derived to implement WQOs that protect beneficial uses. Both the beneficial uses and the WQOs have been approved pursuant to federal law and are the applicable federal water quality standards. To the extent that toxic pollutant WQBELs were derived from the CTR, the CTR is the applicable standard pursuant to 40 CFR part 131.38. The scientific procedures for calculating the individual water quality-based effluent limitations for priority pollutants are based on the CTR-SIP, which was approved by USEPA on May 18, 2000. All beneficial uses and WQOs contained in the Basin Plan were approved under state law and submitted to and approved by USEPA prior to May 30, 2000. Any WQOs and beneficial uses submitted to USEPA prior to May 30, 2000, but not approved by USEPA before that date, are nonetheless "applicable water quality standards for purposes of the CWA" pursuant to 40 CFR part 131.21(c)(1). Collectively, this Order's restrictions on individual

pollutants are no more stringent than required to implement the requirements of the CWA and the applicable water quality standards for purposes of the CWA.

**Table F-13. Summary of Final Effluent Limitations for Discharge Point 001 (San Gabriel River)**

Parameter	Units	Effluent Limitations					Basis
		Average Monthly	Average Weekly	Maximum Daily	Instantaneous Minimum	Instantaneous Maximum	
BOD <sub>5</sub> 20°C	mg/L	20	30	45			Tertiary treatment technology
	lbs/day <sup>4</sup>	2,500	3,800	5,600			
TSS	mg/L	15	40	45			Tertiary treatment technology
	lbs/day <sup>4</sup>	1,900	5,000	5,600			
pH	standard units	--	--	--	6.5	8.5	Basin Plan
Removal Efficiency for BOD and TSS	%	85	--	--			40 CFR part 133
Oil and Grease	mg/L	10	--	15			Basin Plan narrative and BPJ
	lbs/day <sup>4</sup>	1,300	--	1,900			
Settleable Solids	ml/L	0.1	--	0.3			Basin Plan narrative and BPJ
Total Residual Chlorine	mg/L	--	--	0.1			Basin Plan
	lbs/day <sup>4</sup>	--	--	13			
Total Dissolved Solids	mg/L	750	--	--			Basin Plan
	lbs/day <sup>4</sup>	94,000	--	--			
Sulfate	mg/L	300	--	--			Basin Plan
	lbs/day <sup>4</sup>	38,000	--	--			
Chloride	mg/L	180	--	--			Basin Plan
	lbs/day <sup>4</sup>	23,000	--	--			
Boron	mg/L	1	--	--			Basin Plan
	lbs/day <sup>4</sup>	130	--	--			
MBAS	mg/L	0.5	--	--			Basin Plan
	lbs/day <sup>4</sup>	63	--	--			
Ammonia Nitrogen (ELS Present, April 1 – September 30)	mg/L	3.4	--	9.0			Basin Plan
	lbs/day <sup>4</sup>	425	--	1,126			
Ammonia Nitrogen (ELS Absent, October 1 – March 31)	mg/L	4.4	--	11.6			Basin Plan
	lbs/day <sup>4</sup>	550	--	1,451			
Nitrate + Nitrite (as N)	mg/L	8	--	--			Basin Plan
	lbs/day <sup>4</sup>	1,000	--	--			
Nitrate (as N)	mg/L	8	--	--			Basin Plan
	lbs/day <sup>4</sup>	1,000	--	--			

Parameter	Units	Effluent Limitations					Basis
		Average Monthly	Average Weekly	Maximum Daily	Instantaneous Minimum	Instantaneous Maximum	
Nitrite (as N)	mg/L	1.0	--	--			Basin Plan
	lbs/day <sup>4</sup>	130	--	--			
Copper	µg/L	16.8	--	21.7			SIP/CTR
	lbs/day <sup>4</sup>	2.1	--	2.7			
Lead (wet-weather) <sup>5</sup>	µg/L	--	--	166			TMDL
	lbs/day <sup>4</sup>	--	--	21			
2,3,7,8-TCDD (Dioxin)	µg/L	1.4E-08	--	2.8E-08			SIP/CTR
	lbs/day <sup>4</sup>	1.8E-09	--	3.5E-09			
Benzo(k)Fluoranthene	µg/L	0.049	--	0.098			SIP/CTR
	lbs/day <sup>4</sup>	0.006	--	0.012			
Dibenzo(a,h)Anthracene	µg/L	0.049	--	0.098			SIP/CTR
	lbs/day <sup>4</sup>	0.006	--	0.012			
Indeno(1,2,3-cd)Pyrene	µg/L	0.049	--	0.098			SIP/CTR
	lbs/day <sup>4</sup>	0.006	--	0.012			
Chronic Toxicity <sup>6</sup>	Pass or Fail, % Effect (TST)	Pass <sup>7</sup>	--	Pass or % Effect < 50			TST & USEPA Guidance

**Table F-14. Summary of Final Effluent Limitations for Discharge Points 002, 003, and 004 (Rio Hondo)**

Parameter	Units	Effluent Limitations					Basis
		Average Monthly	Average Weekly	Maximum Daily	Instantaneous Minimum	Instantaneous Maximum	
BOD <sub>5</sub> 20°C	mg/L	20	30	45			Tertiary treatment technology
	lbs/day <sup>4</sup>	2,500	3,800	5,600			
TSS	mg/L	15	40	45			Tertiary treatment technology
	lbs/day <sup>4</sup>	1,900	5,000	5,600			
pH	standard units	--	--	--	6.5	8.5	Basin Plan
Removal Efficiency for BOD and TSS	%	85	--	--			40 CFR part 133
Oil and Grease	mg/L	10	--	15			Basin Plan narrative and BPJ
	lbs/day <sup>4</sup>	1,300	--	1,900			
Settleable Solids	ml/L	0.1	--	0.3			Basin Plan narrative and BPJ
Total Residual Chlorine	mg/L	--	--	0.1			Basin Plan
	lbs/day <sup>4</sup>	--	--	13			
Total Dissolved Solids	mg/L	750	--	--			Basin Plan

Parameter	Units	Effluent Limitations					Basis
		Average Monthly	Average Weekly	Maximum Daily	Instantaneous Minimum	Instantaneous Maximum	
Sulfate	lbs/day <sup>4</sup>	94,000	--	--			Basin Plan
	mg/L	300	--	--			
	lbs/day <sup>4</sup>	38,000	--	--			
Chloride	mg/L	180	--	--			Basin Plan
	lbs/day <sup>4</sup>	23,000		--			
MBAS	mg/L	0.5	--	--			Basin Plan
	lbs/day <sup>4</sup>	63	--	--			
Ammonia Nitrogen	mg/L	3.9	--	10.1			TMDL
	lbs/day <sup>4</sup>	488	--	1,264			
Nitrate + Nitrite (as N)	mg/L	8	--	--			TMDL
	lbs/day <sup>4</sup>	1,000	--	--			
Nitrate (as N)	mg/L	8	--	--			TMDL
	lbs/day <sup>4</sup>	1,000	--	--			
Nitrite (as N)	mg/L	1.0	--	--			TMDL
	lbs/day <sup>4</sup>	130	--	--			
Cadmium (wet-weather) <sup>8</sup>	µg/L	1.1	--	3.5			TMDL
	lbs/day <sup>4</sup>	0.14	--	0.44			
Copper	µg/L	13	--	16.8			SIP/CTR/ TMDL
	lbs/day <sup>4</sup>	1.6	--	2.1			
Lead (wet-weather) <sup>8</sup>	µg/L	--	--	62			TMDL
	lbs/day <sup>4</sup>	--	--	7.8			
Mercury	µg/L	0.051	--	0.095			SIP/CTR
	lbs/day <sup>4</sup>	0.0064	--	0.012			
Zinc (wet-weather) <sup>8</sup>	µg/L	114	--	159			TMDL
	lbs/day <sup>4</sup>	14.3	--	20			
2,3,7,8-TCDD (Dioxin)	µg/L	1.4E-08	--	2.8E-08			SIP/CTR
	lbs/day <sup>4</sup>	1.8E-09	--	3.5E-09			
Benzo(k)Fluoranthene	µg/L	0.049	--	0.098			SIP/CTR
	lbs/day <sup>4</sup>	0.006	--	0.012			
Dibenzo(a,h)Anthracene	µg/L	0.049	--	0.098			SIP/CTR
	lbs/day <sup>4</sup>	0.006	--	0.012			
Indeno(1,2,3-cd)Pyrene	µg/L	0.049	--	0.098			SIP/CTR
	lbs/day <sup>4</sup>	0.006	--	0.012			
Chronic Toxicity <sup>6</sup>	Pass or Fail, % Effect (TST)	Pass <sup>7</sup>	--	Pass or % Effect < 50			TST & USEPA Guidance

**E. Interim Effluent Limitations**

No interim limits are included in this Order.

**F. Land Discharge Specifications – Not Applicable**

**G. Recycling Specifications**

The Discharger currently recycles nearly all of the treated effluent and plans to continue doing so. The production, distribution, and reuse of recycled water for direct, non-potable applications are presently regulated under Water Reclamation Requirements (WRR) Order No. 88-107, adopted by this Board on October 24, 1988. Pursuant to California Water Code section 13523, these WRRs were reviewed in 1997 and were readopted without change in Board Order No. 97-072, adopted on May 12, 1997. Under this Board Order, approximately 1% (23.12 million gallons per year) of the treated effluent recycled water is used for irrigation of ornamental plants in a nursery.

Almost all of the remaining recycled water (2,798.7 million gallons per year) is used for groundwater recharge at the Los Angeles County Department of Public Works' San Gabriel River Spreading Grounds and the Rio Hondo Spreading Grounds, under a separate permit (Regional Water Board Order No. 91-100, adopted September 9, 1991). This order was amended on April 10, 2014, by Order No. R4-2009-0048-A-01. JOS is promoting additional reuse options for the treated effluent.

**V. RATIONALE FOR RECEIVING WATER LIMITATIONS**

**A. Surface Water**

Receiving water limitations are based on WQOs contained in the Basin Plan and are a required part of this Order.

**B. Groundwater**

Limitations in this Order must protect not only surface receiving water beneficial uses, but also, the beneficial uses of underlying groundwater where there is a recharge beneficial use of the surface water. Sections of the San Gabriel River, near Whittier Narrows WRP discharge points, are designated as GWR beneficial use. Surface water from the San Gabriel River percolates into the Main San Gabriel Valley and the Central Los Angeles Coastal Plain Groundwater Basins. Since groundwater from these Basins is used to provide drinking water to the community, the groundwater aquifers must be protected.

However, results of reasonable potential analysis for priority pollutants and non-priority pollutants indicate that there is no reasonable potential to exceed the groundwater criteria. Therefore, effluent limitations for these constituents are not warranted. The Discharger is pursuing a Groundwater Attenuation Study to demonstrate that all beneficial uses of groundwater are being protected.

**VI. RATIONALE FOR PROVISIONS**

**A. Standard Provisions**

Standard Provisions, which apply to all NPDES permits in accordance with 40 CFR part 122.41, and additional conditions applicable to specified categories of permits in accordance with 40 CFR part 122.42, are provided in Attachment D. The Permittee must comply with all standard provisions and with those additional conditions that are applicable under section 122.42.

Parts 122.41(a)(1) and (b) through (n) of 40 CFR establish conditions that apply to all state-issued NPDES permits. These conditions must be incorporated into the permits either

expressly or by reference. If incorporated by reference, a specific citation to the regulations must be included in the Order. Part 123.25(a)(12) of 40 CFR allows the state to omit or modify conditions to impose more stringent requirements. In accordance with 40 CFR part 123.25, this Order omits federal conditions that address enforcement authority specified in 40 CFR part 122.41(j)(5) and (k)(2) because the enforcement authority under the CWC is more stringent. In lieu of these conditions, this Order incorporates by reference CWC section 13387(e).

## B. Special Provisions

### 1. Reopener Provisions

- a. This provision is based on 40 CFR part 123. The Regional Water Board may reopen the permit to modify permit conditions and requirements. Causes for modifications include the promulgation of new regulations, modification in sludge use or disposal practices, or adoption of new regulations by the State Water Board or Regional Water Board, including revisions to the Basin Plan.

### 2. Special Studies and Additional Monitoring Requirements

- a. **Constituent of Emerging Concern (CEC).** In recent years, the Los Angeles Regional Water Board has incorporated monitoring of a select group of man-made chemicals, particularly pesticides, pharmaceuticals and personal care products, known collectively as CECs, into permits issued to POTWs to better understand the propensity, persistence and effects of CECs in our environment. Recently adopted permits in this region contain requirements for CEC effluent monitoring and submittal of a work plan identifying the CECs to be monitored in the effluent, sample type, sampling frequency and sampling methodology. Based on feedback we have received from permittees and our review of the results of a recent CEC-related study by the Southern California Coastal Water Research Project (SCCWRP) and the State Water Board, we have modified our CEC monitoring program to respond to feedback while proceeding to fill identified data gaps without overly burdening any one permittee.

The Permittee has completed annual CEC monitoring for two years. The Regional Water Board has determined that two years is an appropriate time period to determine those CECs that are present in POTW effluent. Analysis under this section is for monitoring purposes only. Analytical results obtained for this study will not be used for compliance determination purposes, since the methods have not been incorporated into 40 CFR part 136.

- b. **Antidegradation Analysis and Engineering Report for Proposed Plant Expansion.** This provision is based on the State Water Board Resolution No. 68-16, which requires the Regional Water Board in regulating the discharge of waste to maintain high quality waters of the state. Prior to expanding the plant capacity, the Permittee must demonstrate that it has implemented adequate controls (e.g., adequate treatment capacity) to ensure that high quality waters will be maintained. This provision requires the Permittee to clarify that it has increased plant capacity through the addition of new treatment system(s) to obtain alternative effluent limitations for the discharge from the treatment system(s). This provision requires the Permittee to report specific time schedules for the plants projects. This provision requires the Permittee to submit report to the Regional Water Board for approval.
- c. **Operations Plan for Proposed Expansion.** This provision is based on section 13385(j)(1)(D) of the CWC and allows a time period not to exceed 90 days in which

the Permittee may adjust and test the treatment system(s). Prior to start-up of an expansion project, this provision requires the Permittee to submit an Operations Plan describing the actions the Permittee will take during the period of adjusting and testing to prevent violations.

- d. **Treatment Plant Capacity.** The treatment plant capacity study required by section VI.C.2.c of this Order shall serve as an indicator for the Regional Water Board regarding Facility's increasing hydraulic capacity and growth in the service area.
3. **Best Management Practices and Pollution Prevention**
    - a. **Pollutant Minimization Program (PMP).** This provision is based on the requirements of section 2.4.5 of the SIP.
  4. **Construction, Operation, and Maintenance Specifications**
    - a. This provision is based on the requirements of 40 CFR part 122.41(e) and the previous Order.
  5. **Special Provisions for Municipal Facilities (POTWs Only)**
    - a. **Biosolids Requirements.** To implement CWA section 405(d), on February 19, 1993, USEPA promulgated 40 CFR part 503 to regulate the use and disposal of municipal sewage sludge. This regulation was amended on September 3, 1999. The regulation requires that producers of sewage sludge meet certain reporting, handling, and disposal requirements. It is the responsibility of the Permittee to comply with said regulations that are enforceable by USEPA, because California has not been delegated the authority to implement this program. The Permittee is also responsible for compliance with WDRs and NPDES permits for the generation, transport and application of biosolids issued by the State Water Board, other Regional Water Boards, Arizona Department of Environmental Quality or USEPA, to whose jurisdiction the Facility's biosolids will be transported and applied.
    - b. **Pretreatment Requirements.** This permit contains pretreatment requirements consistent with applicable effluent limitations, national standards of performance, and toxic and performance effluent standards established pursuant to sections 208(b), 301, 302, 303(d), 304, 306, 307, 403, 404, 405, and 501 of the CWA, and amendments thereto. This permit contains requirements for the implementation of an effective pretreatment program pursuant to section 307 of the CWA; 40 CFR 35 and 403; and/or Title 23, CCR section 2233.
    - c. **Spill Reporting Requirements.** This Order established a reporting protocol for how different types of spills, overflow or bypasses of raw or partially treated sewage from its collection system or treatment plant covered by this Order shall be reported to regulatory agencies.

The State Water Board issued General Waste Discharge Requirements for Sanitary Sewer Systems, Water Quality Order 2006-0003-DWQ (SSO WDR) on May 2, 2006. The Monitoring and Reporting Requirements for the SSO WDR were amended by Water Quality Order WQ 2008-0002-EXEC on February 20, 2008. The SSO WDR requires public agencies that own or operate sanitary sewer systems with greater than one mile of pipes or sewer lines to enroll for coverage under the SSO WDR. The SSO WDR requires agencies to develop sanitary sewer management plans (SSMPs) and report all sanitary sewer overflows (SSOs), among other requirements and prohibitions.

Furthermore, the SSO WDR contains requirements for operation and maintenance of collection systems and for reporting and mitigating sanitary sewer overflows. Inasmuch that the Permittee's collection system is part of the system that is subject to this Order, certain standard provisions are applicable as specified in Provisions, section VI.C.5. For instance, the 24-hour reporting requirements in this Order are not included in the SSO WDR. The Permittee must comply with both the SSO WDR and this Order. The Permittee and public agencies that are discharging wastewater into the Facility were required to obtain enrollment for regulation under the SSO WDR by December 1, 2006.

In the past, the Los Angeles Regional Water Board has experienced loss of recreational use in coastal beaches and in recreational areas as a result of major sewage spills. The SSO requirements are intended to prevent or minimize impacts to receiving waters as a result of spills.

**6. Other Special Provisions (Not Applicable)**

**7. Compliance Schedules (Not Applicable)**

**VII. RATIONALE FOR MONITORING AND REPORTING REQUIREMENTS**

Section 308(a) of the federal Clean Water Act and sections 122.41(h), (j)-(l), 122.44(i), and 122.48 of Title 40 of the Code of Federal Regulations (40 CFR) require that all NPDES permits specify monitoring and reporting requirements. CWC sections 13267 and 13383 also authorizes the Regional Water Board to establish monitoring, inspection, entry, reporting, and recordkeeping requirements. The MRP of this Order establishes monitoring, reporting, and recordkeeping requirements that implement federal and state requirements. The following provides the rationale for the monitoring and reporting requirements contained in the MRP for this Facility.

**A. Influent Monitoring**

Influent monitoring is required:

- To determine compliance with the permit conditions for BOD<sub>5</sub> 20°C and suspended solids removal rates;
- To assess treatment plant performance;
- To assess the effectiveness of the Pretreatment Program; and,
- As a requirement of the PMP

**B. Effluent Monitoring**

The Permittee is required to conduct monitoring of the permitted discharges in order to evaluate compliance with permit conditions. Monitoring requirements are given in the MRP Attachment E. This provision requires compliance with the MRP, and is based on 40 CFR parts 122.44(i), 122.62, 122.63, and 124.5. The MRP is a standard requirement in almost all NPDES permits (including this Order) issued by the Regional Water Board. In addition to containing definition of terms, it specifies general sampling/analytical protocols and the requirements of reporting spills, violation, and routine monitoring data in accordance with NPDES regulations, the CWC, and Regional Water Board policies. The MRP also contains sampling program specific for the Permittee's wastewater treatment plant. It defines the sampling stations and frequency, pollutants to be monitored, and additional reporting requirements. Pollutants to be monitored include all pollutants for which effluent limitations are specified. Further, in accordance with section 1.3 of the SIP, a periodic monitoring is required for all priority pollutants defined by the CTR, for which criteria apply and for which no effluent limitations have been established, to evaluate reasonable potential to cause or contribute to an excursion above a water quality standard.



Monitoring for those pollutants expected to be present in the discharge from the Facility, will be required as shown on the MRP and as required in the SIP. Semi-annual monitoring for priority pollutants in the effluent is required in accordance with the Pretreatment requirements.

**Table F-15. Effluent Monitoring Frequency Comparison**

Parameter	Monitoring Frequency (2009 Permit)	Monitoring Frequency (2014 Permit)
Total waste flow	continuous	continuous
Total residual chlorine	--	daily
Turbidity	continuous	continuous
Temperature	daily	daily
pH	daily	daily
Settleable solids	daily	daily
Total suspended solids	daily	daily
Oil and grease	monthly	monthly
BOD	weekly	weekly
Total coliform	daily	daily
Fecal Coliform	daily	daily
E.coli	daily (as necessary)	daily (as necessary)
Total Dissolved Solids	monthly	monthly
Sulfate	monthly	monthly
Chloride	monthly	monthly
Boron	monthly	monthly
MBAS	monthly	monthly
Ammonia nitrogen	monthly	monthly
Nitrate + nitrite (as nitrogen)	monthly	monthly
Nitrite nitrogen	monthly	monthly
Nitrate nitrogen	monthly	monthly
Chronic toxicity	monthly	monthly
Acute toxicity	quarterly	deleted
Total Nitrogen	monthly	monthly
Total Phosphorus	not required	monthly
Iron	semiannually	semiannually
Fluoride	semiannually	semiannually
Antimony	quarterly	quarterly
Arsenic	quarterly	quarterly
Beryllium	quarterly	quarterly
Cadmium	monthly	monthly
Chromium III	quarterly	quarterly
Chromium VI	quarterly	quarterly
Copper	monthly	monthly
Lead	monthly	monthly
Mercury	monthly	monthly
Nickel	quarterly	quarterly
Selenium	quarterly	quarterly
Silver	quarterly	quarterly
Thallium	quarterly	quarterly
Zinc	monthly	monthly
Cyanide	quarterly	quarterly

Parameter	Monitoring Frequency (2009 Permit)	Monitoring Frequency (2014 Permit)
Benzo(k)Fluoranthene	semiannually	monthly
Dibenzo(a,h)Anthracene	semiannually	monthly
Indeno(1,2,3-cd)Pyrene	semiannually	monthly
2,3,7,8-TCDD (Dioxin)	semiannually	quarterly
Methoxychlor	semiannually	semiannually
Barium	semiannually	semiannually
2,4-D	semiannually	semiannually
2,4,5-TP (Silvex)	semiannually	semiannually
Ammonium perchlorate	semiannually	semiannually
1,4-Dioxane	semiannually	semiannually
1,2,3-Trichloropropane	semiannually	semiannually
Methyl-tert-butyl-ether (MTBE)	semiannually	semiannually
Remaining USEPA priority pollutant not listed on this Table	semiannually	semiannually

### C. WET Requirements

Whole effluent toxicity (WET) protects the receiving water quality from the aggregate toxic effect of a mixture of pollutants in the effluent. An acute toxicity test is conducted over a short time period and measures mortality. A chronic toxicity test is conducted over a longer period of time and may measure mortality, reproduction, and growth. Chronic toxicity is a more stringent requirement than acute toxicity. A chemical at a low concentration can have chronic effects but no acute effects until it gets to the higher level. For this permit, chronic toxicity in the discharge is evaluated using USEPA's 2010 Test of Significant Toxicity (TST) hypothesis testing approach, and is expressed as "Pass" or "Fail" for the median monthly summary results and "Pass" or "Fail" and "Percent Effect" for each individual chronic toxicity result. The chronic toxicity effluent limitations protect the narrative Basin Plan Water Quality Objective for chronic toxicity. The rationale for WET has been discussed extensively in section IV.C.5 of this Fact Sheet.

### D. Receiving Water Monitoring

#### 1. Surface Water

Receiving water monitoring is required to determine compliance with receiving water limitations and to characterize the water quality of the receiving water.

#### 2. Groundwater – (Not Applicable)

### E. Other Monitoring Requirements

#### 1. Watershed Monitoring and Bioassessment Monitoring

The goals of the Watershed-wide Monitoring Program including the bioassessment monitoring for the San Gabriel River Watershed are to:

- Determine compliance with receiving water limits;
- Monitor trends in surface water quality;
- Ensure protection of beneficial uses;
- Provide data for modeling contaminants of concern;

- Characterize water quality including seasonal variation of surface waters within the watershed;
- Assess the health of the biological community; and,
- Determine mixing dynamics of effluent and receiving waters in the estuary.

#### VIII. CONSIDERATION OF NEED TO PREVENT NUISANCE AND CWC SECTION 13241 FACTORS.

Some of the provisions/requirements in this Order are included to implement state law only. These provisions/requirements are not required or authorized under the federal CWA; consequently, violations of these provisions/requirements are not subject to the enforcement remedies that are available for NPDES violations. As required by CWC section 13263, the Regional Water Board has considered the need to prevent nuisance and the factors listed in CWC section 13241 in establishing the state law provisions/requirements. The Regional Water Board finds, on balance, that the state law requirements in this Order are reasonably necessary to prevent nuisance and to protect beneficial uses identified in the Basin Plan, and the section 13241 factors are not sufficient to justify failing to protect those beneficial uses.

- A. Need to prevent nuisance: The state law requirements in this Order are required to prevent pollution or nuisance as defined in section 13050, subdivisions (l) and (m), of the CWC. Many are also required in accordance with narrative water quality objectives in the Basin Plan. These state requirements include, but are not limited to, groundwater limitations, spill prevention plans, operator certification, sanitary sewer overflow reporting, and requirements for standby or emergency power.
- B. Past, present, and probable future beneficial uses of water: Chapter 2 of the Basin Plan identifies designated beneficial uses for water bodies in the Los Angeles Region. Beneficial uses of water relevant to this Order are also identified above in Section III.C.1.
- C. Environmental characteristics of the hydrographic unit under consideration, including the quality of water available thereto: The environmental characteristics are discussed in the Region's Watershed Management Initiative Chapter, as well as available in State of the Watershed reports and the State's CWA Section 303(d) List of impaired waters. The environmental characteristics of the hydrographic unit, including the quality of available water, will be improved by compliance with the requirements of this Order. Additional information on the San Gabriel River and Los Angeles River watersheds are available at [http://www.waterboards.ca.gov/losangeles/water\\_issues/programs/regional\\_program/watershed/](http://www.waterboards.ca.gov/losangeles/water_issues/programs/regional_program/watershed/).
- D. Water quality conditions that could reasonably be achieved through the coordinated control of all factors which affect water quality in the area: The beneficial uses of the waterbodies in the San Gabriel River and Los Angeles River watersheds can reasonably be achieved through the coordinate control of all factors that affect water quality in the area. TMDLs have been developed (as required by the Clean Water Act) for many of the impairments in the watershed. A number of Regional Water Board programs and actions are in place to address the water quality impairments in the watershed, including regulation of point source municipal and industrial discharges with appropriate NPDES permits and non-point source discharges such as irrigated agriculture. All of these regulatory programs control the discharge of pollutants to surface and ground waters to prevent nuisance and protect beneficial uses. These regulatory programs have resulted in watershed solutions and have improved water quality. Generally, improvements in the quality of the receiving waters impacted by the permittee's discharges can be achieved by reducing the volume of discharges to receiving waters (e.g., through increased recycling), reducing pollutant loads through source

control/pollution prevention, including operational source control such as public education (e.g., disposal of pesticides, pharmaceuticals, and personal care products into the sewer) and product or materials elimination or substitution, and removing pollutants through treatment.

- E. Economic considerations: The Permittee did not present any evidence regarding economic considerations related to this Order. However, the Regional Water Board has considered the economic impact of requiring certain provisions pursuant to state law. The additional costs associated with complying with state law requirements are reasonably necessary to prevent nuisance and protect beneficial uses identified in the Basin Plan. Further, the loss of, or impacts to, beneficial uses would have a detrimental economic impact. Economic considerations related to costs of compliance are therefore not sufficient, in the Regional Water Board's determination, to justify failing to prevent nuisance and protect beneficial uses.
- F. Need for developing housing within the region: The Regional Water Board has no evidence regarding the need for developing housing within the region or how the Permittee's discharge will affect that need. The Regional Water Board, however, does not anticipate that these state law requirements will adversely impact the need for housing in the area. The region generally relies on imported water to meet many of its water resource needs. Imported water makes up a vast majority of the region's water supply, with local groundwater, local surface water, and reclaimed water making up the remaining amount. This Order helps address the need for housing by controlling pollutants in discharges, which will improve the quality of local surface and ground water, as well as water available for recycling and re-use. This in turn may reduce the demand for imported water thereby increasing the region's capacity to support continued housing development. A reliable water supply for future housing development is required by law, and with less imported water available to guarantee this reliability, an increase in local supply is necessary. Therefore, the potential for developing housing in the area will be facilitated by improved water quality.
- G. Need to develop and use recycled water: The State Water Board's Recycled Water Policy requires the Regional Water Boards to encourage the use of recycled water. In addition, as discussed immediately above, a need to develop and use recycled water exists within the region, especially during times of drought. To encourage recycling, the Permittee is required by this Order to continue to explore the feasibility of recycling to maximize the beneficial reuse of tertiary treated effluent. Most of the effluent to be discharged under this Order will be reused for beneficial purposes.

## IX. PUBLIC PARTICIPATION

The Regional Water Board has considered the issuance of WDRs that will serve as an NPDES permit for the Whittier Narrows WRP. As a step in the WDR adoption process, the Regional Water Board staff has developed tentative WDRs and has encouraged public participation in the WDR adoption process.

### A. Notification of Interested Parties

The Regional Water Board notified the Permittee and interested agencies and persons of its intent to prescribe WDRs for the discharge and provided an opportunity to submit written comments and recommendations. Permittee notification was provided by posting notices at Whittier Narrows WRP, at the JOS office in Whittier, at the South El Monte Library, at the South El Monte City Hall, at the Rosemead City Hall, California. The Regional Water Board published the information on September 16, 2014, by the Daily Journal Corporation which published the information in the San Gabriel Valley Tribune.

The public had access to the agenda and any changes in dates and locations through the Regional Water Board's website at: <http://www.waterboards.ca.gov/losangeles/>.

**B. Written Comments**

Interested persons were invited to submit written comments concerning tentative WDRs as provided through the notification process. Comments were due either in person or by mail to the Executive Office at the Regional Water Board at the address above on the cover page of this Order, or by email submitted to [losangeles@waterboards.ca.gov](mailto:losangeles@waterboards.ca.gov).

To be fully responded to by staff and considered by the Regional Water Board, the written comments were due at the Regional Water Board office by **5:00 p.m. on October 10, 2014**.

**C. Public Hearing**

The Regional Water Board held a public hearing on the tentative WDRs during its regular Board meeting on the following date and time and at the following location:

Date: November 6, 2014  
Time: 9:00 a.m.  
Location: Metropolitan Water District of Southern California, Board Room  
700 North Alameda Street  
Los Angeles, California

Interested persons were invited to attend. At the public hearing, the Regional Water Board heard testimony pertinent to the discharge, WDRs, and permit. For accuracy of the record, important testimony was requested in writing.

**D. Reconsideration of Waste Discharge Requirements**

Any aggrieved person may petition the State Water Board to review the decision of the Regional Water Board regarding the final WDRs. The petition must be received by the State Water Board at the following address within 30 calendar days of the Regional Water Board's action:

State Water Resources Control Board  
Office of Chief Counsel  
P.O. Box 100, 1001 I Street  
Sacramento, CA 95812-0100

For instructions on how to file a petition for review, see  
[http://www.waterboards.ca.gov/public\\_notices/petitions/water\\_quality/wqpetition\\_instr.shtml](http://www.waterboards.ca.gov/public_notices/petitions/water_quality/wqpetition_instr.shtml)

**E. Information and Copying**

The ROWD, other supporting documents, and comments received are on file and may be inspected at the address above at any time between 8:30 a.m. and 4:45 p.m., Monday through Friday. Copying of documents may be arranged through the Regional Water Board by calling (213) 576-6600.

**F. Register of Interested Persons**

Any person interested in being placed on the mailing list for information regarding the WDRs and NPDES permit should contact the Regional Water Board, reference this facility, and provide a name, address, and phone number.

**G. Additional Information**

Requests for additional information or questions regarding this order should be directed to Raul Medina at (213) 620-2160.

## ATTACHMENT G – TOXICITY REDUCTION EVALUATION (TRE) WORK PLAN

### INFORMATION AND DATA ACQUISITION

#### A. Operations and performance review

1. NPDES permit requirements
  - a. Effluent limitations
  - b. Special conditions
  - c. Monitoring data and compliance history
2. POTW design criteria
  - a. Hydraulic loading capacities
  - b. Pollutant loading capacities
  - c. Biodegradation kinetics calculations/assumptions
3. Influent and effluent conventional pollutant data
  - a. Biochemical oxygen demand (BOD5)
  - b. Chemical oxygen demand (COD)
  - c. Suspended solids (SS)
  - d. Ammonia
  - e. Residual chlorine
  - f. pH
4. Process control data
  - a. Primary sedimentation - hydraulic loading capacity and BOD and SS removal
  - b. Activated sludge - Food-to-microorganism (F/M) ratio, mean cell residence time (MCRT), mixed liquor suspended solids (MLSS), sludge yield, and BOD and COD removal
  - c. Secondary clarification - hydraulic and solids loading capacity, sludge volume index and sludge blanket depth
5. Operations information
  - a. Operating logs
  - b. Standard operating procedures
  - c. Operations and maintenance practices
6. Process sidestream characterization data
  - a. Sludge processing sidestreams
  - b. Tertiary filter backwash
  - c. Cooling water
7. Combined sewer overflow (CSO) bypass data
  - a. Frequency

- b. Volume
- 8. Chemical coagulant usage for wastewater treatment and sludge processing
  - a. Polymer
  - b. Ferric chloride
  - c. Alum

**B. POTW influent and effluent characterization data**

- 1. Toxicity
- 2. Priority pollutants
- 3. Hazardous pollutants
- 4. SARA 313 pollutants,
- 5. Other chemical-specific monitoring results

**C. Sewage residuals (raw, digested, thickened and dewatered sludge and incinerator ash) characterization data**

- 1. EP toxicity
- 2. Toxicity Characteristic Leaching Procedure (TCLP)
- 3. Chemical analysis

**D. Industrial waste survey (IWS)**

- 1. Information on IUs with categorical standards or local limits and other significant non-categorical IUs
- 2. Number of IUs
- 3. Discharge flow
- 4. Standard Industrial Classification (SIC) code
- 5. Wastewater flow
  - a. Types and concentrations of pollutants in the discharge
  - b. Products manufactured
- 6. Description of pretreatment facilities and operating practices
- 7. Annual pretreatment report
- 8. Schematic of sewer collection system

9. POTW monitoring data
  - a. Discharge characterization data
  - b. Spill prevention and control procedures
  - c. Hazardous waste generation
10. IU self-monitoring data
  - a. Description of operations
  - b. Flow measurements
  - c. Discharge characterization data
  - d. Notice of sludge loading
  - e. Compliance schedule (if out of compliance)
11. Technically based local limits compliance reports
12. Waste hauler monitoring data manifests
13. Evidence of POTW treatment interferences (i.e., biological process inhibition)



## ATTACHMENT H – PRETREATMENT REPORTING REQUIREMENTS

The Joint Outfall System (Permittee) is required to submit annual Pretreatment Program Compliance Report (Report) to the Regional Water Board and United States Environmental Protection Agency, Region 9 (USEPA). This Attachment outlines the minimum reporting requirements of the Report. If there is any conflict between requirements stated in this attachment and provisions stated in the Waste Discharge Requirements (WDR), those contained in the WDR will prevail.

### A. Pretreatment Requirements

1. The Permittee shall be responsible and liable for the performance of all Control Authority pretreatment requirements contained in 40 CFR part 403, including any subsequent regulatory revisions to part 403. Where part 403 or subsequent revision places mandatory actions upon the Permittee as Control Authority but does not specify a timetable for completion of the actions, the Permittee shall complete the required actions within six months from the issuance date of this permit or the effective date of the part 403 revisions, whichever comes later. For violations of pretreatment requirements, the Permittee shall be subject to enforcement actions, penalties, fines and other remedies by the USEPA or other appropriate parties, as provided in the Act. USEPA may initiate enforcement action against a nondomestic user for noncompliance with applicable standards and requirements as provided in the act.
2. The Permittee shall enforce the requirements promulgated under sections 307(b), 307(c), 307(d) and 402(b) of the Act with timely, appropriate and effective enforcement actions. The Permittee shall cause all nondomestic users subject to federal categorical standards to achieve compliance no later than the date specified in those requirements or, in the case of a new nondomestic user, upon commencement of the discharge.
3. The Permittee shall perform the pretreatment functions as required in 40 CFR part 403 including, but not limited to:
  - a. Implement the necessary legal authorities as provided in 40 CFR part 403.8(f)(1);
  - b. Enforce the pretreatment requirements under 40 CFR parts 403.5 and 403.6;
  - c. Implement the programmatic functions as provided in 40 CFR part 403.8(f)(2); and
  - d. Provide the requisite funding and personnel to implement the pretreatment program as provided in 40 CFR part 403.8(f)(3).
4. The Permittee shall submit annually a report to USEPA Pacific Southwest Region, and the State describing its pretreatment activities over the previous year. In the event the District is not in compliance with any conditions or requirements of this permit, then the District shall also include the reasons for noncompliance and state how and when the District shall comply with such conditions and requirements. This annual report shall cover operations from January 1 through December 31 and is due on April 15 of each year. The report shall contain, but not be limited to, the following information:

- a. A summary of analytical results from representative, flow proportioned, 24-hour composite sampling of the publicly-owned treatment works (POTW) influent and effluent for those pollutants USEPA has identified under section 307(a) of the Act which are known or suspected to be discharged by nondomestic users. This will consist of an annual full priority pollutant scan, with quarterly samples analyzed only for those pollutants detected in the full scan. The District is not required to sample and analyze for asbestos. Sludge sampling and analysis are covered in the sludge section of this permit. The District shall also provide any influent or effluent monitoring data for nonpriority pollutants which the District believes may be causing or contributing to interference or pass through. Sampling and analysis shall be performed with the techniques prescribed in 40 CFR part 136;
- b. A discussion of Upset, Interference or Pass Through incidents, if any, at the treatment plant which the District knows or suspects were caused by nondomestic users of the POTW system. The discussion shall include the reasons why the incidents occurred, the corrective actions taken and, if known, the name and address of the nondomestic user(s) responsible. The discussion shall also include a review of the applicable pollutant limitations to determine whether any additional limitations, or changes to existing requirements, may be necessary to prevent pass through or interference;
- c. An updated list of the District's significant industrial users (SIUs) including their names and addresses, and a list of deletions, additions and SIU name changes keyed to the previously submitted list. The District shall provide a brief explanation for each change. The list shall identify the SIUs subject to federal categorical standards by specifying which set(s) of standards are applicable to each SIU. The list shall also indicate which SIUs are subject to local limitations;
- d. The District shall characterize the compliance status of each SIU by providing a list or table which includes the following information:
  - i. Name of the SIU;
  - ii. Category, if subject to federal categorical standards;
  - iii. The type of wastewater treatment or control processes in place;
  - iv. The number of samples taken by the POTW during the year;
  - v. The number of samples taken by the SIU during the year;
  - vi. For an SIU subject to discharge requirements for total toxic organics, whether all required certifications were provided;
  - vii. A list of the standards violated during the year. Identify whether the violations were for categorical standards or local limits;
  - viii. Whether the facility is in significant noncompliance (SNC) as defined at 40 CFR part 403.8(f)(2)(viii) at any time during the year; and
  - ix. A summary of enforcement or other actions taken during the year to return the SIU to compliance. Describe the type of action, final compliance date, and the amount of fines and penalties collected, if any. Describe any proposed actions for bringing the SIU into compliance.
- e. A brief description of any programs the POTW implements to reduce pollutants from nondomestic users that are not classified as SIUs;
- f. A brief description of any significant changes in operating the pretreatment program which differ from the previous year including, but not limited to, changes concerning

the program's administrative structure, local limits, monitoring program or monitoring frequencies, legal authority, enforcement policy, funding levels, or staffing levels;

- g. A summary of the annual pretreatment budget, including the cost of pretreatment program functions and equipment purchases; and
- h. A summary of activities to involve and inform the public of the program including a copy of the newspaper notice, if any, required under 40 CFR part 403.8(f)(2)(viii).

## **B. LOCAL LIMITS EVALUATION**

- 1. In accordance with 40 CFR part 122.44(j)(2)(ii), the POTW shall provide a written technical evaluation of the need to revise local limits under 40 CFR part 403.5(c)(1) within 180 days of issuance or reissuance of the JWPCP NPDES permit.

## **C. SIGNATORY REQUIREMENTS AND REPORT SUBMITTAL**

- 1. Signatory Requirements.

The annual report must be signed by a principal executive officer, ranking elected official or other duly authorized employee if such employee is responsible for the overall operation of the POTW. Any person signing these reports must make the following certification [40 CFR part 403.6(a)(2)(ii)]:

*I certify under penalty of law that this document and all attachments were prepared under my direction or supervision in accordance with a system designed to assure that qualified personnel properly gather and evaluate the information submitted. Based on my inquiry of the person or persons who manage the system, or those persons directly responsible for gathering the information, the information submitted is, to the best of my knowledge and belief, true, accurate, and complete. I am aware that there are significant penalties for submitting false information, including the possibility of fine and imprisonment for knowing violations.*

- 2. Report Submittal.

The Annual Pretreatment Report shall be submitted electronically using the State Water Board's California Integrated Water Quality System (CIWQS) Program website (<http://www.waterboards.ca.gov/ciwqs/index.html>). The CIWQS website will provide additional information for SMR submittal in the event there will be a planned service interruption for electronic submittal.

A copy of the Annual Report must be sent to USEPA electronically to the following address:

R9Pretreatment@epa.gov

# EXHIBIT B

**CALIFORNIA REGIONAL WATER QUALITY CONTROL BOARD  
LOS ANGELES REGION**

320 West 4<sup>th</sup> Street, Suite 200, Los Angeles, California 90013  
(213) 576-6600 • Fax (213) 576-6640  
<http://www.waterboards.ca.gov/losangeles/>

**ORDER R4-2014-0212  
NPDES NO. CA0053619**

**WASTE DISCHARGE REQUIREMENTS  
FOR THE JOINT OUTFALL SYSTEM  
POMONA WATER RECLAMATION PLANT  
DISCHARGE TO THE SOUTH FORK SAN JOSE CREEK VIA OUTFALL 001**

The following Permittee is subject to waste discharge requirements (WDRs) set forth in this Order:

**Table 1. Discharger Information**

Discharger/ Permittee	Joint Outfall System <sup>1</sup> (JOS, Permittee or Discharger)
Name of Facility	Pomona Water Reclamation Plant (Pomona WRP or Facility) and its associated wastewater collection system and outfalls
Facility Address	295 Humane Way
	Pomona, CA 91766
	Los Angeles County

**Table 2. Discharge Location**

Discharge Point	Effluent Description	Discharge Point Latitude (North)	Discharge Point Longitude (West)	Receiving Water
001	tertiary treated effluent	34.055278 N	117.795556 W	South Fork San Jose Creek

**Table 3. Administrative Information**

This Order was adopted on:	November 6, 2014
This Order shall become effective on:	January 1, 2015
This Order shall expire on:	December 31, 2019
The Permittee shall file a Report of Waste Discharge as an application for renewal of waste discharge requirements in accordance with Title 23, Division 3, Chapter 9 of the California Code of Regulations, and an application for reissuance of a National Pollutant Discharge Elimination System permit in accordance with Title 40, § 122.21(d) of the Code of Federal regulations no later than:	180 days prior to the Order expiration date
The United States Environmental Protection Agency and the California Regional Water Quality Control Board, Los Angeles Region have classified this discharge as follows:	Major

<sup>1</sup> Ownership and operation of the Joint Outfall System is proportionally shared among the signatory parties to the amended Joint Outfall Agreement effective July 1, 1995. These parties include County Sanitation Districts of Los Angeles County Nos. 1, 2, 3, 5, 8, 15, 16, 17, 18, 19, 21, 22, 23, 28, 29, and 34, and South Bay Cities Sanitation District of Los Angeles County.

I, Samuel Unger, Executive Officer, do hereby certify that this Order with all attachments is a full, true, and correct copy of the Order adopted by the California Regional Water Quality Control Board, Los Angeles Region, on the date indicated above.

*Samuel Unger*

\_\_\_\_\_  
Samuel Unger, P.E., Executive Officer

Adopted: 11/06/2014

**Contents**

I.	Facility Information .....	4
II.	Findings .....	4
III.	Discharge Prohibitions .....	4
IV.	Effluent Limitations and Discharge Specifications .....	5
	A. Effluent Limitations – Discharge Points 001 .....	5
	1. Final Effluent Limitations – Discharge Point 001 .....	5
	2. Interim Effluent Limitations – Discharge Point 001 (NOT APPLICABLE).....	7
	3. Other Effluent Limitations – Discharge Point 001 .....	7
	B. Land Discharge Specifications – Not Applicable .....	8
	C. Recycling Specifications – Not Applicable .....	8
V.	Receiving Water Limitations .....	8
	A. Surface Water Limitations .....	8
	B. Groundwater Limitations .....	10
VI.	Provisions .....	10
	A. Standard Provisions .....	10
	B. Monitoring and Reporting Program (MRP) Requirements .....	14
	C. Special Provisions .....	14
	1. Reopener Provisions .....	14
	2. Special Studies, Technical Reports and Additional Monitoring Requirements.....	15
	3. Best Management Practices and Pollution Prevention .....	16
	4. Construction, Operation and Maintenance Specifications .....	18
	5. Special Provisions for Municipal Facilities (Publicly-Owned Treatment Works [POTWs] Only).....	18
	6. Spill Reporting Requirements .....	20
	7. Compliance Schedules (NOT APPLICABLE) .....	23
VII.	Compliance Determination .....	24

**Tables**

Table 1.	Discharger Information .....	1
Table 2.	Discharge Location .....	1
Table 3.	Administrative Information .....	1
Table 4.	Final Effluent Limitations .....	5

**Attachments**

Attachment A –	Definitions .....	A-1
Attachment B –	Map of Pomona WRP& Surrounding Area .....	B-1
Attachment C –	Flow Schematic .....	C-1
Attachment D –	Standard Provisions .....	D-1
Attachment E –	Monitoring and Reporting Program .....	E-1
Attachment F –	Fact Sheet .....	F-1
Attachment G –	Toxicity Reduction Evaluation (TRE) Work Plan .....	G-1
Attachment H –	Pretreatment Reporting Requirements .....	H-1

## I. FACILITY INFORMATION

Information describing the Pomona Water Reclamation Plant (Pomona WRP or Facility) is summarized in Table 1 and in sections I and II of the Fact Sheet (Attachment F). Section I of the Fact Sheet also includes information regarding the Facility's permit application.

## II. FINDINGS

The California Regional Water Quality Control Board, Los Angeles Region (Regional Water Board), finds:

- A. Legal Authorities.** This Order serves as WDRs pursuant to article 4, chapter 4, division 7 of the California Water Code (CWC; commencing with section 13260). This Order is also issued pursuant to section 402 of the federal Clean Water Act (CWA) and implementing regulations adopted by the United States Environmental Protection Agency (USEPA) and chapter 5.5, division 7 of the CWC (commencing with section 13370). It shall serve as a National Pollutant Discharge Elimination System (NPDES) permit for point source discharges from this facility to surface waters.
- B. Background and Rationale for Requirements.** The Regional Water Board developed the requirements in this Order based on information submitted as part of the application, through monitoring and reporting programs, and other available information. The Fact Sheet (Attachment F), which contains background information and rationale for the requirements in this Order, is hereby incorporated into and constitutes Findings for this Order. Attachments A through E and G through H are also incorporated into this Order.
- C. Notification of Interested Parties.** The Regional Water Board has notified the Joint Outfall System (JOS, Permittee or Discharger) and interested agencies and persons of its intent to prescribe WDRs for the discharge and has provided them with an opportunity to submit their written comments and recommendations. Details of the notification are provided in the Fact Sheet.
- D. Provisions and Requirements Implementing State Law.** Some of the provisions/requirements in this Order and the MRP are included to implement state law only. These provisions/requirements are not mandated or authorized under the federal CWA; consequently, violations of these provisions/requirements are not subject to the enforcement remedies available for NPDES violations.
- E. Consideration of Public Comment.** The Regional Water Board, in a public meeting, heard and considered all comments pertaining to this Order. Details of the Public Hearing are provided in the Fact Sheet.

THEREFORE, IT IS HEREBY ORDERED that this Order supersedes Order R4-2009-0076 except for enforcement purposes, and, in order to meet the provisions contained in Division 7 of the CWC (commencing with section 13000) and regulations adopted thereunder, and the provisions of the CWA and regulations and guidelines adopted thereunder, the Permittee is authorized to discharge from the identified facility and outfalls into waters of the United States and shall comply with the requirements in this Order. This action in no way prevents the Regional Water Board from taking enforcement action for past violations of the previous Order.

## III. DISCHARGE PROHIBITIONS

- A.** Discharge of treated wastewater at a location different from that described in this Order is prohibited.



- B. The bypass or overflow of untreated wastewater or wastes to surface waters or surface water drainage courses is prohibited, except as allowed in Standard Provision I.G. of Attachment D, Standard Provisions.
- C. The monthly average effluent dry weather discharge flow rate from the Facility shall not exceed the 15 million gallons per day (MGD) design capacity.
- D. The Permittee shall not cause degradation of any water supply, except as consistent with State Water Board Resolution No. 68-16.
- E. The treatment or disposal of wastes from the Facility shall not cause pollution or nuisance as defined in section 13050, subdivisions (l) and (m) of the CWC.
- F. The discharge of any substances in concentrations toxic to animals or plants is prohibited.
- G. The discharge of any radiological, chemical, or biological warfare agent or high level radiological waste is prohibited.

**IV. EFFLUENT LIMITATIONS AND DISCHARGE SPECIFICATIONS**

**A. Effluent Limitations – Discharge Points 001**

**1. Final Effluent Limitations – Discharge Point 001**

- a. The Permittee shall maintain compliance with the following effluent limitations at Discharge Point 001, with compliance measured at Monitoring Location EFF-001 as described in the Monitoring and Reporting Program (MRP), Attachment E:

**Table 4. Final Effluent Limitations**

Parameter	Units	Effluent Limitations				
		Average Monthly	Average Weekly	Maximum Daily	Instantaneous Minimum	Instantaneous Maximum
Biochemical Oxygen Demand (BOD <sub>5</sub> 20°C)	mg/L	20	30	45	--	--
	lbs/day <sup>2</sup>	2,500	3,800	5,600	--	--
Total Suspended Solids (TSS)	mg/L	15	40	45	--	--
	lbs/day <sup>2</sup>	1,900	5,000	5,600	--	--
pH	standard units	--	--	--	6.5	8.5
Removal Efficiency for BOD and TSS	%	85	--	--	--	--
Oil and Grease	mg/L	10	--	15	--	--
	lbs/day <sup>2</sup>	1,300	--	1,900	--	--
Settleable Solids	ml/L	0.1	--	0.3	--	--
Total Residual Chlorine	mg/L	--	--	0.1	--	--
	lbs/day <sup>2</sup>	--	--	13	--	--
Methylene Blue Active Substances (MBAS)	mg/L	0.5	--	--	--	--
	lbs/day <sup>2</sup>	60	--	--	--	--

<sup>2</sup> The mass emission rates are based on the plant design flow rate of 15.0 MGD, and are calculated as follows: Flow (mgd) x Concentration (mg/L) x 8.34 (conversion factor) = lbs/day. During wet-weather storm events in which the flow exceeds the design capacity, the mass discharge rate limitations shall not apply, and concentration limitations will provide the only applicable effluent limitations.

Parameter	Units	Effluent Limitations				
		Average Monthly	Average Weekly	Maximum Daily	Instantaneous Minimum	Instantaneous Maximum
Boron	mg/L	1	--	--	--	--
	lbs/day <sup>2</sup>	125	--	--	--	--
Total dissolved solids (TDS)	mg/L	750	--	--	--	--
	lbs/day <sup>2</sup>	93,800	--	--	--	--
Sulfate	mg/L	300	--	--	--	--
	lbs/day <sup>2</sup>	38,000	--	--	--	--
Chloride	mg/L	180	--	--	--	--
	lbs/day <sup>2</sup>	23,000	--	--	--	--
Ammonia Nitrogen (ELS Present)	mg/L	3.2 <sup>3</sup>	--	6.6 <sup>3</sup>	--	--
	lbs/day <sup>2</sup>	400 <sup>4</sup>	--	826 <sup>4</sup>	--	--
Ammonia Nitrogen (ELS Absent)	mg/L	4.1 <sup>5</sup>	--	8.4 <sup>5</sup>	--	--
	lbs/day <sup>2</sup>	513 <sup>6</sup>	--	1051 <sup>6</sup>	--	--
[Nitrate + Nitrite] (as N)	mg/L	8	--	--	--	--
	lbs/day <sup>2</sup>	1000	--	--	--	--
Nitrite (as N)	mg/L	1	--	--	--	--
	lbs/day <sup>2</sup>	125	--	--	--	--
Lead [Wet weather]	µg/L	--	--	166 <sup>7</sup>	--	--
Selenium [Dry weather]	µg/L	4.7 <sup>8</sup>	--	6.2 <sup>8</sup>	--	--

<sup>3</sup> This seasonal final effluent limitation is derived from the site specific objective for ammonia nitrogen, when early life stage fish are **present (ELS present)**, contained in Regional Board Resolution No. 2007-005 and translated according to the procedures contained in the Implementation Section of Resolution No. 2002-011. This limitation applies from April 1 through September 30.

<sup>4</sup> This final effluent limitation is the mass emission rate for ammonia nitrogen for the corresponding ELS present concentration-based effluent limitation, based upon Resolution Nos. 2007-005 and 2002-011. This limitation applies from April 1 through September 30.

<sup>5</sup> This seasonal final effluent limitation is derived from the site specific objective for ammonia nitrogen, when early life stage fish are **absent (ELS absent)**, contained in Regional Board Resolution No. 2007-005 and translated according to the procedures contained in the Implementation Section of Resolution No. 2002-011. This limitation applies from October 1 through March 31.

<sup>6</sup> This final effluent limitation is the mass emission rate for ammonia nitrogen for the corresponding ELS absent concentration-based effluent limitation, based upon Resolution Nos. 2007-005 and 2002-011. This limitation applies from October 1 through March 31.

<sup>7</sup> This final effluent limitation for lead is derived from the wet weather final waste load allocation, as set forth in the *Total Maximum Daily Loads for Metals and Selenium for the San Gabriel River and Impaired Tributaries (SGR Metals TMDL)*, promulgated by USEPA Region IX, on March 26, 2007. Consistent with the Implementation Recommendations of the *SGR Metals TMDL*, the wet weather waste load allocation was translated into effluent limitations by applying the procedures in the Policy for Implementation of Toxics Standards for Inland Surface Waters, Enclosed Bays, and Estuaries of California (SIP). This effluent limitation applies only during wet weather, when the flow in the San Gabriel River is greater than or equal to 260 cubic feet per second (cfs), measured at USGS flow gauging station 11087020, located above the Whittier Narrows dam.

Parameter	Units	Effluent Limitations				
		Average Monthly	Average Weekly	Maximum Daily	Instantaneous Minimum	Instantaneous Maximum
Bis(2-ethylhexyl) phthalate	µg/L	4	--	--	--	--
	lbs/day <sup>2</sup>	0.5	--	--	--	--
Total Trihalomethanes <sup>9</sup>	µg/L	80	--	--	--	--
	lbs/day <sup>2</sup>	10	--	--	--	--
Chronic Toxicity <sup>10, 11</sup>	Pass or Fail, %Effect (Test of Significant Toxicity(TST))	Pass <sup>12</sup>	--	Pass or % Effect <50	--	--

**2. Interim Effluent Limitations – Discharge Point 001 (NOT APPLICABLE)**

**3. Other Effluent Limitations – Discharge Point 001**

- a. **Percent Removal:** The average monthly percent removal of BOD 5-day 20°C and TSS shall not be less than 85 percent.
- b. The temperature of wastes discharge shall not exceed 86°F except as a result of external ambient temperature.

<sup>8</sup> This final effluent limitation for selenium is derived from the dry weather final waste load allocation, as set forth in the *Total Maximum Daily Loads for Metals and Selenium for the San Gabriel River and Impaired Tributaries (SGR Metals TMDL)*, promulgated by USEPA Region IX, on March 26, 2007. Consistent with the Implementation Recommendations of the *SGR Metals TMDL*, the dry weather waste load allocation was translated into effluent limitations by applying the procedures in the Policy for Implementation of Toxics Standards for Inland Surface Waters, Enclosed Bays, and Estuaries of California. This effluent limitation applies only during dry weather, when the flow in the San Gabriel River is less than 260 cubic feet per second (cfs), measured at United States Geological Survey (USGS) flow gauging station 11087020, located above the Whittier Narrows dam.

<sup>9</sup> Total trihalomethanes is the sum of concentrations of the trihalomethane compounds: bromodichloromethane, bromoform, chloroform, and dibromochloromethane.

<sup>10</sup> A numeric WQBEL is established because effluent data showed that there was reasonable potential for the effluent to cause or contribute to an exceedance of the chronic toxicity water quality objective. The Chronic Toxicity final effluent limitation is protective of both the numeric acute toxicity and the narrative toxicity Basin Plan water quality objectives. This final effluent limitation will be implemented using current USEPA guidance in *National Pollutant Discharge Elimination System Test of Significant Toxicity Implementation Document (EPA 833-R-10-003, June /2010)* and *EPA Regions 8, 9 and 10 Toxicity Training Tool (January 2010)*, <http://www2.epa.gov/region8/epa-regions-8-9-and-10-toxicity-training-tool-january-2010>.

<sup>11</sup> The median monthly effluent limitation (MMEL) shall be reported as “Pass” or “Fail”. The maximum daily effluent limitation (MDEL) shall be reported as “Pass” or “Fail” and “% Effect.” The MMEL for chronic toxicity shall only apply when there is a discharge more than one day in a calendar month period. During such calendar months, up to three independent toxicity tests are required when one toxicity test results in “Fail”.

<sup>12</sup> This is a Median Monthly Effluent Limitation. Limitations and Discharge Requirements (Adopted: 11/06/2014)

- c. The radioactivity of the discharge shall not exceed the limits specified in Title 22, chapter 15, article 5, sections 64442 and 64443, of the California Code of Regulations (CCR), or subsequent revisions.
- d. The discharge to water courses shall at all times be adequately disinfected. For the purpose of this requirement, the discharge shall be considered adequately disinfected if: 1) the median number of coliform organisms at some point in the treatment process does not exceed a most probable number (MPN) or colony forming units (CFU) of 2.2 per 100 milliliters utilizing the bacteriological results of the last seven days for which analyses have been completed; 2) the number of coliform organisms does not exceed an MPN or CFU of 23 per 100 milliliters in more than one sample within any 30-day period; and, 3) no sample exceeds 240 MPN or CFU of total coliform bacteria per 100 milliliters. Samples shall be collected at a time when wastewater flow and characteristics are most demanding on treatment facilities and disinfection processes.
- e. For the protection of the water contact recreation beneficial use, the discharge to water courses shall have received adequate treatment, so that the turbidity of the treated wastewater does not exceed any of the following: (a) an average of 2 Nephelometric turbidity units (NTUs) within a 24-hour period; (b) 5 NTUs more than 5 percent of the time (72 minutes) within a 24-hour period; and (c) 10 NTU at any time.

**B. Land Discharge Specifications – Not Applicable**

**C. Recycling Specifications – Not Applicable.**

**V. RECEIVING WATER LIMITATIONS**

**A. Surface Water Limitations**

Receiving water limitations are based on water quality objectives (WQOs) contained in the Basin Plan and are a required part of this Order. The discharge shall not cause the following in South Fork San Jose Creek, San Jose Creek, or the San Gabriel River:

- 1. For waters designated with a warm freshwater habitat (WARM) beneficial use, the temperature of the receiving water at any time or place and within any given 24-hour period shall not be altered by more than 5°F above the natural temperature due to the discharge of effluent at the receiving water station located downstream of the discharge. Natural conditions shall be determined on a case-by-case basis.

If the receiving water temperature, downstream of the discharge, exceeds 86°F as a result of the following:

- a. High temperature in the ambient air; or,
  - b. High temperature in the receiving water upstream of the discharge, then the exceedance shall not be considered a violation.
- 2. The pH of inland surface waters shall not be depressed below 6.5 or raised above 8.5 as a result of the discharge. Ambient pH levels shall not be changed more than

- 0.5 units from natural conditions as a result of the discharge. Natural conditions shall be determined on a case-by-case basis.
3. The dissolved oxygen in the receiving water shall not be depressed below 5 mg/L as a result of the discharge.
  4. The total residual chlorine shall not exceed 0.1 mg/L in the receiving waters and shall not persist in the receiving water at any concentration that causes impairment of beneficial uses as a result of the discharge.
  5. The Escherichia coli (E. coli) concentration in the receiving water shall not exceed the following, as a result of the discharge:
    - a. Geometric Mean Limits
      - i. E. coli density shall not exceed 126/100 mL.
    - b. Single Sample Limits
      - i. E. coli density shall not exceed 235/100 mL.
  6. Waters shall be free of changes in turbidity that cause nuisance or adversely affect beneficial uses. Increases in natural turbidity attributable to controllable water quality factors shall not exceed the following limits, as a result of the discharge:
    - a. Where natural turbidity is between 0 and 50 NTU, increases shall not exceed 20%, and
    - b. Where natural turbidity is greater than 50 NTU, increases shall not exceed 10%.
  7. The discharge shall not produce concentrations of substances in the receiving water that are toxic to or cause detrimental physiological responses in human, animal, or aquatic life.
  8. The discharge shall not cause concentrations of contaminants to occur at levels that are harmful to human health in waters which are existing or potential sources of drinking water.
  9. The concentrations of toxic pollutants in the water column, sediments, or biota shall not adversely affect beneficial uses as a result of the discharge.
  10. The discharge shall not contain substances that result in increases in BOD, which adversely affect the beneficial uses of the receiving waters.
  11. Waters discharged shall not contain biostimulatory substances in concentrations that promote aquatic growth to the extent that such growth causes nuisance or adversely affects beneficial uses.
  12. The dissolved sulfide concentration of waters in and near sediments shall not be significantly increased above that present under natural conditions as a result of waters discharged.
  13. The discharge shall not cause the receiving waters to contain any substance in concentrations that adversely affect any designated beneficial use.

14. The discharge shall not alter the natural taste, odor, or color of fish, shellfish, or other surface water resources used for human consumption.
15. The discharge shall not result in problems due to breeding of mosquitoes, gnats, black flies, midges, or other pests.
16. The discharge shall not result in visible floating particulates, foams, or oil and grease in the receiving waters.
17. The discharge shall not alter the color of the receiving waters; create a visual contrast with the natural appearance of the water; or cause aesthetically undesirable discoloration of the receiving waters.
18. The discharge shall not contain any individual pesticide or combination of pesticides in concentrations that adversely affect beneficial uses of the receiving waters. There shall be no increase in pesticide concentrations found in bottom sediments or aquatic life as a result of the discharge.
19. Chronic Toxicity Narrative Receiving Water Quality Objective
  - a. There shall be no chronic toxicity in ambient waters as a result of the discharge.
  - b. Receiving water and effluent toxicity testing shall be performed on the same day as close to concurrently as possible.
20. The discharge shall not cause the ammonia water quality objective in the Basin Plan to be exceeded in the receiving waters. Compliance with the ammonia WQOs shall be determined by comparing the receiving water ammonia concentration to the ammonia water quality objective in the Basin Plan. The ammonia water quality objective can also be calculated using the pH and temperature of the receiving water at the time of collection of the ammonia sample.

#### **B. Groundwater Limitations**

The discharge shall not cause the underlying groundwater to be degraded except as consistent with State Water Board Resolution No. 68-16, exceed WQOs, unreasonably affect beneficial uses, or cause a condition of pollution or nuisance.

### **VI. PROVISIONS**

#### **A. Standard Provisions**

1. The Permittee shall comply with all Standard Provisions included in Attachment D.
2. **Regional Water Board Standard Provisions.** The Permittee shall comply with the following provisions. In the event that there is any conflict, duplication, or overlap between provisions specified by this Order, the more stringent provision shall apply:
  - a. Neither the treatment nor the discharge of pollutants shall create a pollution, contamination, or nuisance as defined by section 13050 of the CWC.
  - b. Odors, vectors, and other nuisances of sewage or sludge origin beyond the limits of the treatment plant site or the sewage collection system due to improper operation of facilities, as determined by the Regional Water Board, are prohibited.

- c. All facilities used for collection, transport, treatment, or disposal of wastes shall be adequately protected against damage resulting from overflow, washout, or inundation from a storm or flood having a recurrence interval of once in 100 years.
- d. Collection, treatment, and disposal systems shall be operated in a manner that precludes or impedes public contact with wastewater.
- e. Collected screenings, sludges, and other solids removed from liquid wastes shall be disposed of in a manner approved by the Executive Officer of the Regional Water Board.
- f. The provisions of this Order are severable. If any provision of this Order is found invalid, the remainder of this Order shall not be affected.
- g. Nothing in this permit shall be construed to preclude the institution of any legal action or relieve the Permittee from any responsibilities, liabilities or penalties established pursuant to any applicable state law or regulation under authority preserved by section 510 of the CWA.
- h. Nothing in this permit shall be construed to preclude the institution of any legal action or relieve the Permittee from any responsibilities, liabilities or penalties to which the Permittee is or may be subject to under section 311 of the CWA, related to oil and hazardous substances liability.
- i. Discharge of wastes to any point other than specifically described in this Order is prohibited.
- j. The Permittee shall comply with all applicable effluent limitations, national standards of performance, toxic effluent standards, and all federal regulations established pursuant to sections 301, 302, 303(d), 304, 306, 307, 316, 403, and 405 of the federal CWA and amendments thereto.
- k. These requirements do not exempt the operator of the waste disposal facility from compliance with any other laws, regulations, or ordinances which may be applicable; they do not legalize this waste disposal facility; and they leave unaffected any further restraints on the disposal of wastes at this site which may be contained in other statutes or required by other agencies.
- l. A copy of these waste discharge specifications shall be maintained at the discharge Facility so as to be available at all times to operating personnel.
- m. If there is any storage of hazardous or toxic materials or hydrocarbons at this Facility and if the Facility is not manned at all times, a 24-hour emergency response telephone number shall be prominently posted where it can easily be read from the outside.
- n. The Permittee shall file with the Regional Water Board a report of waste discharge at least 120 days before making any proposed change in the character, location or volume of the discharge.

- o. In the event of any change in name, ownership, or control of these waste disposal facilities, the Permittee shall notify the Regional Water Board of such change and shall notify the succeeding owner or operator of the existence of this Order by letter, a copy of which shall be forwarded to the Regional Water Board, 30 days prior to taking effect.
- p. The discharge of any pollutant resulting from the combustion of toxic or hazardous wastes to any waste stream that ultimately discharges to waters of the United States is prohibited, unless specifically authorized elsewhere in this Order.
- q. The Permittee shall notify the Executive Officer in writing no later than 6 months prior to planned discharge of any chemical, other than the products previously reported to the Executive Officer, which may be toxic to aquatic life. Such notification shall include:

  - i. Name and general composition of the chemical,
  - ii. Frequency of use,
  - iii. Quantities to be used,
  - iv. Proposed discharge concentrations, and
  - v. USEPA registration number, if applicable.
- r. Violation of any of the provisions of this Order may subject the Permittee to any of the penalties described herein or in Attachment D of this Order, or any combination thereof, at the discretion of the prosecuting authority; except that only one kind of penalty may be applied for each kind of violation.
- s. Failure to comply with provisions or requirements of this Order, or violation of other applicable laws or regulations governing discharges from this Facility, may subject the Permittee to administrative or civil liabilities, criminal penalties, and/or other enforcement remedies to ensure compliance. Additionally, certain violations may subject the Permittee to civil or criminal enforcement from appropriate local, state, or federal law enforcement entities.
- t. The CWC provides that any person who violates a waste discharge requirement or a provision of the CWC is subject to civil penalties of up to \$5,000 per day, \$10,000 per day, or \$25,000 per day of violation, or when the violation involves the discharge of pollutants, is subject to civil penalties of up to \$10 per gallon per day or \$25 per gallon per day of violation, or some combination thereof, depending on the violation, or upon the combination of violations.
- u. CWC section 13385(h)(i) requires the Regional Water Board to assess a mandatory minimum penalty of three-thousand dollars (\$3,000) for each serious violation. Pursuant to CWC section 13385(h)(2), a "serious violation" is defined as any waste discharge that violates the effluent limitations contained in the applicable waste discharge requirements for a Group II pollutant by 20 percent or more, or for a Group I pollutant by 40 percent or more. Appendix A of 40 CFR § 123.45 specifies the Group I and II pollutants. Pursuant to CWC section



13385.1(a)(1), a “serious violation” is also defined as “a failure to file a discharge monitoring report required pursuant to section 13383 for each complete period of 30 days following the deadline for submitting the report, if the report is designed to ensure compliance with limitations contained in waste discharge requirements that contain effluent limitations.”

- v. CWC section 13385(i) requires the Regional Water Board to assess a mandatory minimum penalty of three-thousand dollars (\$3,000) for each violation whenever a person violates a waste discharge requirement effluent limitation in any period of six consecutive months, except that the requirement to assess the mandatory minimum penalty shall not be applicable to the first three violations within that time period.
- w. Pursuant to CWC section 13385.1(d), for the purposes of section 13385.1 and subdivisions (h), (i), and (j) of section 13385, “effluent limitation” means a numeric restriction or a numerically expressed narrative restriction, on the quantity, discharge rate, concentration, or toxicity units of a pollutant or pollutants that may be discharged from an authorized location. An effluent limitation may be final or interim, and may be expressed as a prohibition. An effluent limitation, for these purposes, does not include a receiving water limitation, a compliance schedule, or a best management practice.
- x. CWC section 13387(e) provides that any person who knowingly makes any false statement, representation, or certification in any record or other document submitted or required to be maintained under this order, including monitoring reports or reports of compliance or noncompliance, or who knowingly falsifies, tampers with, or renders inaccurate any monitoring device or method required to be maintained in this order shall be punished by a fine of not more than twenty-five thousand dollars (\$25,000), imprisonment pursuant to subdivision (h) of Section 1170 of the Penal Code for 16, 20, or 24 months, or by both that fine and imprisonment. For a subsequent conviction, such a person shall be punished by a fine of not more than twenty-five thousand dollars (\$25,000) per day of violation, by imprisonment pursuant to subdivision (h) of Section 1170 of the Penal Code for two, three, or four years, or by both that fine and imprisonment.
- y. In the event the Permittee does not comply or will be unable to comply for any reason, with any prohibition, effluent limitation, or receiving water limitation of this Order, the Permittee shall notify the Chief of the Watershed Regulatory Section at the Regional Water Board by telephone (213) 576-6616, or by fax at (213) 576-6660 within 24 hours of having knowledge of such noncompliance, and shall confirm this notification in writing to the Regional Water Board within five days, unless the Regional Water Board waives confirmation. The written notification shall state the nature, time, duration, and cause of noncompliance, and shall describe the measures being taken to remedy the current noncompliance and, prevent recurrence including, where applicable, a schedule of implementation. The written notification shall also be submitted via email with reference to CI-0755 to [losangeles@waterboards.ca.gov](mailto:losangeles@waterboards.ca.gov). Other noncompliance requires written notification as above at the time of the normal monitoring report.

**B. Monitoring and Reporting Program (MRP) Requirements**

The Permittee shall comply with the MRP, and future revisions thereto, in Attachment E.

**C. Special Provisions**

**1. Reopener Provisions**

- a. This Order may be modified, revoked and reissued, or terminated for cause, including, but not limited to:
  - i. Violation of any term or condition contained in this Order;
  - ii. Obtaining this Order by misrepresentation, or by failure to disclose fully all relevant facts; or
  - iii. A change in any condition that requires either a temporary or permanent reduction or elimination of the authorized discharge.

The filing of a request by the Permittee for an Order modification, revocation, and issuance or termination, or a notification of planned changes or anticipated noncompliance does not stay any condition of this Order.

- b. This Order may be reopened for modification, or revocation and reissuance, as a result of the detection of a reportable priority pollutant generated by special conditions included in this Order. These special conditions may be, but are not limited to, fish tissue sampling, whole effluent toxicity testing, monitoring of internal waste stream(s), and monitoring for surrogate parameters. Additional requirements may be included in this Order as a result of the special condition monitoring data.
- c. This Order may be modified, in accordance with the provisions set forth in title 40 of the Code of Federal Regulations (40 CFR) parts 122 and 124 to include requirements for the implementation of a watershed protection management approach.
- d. The Board may modify, or revoke and reissue this Order if present or future investigations demonstrate that the discharge(s) governed by this Order will cause, have reasonable potential to cause, or contribute to adverse impacts on beneficial uses or degradation of the water quality of the receiving waters.
- e. This Order may also be modified, revoked, and reissued or terminated in accordance with the provisions of 40 CFR parts 122.44, 122.62 to 122.64, 125.62, and 125.64. Causes for taking such actions include, but are not limited to, failure to comply with any condition of this Order, endangerment to human health or the environment resulting from the permitted activity, or acquisition of newly obtained information which would have justified the application of different conditions if known at the time of Order adoption. The filing of a request by the Permittee for an Order modification, revocation and issuance, or termination, or a notification of planned changes or anticipated noncompliance does not stay any condition of this Order.
- f. This Order may be modified, in accordance with the provisions set forth in 40 CFR parts 122 to 124, to include new minimum levels (MLs).
- g. If an applicable toxic effluent standard or prohibition (including any schedule of compliance specified in such effluent standard or prohibition) is promulgated under section 307(a) of the CWA for a toxic pollutant and that standard or prohibition is

more stringent than any limitation on the pollutant in this Order, the Regional Water Board may institute proceedings under these regulations to modify or revoke and reissue the Orders to conform to the toxic effluent standard or prohibition.

- h. If more stringent applicable water quality standards are promulgated or approved pursuant to section 303 of the CWA, or amendments, thereto, the Regional Water Board will revise and modify this Order in accordance with such standards.
- i. This Order may be reopened and modified, to add or revise effluent limitations as a result of future Basin Plan Amendments, such as an update of a water quality objective, the adoption of a site specific objective, the adoption of a new TMDL for the San Gabriel River Watershed or a revision of any of the TMDLs within the San Gabriel River Watershed.
- j. This Order may be reopened and modified, to revise effluent limitations as a result of the delisting of a pollutant from the 303(d) list.
- k. This Order will be reopened and modified to revise any and all of the chronic toxicity testing provisions and effluent limitations to the extent necessary, to be consistent with any Toxicity Plan that is subsequently adopted by the State Water Board promptly after USEPA-approval of such Plan.
- l. This Order will be reopened and modified to the extent necessary, to be consistent with new policies, a new state-wide plan, new laws, or new regulations.
- m. This Order may be reopened to modify effluent limits if the lead and selenium waste load allocations are revised, following USEPA approval of a revised Metals TMDL for the San Gabriel River.
- n. Upon the request of the Permittee, the Regional Water Board will review future studies conducted by the Permittee to evaluate the appropriateness of utilizing dilution credits and/or attenuation factors if they are demonstrated to be appropriate and protective of the GWR beneficial use, on a pollutant-by-pollutant basis. Following this evaluation, this Order may be reopened to modify final effluent limitations, if at the conclusion of necessary studies conducted by the Permittee, the Regional Water Board determines that dilution credits, attenuation factors, or metal translators are warranted.

## **2. Special Studies, Technical Reports and Additional Monitoring Requirements**

### **a. Toxicity Reduction Requirements**

The Discharger shall prepare and submit a copy of the Discharger's initial investigation Toxicity Reduction Evaluation (TRE) work plan to the Executive Officer of the Regional Water Board in accordance with Monitoring and Reporting Section V.A.6.

### **b. Ammonia Site-Specific Objective (SSO) Evaluation**

Unlike the case of other JOS POTWs in the San Gabriel River watershed, the receiving water downstream of the Pomona WRP cannot be monitored for a continuous 100 feet downstream of the discharge point. The receiving water flows 19 feet before it reaches a culvert. At that point, the receiving water flows underneath a four-track railroad crossing. Flow re-surfaces at an unsafe location on the other side of the railroad crossing, and only for a few feet. Since access is restricted in the receiving water, the Discharger did not have to submit

a work plan for the Pomona WRP, to study the fluctuations in pH and temperature in the receiving water to determine the most suitable location in the receiving water, at which compliance with the ammonia receiving water WQO would be assessed. Instead, the ammonia receiving water point of compliance has been pre-selected as station RSW-001D.

**c. Treatment Plant Capacity**

The Permittee shall submit a written report to the Executive Officer of the Regional Water Board within 90 days after the "30-day (monthly) average" daily dry-weather flow equals or exceeds 75 percent of the design capacity of waste treatment and/or disposal facilities. The Permittee's senior administrative officer shall sign a letter, which transmits that report and certifies that the Permittee's policy-making body is adequately informed of the report's contents. The report shall include the following:

- (1) The average daily flow for the month, the date on which the peak flow occurred, the rate of that peak flow, and the total flow for the day;
- (2) The best estimate of when the monthly average daily dry-weather flow rate will equal or exceed the design capacity of the facilities; and,
- (3) A schedule for studies, design, and other steps needed to provide additional capacity for waste treatment and/or disposal facilities before the discharge flow rate equals the capacity of present units.

This requirement is applicable to those facilities which have not reached 75 percent of capacity as of the effective date of this Order. For those facilities that have reached 75 percent of capacity by that date but for which no such report has been previously submitted, such a report shall be filed within 90 days of the issuance of this Order.

**d. Special Study for Constituents of Emerging Concern (CECs)**

The permittee has completed the two required annual CECs Monitoring events and will not be required to conduct additional CEC monitoring at this time.

**3. Best Management Practices and Pollution Prevention**

- a. Storm Water Pollution Prevention Plan (SWPPP) – (Not Applicable)**
- b. Spill Clean-up Contingency Plan (SCCP)**

Within 90 days of the effective date of this Order, the Permittee is required to submit a SCCP, which describes the activities and protocols to address clean-up of spills, overflows, and bypasses of untreated or partially treated wastewater from the Permittee's collection system or treatment facilities that reach water bodies, including dry channels and beach sands. At a minimum, the plan shall include sections on spill clean-up and containment measures, public notification, and monitoring. The Permittee shall review and amend the plan as appropriate after each spill from the Facility or in the service area of the Facility. The Permittee shall include a discussion in the annual summary report of any modifications to the Plan and the application of the Plan to all spills during the year.

**c. Pollutant Minimization Program (PMP)**

Reporting protocols in MRP section X.B.4 describe sample results that are to be reported as Detected but Not Quantified (DNQ) or Not Detected (ND). Definitions for a reported Minimum Level (ML) and Method Detection Limit (MDL) are provided in Attachment A. These reporting protocols and definitions are used in determining the need to conduct a PMP as follows:

The Permittee shall develop and conduct a PMP as further described below when there is evidence (e.g., sample results reported as DNQ when the effluent limitation is less than the MDL; sample results from analytical methods more sensitive than those methods required by this Order; presence of whole effluent toxicity; health advisories for fish consumption; or, results of benthic or aquatic organism tissue sampling) that a pollutant is present in the effluent above an effluent limitation and either of the following is true:

- i. The concentration of the pollutant is reported as DNQ and the effluent limitation is less than the reported ML; or,
- ii. The concentration of the pollutant is reported as ND and the effluent limitation is less than the MDL, using definitions described in Attachment A and reporting protocols described in the MRP.

The goal of the PMP shall be to reduce all potential sources of a pollutant through pollutant minimization (control) strategies, including pollution prevention measures as appropriate, to maintain the effluent concentration at or below the effluent limitation. Pollution prevention measures may be particularly appropriate for persistent bioaccumulative priority pollutants where there is evidence that beneficial uses are being impacted. The Regional Water Board may consider cost-effectiveness when establishing the requirements of a PMP. The completion and implementation of a Pollution Prevention Plan (PPP), if required pursuant to CWC section 13263.3(d), shall be considered to fulfill the PMP requirements.

The PMP shall include, but not be limited to, the following actions and submittals acceptable to the Regional Water Board:

- i. An annual review and semi-annual monitoring of potential sources of the reportable pollutant(s), which may include fish tissue monitoring and other bio-uptake sampling;
- ii. Quarterly monitoring for the reportable pollutant(s) in the influent to the wastewater treatment system;
- iii. Submittal of a control strategy designed to proceed toward the goal of maintaining concentrations of the reportable pollutant(s) in the effluent at or below the effluent limitation;
- iv. Implementation of appropriate cost-effective control measures for the reportable pollutant(s), consistent with the control strategy; and
- v. An annual status report that shall be sent to the Regional Water Board including:
  - (1). All PMP monitoring results for the previous year;

- (2). A list of potential sources of the reportable pollutant(s);
- (3). A summary of all actions undertaken pursuant to the control strategy;  
and
- (4). A description of actions to be taken in the following year.

**4. Construction, Operation and Maintenance Specifications**

- a. Wastewater treatment facilities subject to this Order shall be supervised and operated by persons possessing certificates of appropriate grade pursuant to California Code of Regulations (CCR), title 23, division 3, chapter 26 (CWC sections 13625 – 13633).
- b. The Permittee shall maintain in good working order a sufficient alternate power source for operating the wastewater treatment and disposal facilities. All equipment shall be located to minimize failure due to moisture, liquid spray, flooding, and other physical phenomena. The alternate power source shall be designed to permit inspection and maintenance and shall provide for periodic testing. If such alternate power source is not in existence, the Permittee shall halt, reduce, or otherwise control all discharges upon the reduction, loss, or failure of the primary source of power.
- c. The Permittee shall provide standby or emergency power facilities and/or storage capacity or other means so that in the event of plant upset or outage due to power failure or other cause, discharge of raw or inadequately treated sewage does not occur.

**5. Special Provisions for Municipal Facilities (Publicly-Owned Treatment Works [POTWs] Only)**

- a. **Sludge Disposal Requirements (NOT APPLICABLE)**
- b. **Pretreatment Requirements**

- i. The Permittee has developed and implemented a Pretreatment Program that was previously submitted to this Regional Water Board. This Order requires implementation of the approved Pretreatment Program. Any violation of the Pretreatment Program will be considered a violation of this Order.
- ii. In 1972, the County Sanitation District of Los Angeles County's (Sanitation District) Board of Directors adopted the *Wastewater Ordinance*. The purpose of this Ordinance is to establish controls on users of the Sanitation District's sewerage system in order to protect the environment and public health, and to provide for the maximum beneficial use of the Sanitation District's facilities. This *Wastewater Ordinance*, as amended July 1, 1998, shall supersede all previous regulations and policies of the Sanitation Districts' governing items covered in this Ordinance. Specifically, the provisions of this Ordinance shall supersede the Districts' "Policy Governing Use of District Trunk Sewers" dated December 6, 1961, and shall amend the Sanitation Districts' "An Ordinance Regulating Sewer Construction, Sewer Use and Industrial Wastewater Discharges," dated April 1, 1972, and as amended July 1, 1975, July 1, 1980, July 1, 1983, and November 1, 1989.

- iii. In 2012, there were 429 categorical industrial user (CIU) permittees, 1,025 significant industrial user (SIU) permittees, and 1,640 other industrial users in the Sanitation District's entire Pretreatment Program. The Pomona WRP receives wastewater from ten CIUs and eight non-categorical SIUs.
  - iv. Any change to the program shall be reported to the Regional Water Board in writing and shall not become effective until approved by the Executive Officer in accordance with procedures established in 40 CFR § 403.18.
  - v. Applications for renewal or modification of this Order must contain information about industrial discharges to the POTW pursuant to 40 CFR § 122.21(j)(6). Pursuant to 40 CFR § 122.42(b) and provision VII.A of Attachment D, Standard Provisions, of this Order, the Permittee shall provide adequate notice of any new introduction of pollutants or substantial change in the volume or character of pollutants from industrial discharges which were not included in the permit application. Pursuant to 40 CFR § 122.44(j)(1), the Permittee shall annually identify and report, in terms of character and volume of pollutants, any Significant Industrial Users discharging to the POTW subject to Pretreatment Standards under section 307(b) of the CWA and 40 CFR § 403.
  - vi. The Permittee shall evaluate whether its pretreatment local limits are adequate to meet the requirements of this Order and shall submit a written technical report as required under section B.1 of Attachment H. The Pomona WRP is part of the Joint Outfall System (JOS), consisting of the Joint Water Pollution Control Plant (JWPCP) and the upstream plants. In the reevaluation of the local limits, the Permittee shall consider the effluent limitations contained in this Order, the contributions from the upstream WRPs in the JOS, and other relevant factors due to the interconnection of the Districts' WRPs within the JOS. The Permittee shall submit to the Regional Board revised local limits, as necessary, for Regional Board approval based on the schedule specified in the NPDES Permit issued to the JWPCP. In addition, the Permittee shall consider collection system overflow protection from such constituents as oil and grease, etc..
  - vii. The Permittee shall comply with requirements contained in Attachment H – Pretreatment Reporting Requirements.
- c. Collection System Requirements**
- i. The Permittee's collection system is part of the system that is subject to this Order. As such, the Permittee must properly operate and maintain its collection system (40 CFR § 122.41(e)). The Permittee must report any non-compliance (40 CFR § 122.41(l)(6) and (7)) and mitigate any discharge from the collection system in violation of this Order (40 CFR § 122.41(d)). See the Order at Attachment D, subsections I.D, V.E, V.H, and I.C., and the following section of this Order.

## 6. Spill Reporting Requirements

### a. Initial Notification

Although State and Regional Water Board staff do not have duties as first responders, this requirement is an appropriate mechanism to ensure that the agencies that do have first responder duties are notified in a timely manner in order to protect public health and beneficial uses. For certain spills, overflows and bypasses, the Permittee shall make notifications as required below:

- i. In accordance with the requirements of Health and Safety Code section 5411.5, the Permittee shall provide notification to the local health officer or the director of environmental health with jurisdiction over the affected water body of any unauthorized release of sewage or other waste that causes, or probably will cause, a discharge to any waters of the state as soon as possible, but no later than two hours after becoming aware of the release.
- ii. In accordance with the requirements of CWC section 13271, the Permittee shall provide notification to the California Office of Emergency Services (Cal OES) of the release of reportable amounts of hazardous substances or sewage that causes, or probably will cause, a discharge to any waters of the state as soon as possible, but not later than two hours after becoming aware of the release. The CCR, Title 23, section 2250, defines a reportable amount of sewage as being 1,000 gallons. The phone number for reporting these releases to the Cal OES is (800) 852-7550.
- iii. The Permittee shall notify the Regional Water Board of any unauthorized release of sewage from its POTW that causes, or probably will cause, a discharge to a water of the state as soon as possible, but not later than two hours after becoming aware of the release. This initial notification does not need to be made if the Permittee has notified Cal OES and the local health officer or the director of environmental health with jurisdiction over the affected waterbody. The phone number for reporting these releases of sewage to the Regional Water Board is (213) 576-6657. The phone numbers for after hours and weekend reporting of releases of sewage to the Regional Water Board are (213) 305-2284 and (213) 305-2253.

At a minimum, the following information shall be provided to the Regional Water Board:

- (1). The location, date, and time of the release;
- (2). The route of the spill including the water body that received or will receive the discharge;
- (3). An estimate of the amount of sewage or other waste released and the amount that reached a surface water at the time of notification;
- (4). If ongoing, the estimated flow rate of the release at the time of the notification; and,



- (5). The name, organization, phone number and email address of the reporting representative.

**b. Monitoring**

For spills, overflows and bypasses reported under section VI.C.6.a, the Permittee shall monitor as required below:

- i. To define the geographical extent of the spill's impact, the Permittee shall obtain grab samples (if feasible, accessible, and safe) for all spills, overflows or bypasses of any volume that reach any waters of the state (including surface and ground waters). The Permittee shall analyze the samples for total coliform, fecal coliforms, E. coli (if fecal coliform test shows positive), and enterococcus (if the spill reaches the marine waters), and relevant pollutants of concern, upstream and downstream of the point of entry of the spill (if feasible, accessible, and safe). This monitoring shall be done on a daily basis from the time the spill is known until the results of two consecutive sets of bacteriological monitoring indicate the return to the background level or the County Department of Public Health authorizes cessation of monitoring.

**c. Reporting**

The initial notification required under section VI.C.6.a shall be followed by:

- i. As soon as possible, but not later than twenty-four hours after becoming aware of an unauthorized discharge of sewage or other waste from its wastewater treatment plant to a water of the state, the Permittee shall submit a statement to the Regional Water Board by email at [augustine.anijelo@waterboards.ca.gov](mailto:augustine.anijelo@waterboards.ca.gov). If the discharge is 1,000 gallons or more, this statement shall certify that Cal OES has been notified of the discharge in accordance with CWC section 13271. The statement shall also certify that the local health officer or director of environmental health with jurisdiction over the affected water bodies has been notified of the discharge in accordance with Health and Safety Code section 5411.5. The statement shall also include at a minimum the following information:
  - (1). Agency, NPDES No., Order No., and MRP CI No., if applicable;
  - (2). The location, date, and time of the discharge;
  - (3). The water body that received the discharge;
  - (4). A description of the level of treatment of the sewage or other waste discharged;
  - (5). An initial estimate of the amount of sewage or other waste released and the amount that reached a surface water;
  - (6). The Cal OES control number and the date and time that notification of the incident was provided to Cal OES; and,
  - (7). The name of the local health officer or director of environmental health representative notified (if contacted directly); the date and time of notification; and the method of notification (e.g., phone, fax, email).

- ii. A written preliminary report five working days after disclosure of the incident is required. Submission to the Regional Water Board of the California Integrated Water Quality System (CIWQS) Sanitary Sewer Overflow (SSO) event number shall satisfy this requirement. Within 30 days after submitting the preliminary report, the Permittee shall submit the final written report to this Regional Water Board. (A copy of the final written report, for a given incident, already submitted pursuant to a statewide General WDRs for Wastewater Collection System Agencies (SSO WDR), may be submitted to the Regional Water Board to satisfy this requirement.) The written report shall document the information required in paragraph d below, monitoring results and any other information required in provisions of the Standard Provisions document including corrective measures implemented or proposed to be implemented to prevent/minimize future occurrences. The Executive Officer for just cause can grant an extension for submittal of the final written report.
- iii. The Permittee shall include a certification in the annual summary report (due according to the schedule in the MRP) that states that the sewer system emergency equipment, including alarm systems, backup pumps, standby power generators, and other critical emergency pump station components were maintained and tested in accordance with the Permittee's preventive maintenance plan. Any deviations from or modifications to the plan shall be discussed.

**d. Records**

The Permittee shall develop and maintain a record of all spills, overflows or bypasses of raw or partially treated sewage from its collection system or treatment plant. This record shall be made available to the Regional Water Board upon request and a spill summary shall be included in the annual summary report. The records shall contain:

- i. The date and time of each spill, overflow, or bypass;
- ii. The location of each spill, overflow, or bypass;
- iii. The estimated volume of each spill, overflow, and bypass including gross volume, amount recovered and amount not recovered, monitoring results as required by section VI.C.6.b;
- iv. The cause of each spill, overflow, or bypass;
- v. Whether each spill, overflow, or bypass entered a receiving water and, if so, the name of the water body and whether it entered via storm drains or other man-made conveyances;
- vi. Any mitigation measures implemented;
- vii. Any corrective measures implemented or proposed to be implemented to prevent/minimize future occurrences; and,

viii. The mandatory information included in SSO online reporting for finalizing and certifying the SSO report for each spill, overflow, or bypass under the SSO WDR.

**e. Activities Coordination**

Although not required by this Order, Regional Water Board expects that the POTW's owners/operators will coordinate their compliance activities for consistency and efficiency with other entities that have responsibilities to implement: (i) this NPDES permit, including the Pretreatment Program, (ii) a MS4 NPDES permit that may contain spill prevention, sewer maintenance, reporting requirements and (iii) the SSO WDR.

**f. Consistency with SSO WDRs**

The CWA prohibits the discharge of pollutants from point sources to surface waters of the United States unless authorized under an NPDES permit. (33 United States Code sections 1311, 1342). The State Water Board adopted *General Waste Discharge Requirements for Sanitary Sewer Systems*, (WQ Order No. 2006-0003-DWQ; SSO WDR) on May 2, 2006, to provide a consistent, statewide regulatory approach to address sanitary sewer overflows. The SSO WDR requires public agencies that own or operate sanitary sewer systems to apply for coverage under the SSO WDR, develop and implement sewer system management plans, and report all SSO to the State Water Board's online SSOs database. Regardless of the coverage obtained under the SSO WDR, the Permittee's collection system is part of the POTW that is subject to this NPDES permit. As such, pursuant to federal regulations, the Permittee must properly operate and maintain its collection system (40 CFR § 122.41 (e)), report any non-compliance (40 CFR § 122.41(1)(6) and (7)), and mitigate any discharge from the collection system in violation of this NPDES permit (40 CFR § 122.41(d)).

The requirements contained in this Order in sections VI.C.3.b (SCCP Plan section), VI.C.4 (Construction, Operation and Maintenance Specifications section), and VI.C.6 (Spill Reporting Requirements section) are intended to be consistent with the requirements of the SSO WDR. The Regional Water Board recognizes that there may be some overlap between these NPDES permit provisions and SSO WDR requirements, related to the collection systems. The requirements of the SSO WDR are considered the minimum thresholds (see finding 11 of State Water Board Order No. 2006-0003-DWQ). To encourage efficiency, the Regional Water Board will accept the documentation prepared by the Permittees under the SSO WDR for compliance purposes as satisfying the requirements in sections VI.C.3.b, VI.C.4, and VI.C.6 provided the more stringent provisions contained in this NPDES permit are also addressed. Pursuant to SSO WDR, section D, provision 2(iii) and (iv), the provisions of this NPDES permit supersede the SSO WDR, for all purposes, including enforcement, to the extent the requirements may be deemed duplicative

**7. Compliance Schedules (NOT APPLICABLE)**

There are no compliance schedules included in this NPDES Order.

## VII. COMPLIANCE DETERMINATION

Compliance with the effluent limitations contained in section IV of this Order will be determined as specified below:

### A. General

Compliance with effluent limitations for priority pollutants shall be determined using sample reporting protocols defined in the MRP and Attachment A of this Order. For purposes of reporting and administrative enforcement by the Regional and State Water Boards, the Permittee shall be deemed out of compliance with effluent limitations if the concentration of the priority pollutant in the monitoring sample is greater than the effluent limitation and greater than or equal to the reporting level (RL).

### B. Multiple Sample Data

When determining compliance with a measure of central tendency (arithmetic mean, geometric mean, median, etc.) of multiple sample analyses and the data set contains one or more reported determinations of DNQ or ND, the Permittee shall compute the median in place of the arithmetic mean in accordance with the following procedure:

1. The data set shall be ranked from low to high, ranking the reported ND determinations lowest, DNQ determinations next, followed by quantified values (if any). The order of the individual ND or DNQ determinations is unimportant.
2. The median value of the data set shall be determined. If the data set has an odd number of data points, then the median is the middle value. If the data set has an even number of data points, then the median is the average of the two values around the middle unless one or both of the points are ND or DNQ, in which case the median value shall be the lower of the two data points where DNQ is lower than a value and ND is lower than DNQ.

### C. Average Monthly Effluent Limitation (AMEL)

If the average (or when applicable, the median determined by subsection B above for multiple sample data) of daily discharges over a calendar month exceeds the AMEL for a given parameter, this will represent a single violation, though the Permittee may be considered out of compliance for each day of that month for that parameter (e.g., resulting in 31 days of non-compliance in a 31-day month). If only a single sample is taken during the calendar month and the analytical result for that sample exceeds the AMEL, the Permittee may be considered out of compliance for that calendar month. The Permittee will only be considered out of compliance for days when the discharge occurs. For any one calendar month during which no sample (daily discharge) is taken, no compliance determination can be made for that calendar month with respect to the AMEL.

If the analytical result of a single sample, monitored monthly, quarterly, semiannually, or annually, does not exceed the AMEL for a given parameter, the Permittee will have demonstrated compliance with the AMEL for each day of that month for that parameter.

If the analytical result of any single sample, monitored monthly, quarterly, semiannually, or annually, exceeds the AMEL for any parameter, the Permittee may collect up to four additional samples within the same calendar month. All analytical results shall be reported in the monitoring report for that month. The concentration of pollutant (an

arithmetic mean or a median) in these samples estimated from the "Multiple Sample Data Reduction" section above, will be used for compliance determination.

In the event of noncompliance with an AMEL, the sampling frequency for that parameter shall be increased to weekly and shall continue at this level until compliance with the AMEL has been demonstrated.

**D. Average Weekly Effluent Limitation (AWEL)**

If the average of daily discharges over a calendar week exceeds the AWEL for a given parameter, an alleged violation will be flagged and the Permittee will be considered out of compliance for each day of that week for that parameter, resulting in 7 days of non-compliance. The average of daily discharges over the calendar week that exceeds the AWEL for a parameter will be considered out of compliance for that week only. If only a single sample is taken during the calendar week and the analytical result for that sample exceeds the AWEL, the Permittee will be considered out of compliance for that calendar week. For any one calendar week during which no sample (daily discharge) is taken, no compliance determination can be made for that calendar week with respect to the AWEL.

A calendar week will begin on Sunday and end on Saturday. Partial calendar weeks at the end of calendar month will be carried forward to the next month in order to calculate and report a consecutive seven-day average value on Saturday.

**E. Maximum Daily Effluent Limitation (MDEL)**

If a daily discharge exceeds the MDEL for a given parameter, an alleged violation will be flagged and the Permittee will be considered out of compliance for that parameter for that one day only within the reporting period. If no sample (daily discharge) is taken over a calendar day, no compliance determination can be made for that day with respect to effluent violation determination, but compliance determination can be made for that day with respect to reporting violation determination.

**F. Instantaneous Minimum Effluent Limitation**

If the analytical result of a single grab sample is lower than the instantaneous minimum effluent limitation for a parameter, an alleged violation will be flagged and the Permittee will be considered out of compliance for that parameter for that single sample. Non-compliance for each sample will be considered separately (e.g., the results of two grab samples taken within a calendar day that both are lower than the instantaneous minimum effluent limitation would result in two instances of non-compliance with the instantaneous minimum effluent limitation).

**G. Instantaneous Maximum Effluent Limitation**

If the analytical result of a single grab sample is higher than the instantaneous maximum effluent limitation for a parameter, an alleged violation will be flagged and the Permittee will be considered out of compliance for that parameter for that single sample. Non-compliance for each sample will be considered separately (e.g., the results of two grab samples taken within a calendar day that both exceed the instantaneous maximum effluent limitation would result in two instances of non-compliance with the instantaneous maximum effluent limitation).

**H. Six-month Median Effluent Limitation**

If the median of daily discharges over any 180-day period exceeds the six-month median effluent limitation for a given parameter, an alleged violation will be flagged and the Permittee will be considered out of compliance for each day of that 180-day period for that parameter. The next assessment of compliance will occur after the next sample is taken. If only a single sample is taken during a given 180-day period and the analytical result for that sample exceeds the six-month median, the Permittee will be considered out of compliance for the 180-day period. For any 180-period during which no sample is taken, no compliance determination can be made for the six-month median effluent limitation.

**I. Monthly Median Effluent Limitation (MMEL)**

If the median of daily discharges over a calendar month exceeds the MMEL for a given parameter, an alleged violation will be flagged and the Permittee will be considered out of compliance for each day of that month for that parameter (e.g., resulting in 31 days of non-compliance in a 31-day month). However, an alleged violation of the MMEL will be considered one violation for the purpose of assessing State mandatory minimum penalties. If no sample (daily discharge) is taken over a calendar month, no compliance determination can be made for that month with respect to effluent violation determination, but compliance determination can be made for that month with respect to reporting violation determination.

**J. Chronic Toxicity**

The discharge is subject to determination of "Pass" or "Fail" and "Percent Effect" from a single-effluent concentration chronic toxicity test at the discharge IWC using the Test of Significant Toxicity (TST) approach described in National Pollutant Discharge Elimination System Test of Significant Toxicity Implementation Document (EPA 833-R-10-003, 2010), Appendix A, Figure A-1, and Table A-1. The null hypothesis ( $H_0$ ) for the TST approach is: Mean discharge IWC response  $\leq 0.75 \times$  Mean control response. A test result that rejects this null hypothesis is reported as "Pass". A test result that does not reject this null hypothesis is reported as "Fail". The relative "Percent Effect" at the discharge IWC is defined and reported as:  $((\text{Mean control response} - \text{Mean discharge IWC response}) \div \text{Mean control response}) \times 100$ .

The Maximum Daily Effluent Limitation (MDEL) for chronic toxicity is exceeded and a violation will be flagged when a chronic toxicity test, analyzed using the TST approach, results in "Fail" and the "Percent Effect" is  $\geq 0.50$ .

The Median Monthly Effluent Limitation (MMEL) for chronic toxicity is exceeded and a violation will be flagged when the median of no more than three independent chronic toxicity tests, conducted within the same calendar month and analyzed using the TST approach, results in "Fail". The MMEL for chronic toxicity shall only apply when there is a discharge more than one day in a calendar month period. During such calendar months, up to three independent toxicity tests are required when one toxicity test results in "Fail".

The chronic toxicity MDEL and MMEL are set at the IWC for the discharge (100% effluent) and expressed in units of the TST approach ("Pass" or "Fail", "Percent Effect"). All NPDES effluent compliance monitoring for the chronic toxicity MDEL and MMEL shall be reported using only the 100% effluent concentration and negative control, expressed in

units of the TST. The TST hypothesis ( $H_0$ ) (see above) is not tested using a multi-concentration test design; therefore, the concentration-response relationship for the effluent and/or PMSDs shall not be used to interpret the TST result reported as the effluent compliance monitoring result. While the Permittee can opt to monitor the chronic toxicity of the effluent using five or more effluent dilutions (including 100% effluent and negative control) only the TST result will be considered for compliance purposes. The Board may consider results of any TIE/TRE studies in an enforcement action.

**K. Percent Removal**

The average monthly percent removal is the removal efficiency expressed in percentage across a treatment plant for a given pollutant parameter, as determined from the 30-day average values of pollutant concentrations ( $C$  in mg/L) of influent and effluent samples collected at about the same time using the following equation:

$$\text{Percent Removal (\%)} = [1 - (C_{\text{Effluent}}/C_{\text{Influent}})] \times 100 \%$$

When preferred, the Permittee may substitute mass loadings and mass emissions for the concentrations.

**L. Mass and Concentration Limitations**

Compliance with mass and concentration effluent limitations for the same parameter shall be determined separately with their respective limitations. When the concentration of a constituent in an effluent sample is determined to be ND or DNQ, the corresponding mass emission rate determined from that sample concentration shall also be reported as ND or DNQ.

**M. Compliance with single constituent effluent limitations**

Permittees may be considered out of compliance with the effluent limitation if the concentration of the pollutant (see section B "Multiple Sample Data Reduction" above) in the monitoring sample is greater than the effluent limitation and greater than or equal to the RL.

**N. Compliance with effluent limitations expressed as a sum of several constituents**

Permittees are out of compliance with an effluent limitation which applies to the sum of a group of chemicals (e.g., PCB's) if the sum of the individual pollutant concentrations is greater than the effluent limitation. Individual pollutants of the group will be considered to have a concentration of zero if the constituent is reported as ND or DNQ.

**O. Compliance with 2,3,7,8-TCDD Equivalents**

TCDD equivalents shall be calculated using the following formula, where the Minimum Levels (MLs), and toxicity equivalency factors (TEFs) are as provided in the table below. The Permittee shall report all measured values of individual congeners, including data qualifiers. When calculating TCDD equivalents, the Permittee shall set congener concentrations below the minimum levels to zero. USEPA method 1613 may be used to analyze dioxin and furan congeners.

$$\text{Dioxin Concentration} = \sum_1^{17} (TEQ_i) = \sum_1^{17} (C_i)(TEF_i)$$

where:

$C_i$  = individual concentration of a dioxin or furan congener

TEF<sub>i</sub> = individual TEF for a congener

**MLs and TEFs**

Congeners	MLs (pg/L)	TEFs
2,3,7,8-TetraCDD	10	1.0
1,2,3,7,8-PentaCDD	50	1.0
1,2,3,4,7,8-HexaCDD	50	0.1
1,2,3,6,7,8-HexaCDD	50	0.1
1,2,3,7,8,9-HexaCDD	50	0.1
1,2,3,4,6,7,8-HeptaCDD	50	0.01
OctaCDD	100	0.0001
2,3,7,8-TetraCDF	10	0.1
1,2,3,7,8-PentaCDF	50	0.05
2,3,4,7,8-PentaCDF	50	0.5
1,2,3,4,7,8-HexaCDF	50	0.1
1,2,3,6,7,8-HexaCDF	50	0.1
1,2,3,7,8,9-HexaCDF	50	0.1
2,3,4,6,7,8-HexaCDF	50	0.1
1,2,3,4,6,7,8-HeptaCDFs	50	0.01
1,2,3,4,7,8,9-HeptaCDFs	50	0.01
OctaCDF	100	0.0001

**P. Mass Emission Rate**

The mass emission rate shall be obtained from the following calculation for any calendar day:

$$\text{Mass emission rate (lb/day)} = \frac{8.34}{N} \sum_{i=1}^N Q_i C_i$$

$$\text{Mass emission rate (kg/day)} = \frac{3.79}{N} \sum_{i=1}^N Q_i C_i$$

in which 'N' is the number of samples analyzed in any calendar day. 'Q<sub>i</sub>' and 'C<sub>i</sub>' are the flow rate (mgd) and the constituent concentration (mg/L), respectively, which are associated with each of the 'N' grab samples, which may be taken in any calendar day. If a composite sample is taken, 'C<sub>i</sub>' is the concentration measured in the composite sample and 'Q<sub>i</sub>' is the average flow rate occurring during the period over which samples are composited.

The daily concentration of all constituents shall be determined from the flow-weighted average of the same constituents in the combined waste streams as follows:

$$\text{Daily concentration} = \frac{1}{Q_t} \sum_{i=1}^N Q_i C_i$$



in which 'N' is the number of component waste streams. 'Qi' and 'Ci' are the flow rate (MGD) and the constituent concentration (mg/L), respectively, which are associated with each of the 'N' waste streams. 'Qt' is the total flow rate of the combined waste streams.

**Q. Bacterial Standards and Analysis**

1. The geometric mean used for determining compliance with bacterial standards is calculated with the following equation:

$$\text{Geometric Mean} = (C_1 \times C_2 \times \dots \times C_n)^{1/n}$$

where n is the number of days samples were collected during the period and C is the concentration of bacteria (MPN/100 mL or CFU/100 mL) found on each day of sampling.

2. For bacterial analyses, sample dilutions should be performed so the expected range of values is bracketed (for example, with multiple tube fermentation method or membrane filtration method, 2 to 16,000 per 100 ml for total and fecal coliform, at a minimum, and 1 to 1000 per 100 ml for enterococcus). The detection methods used for each analysis shall be reported with the results of the analyses.
3. Detection methods used for coliforms (total and fecal) shall be those presented in Table 1A of 40 CFR part 136, unless alternate methods have been approved by USEPA pursuant to 40 CFR part 136, or improved methods have been determined by the Executive Officer and/or USEPA.
4. Detection methods used for enterococcus shall be those presented in Table 1A of 40 CFR part 136 or in the USEPA publication EPA 600/4-85/076, Test Methods for Escherichia coli and Enterococci in Water By Membrane Filter Procedure or any improved method determined by the Executive Officer and/or USEPA to be appropriate.

**R. Single Operational Upset (SOU)**

A SOU that leads to simultaneous violations of more than one pollutant parameter shall be treated as a single violation and limits the Permittee's liability in accordance with the following conditions:

1. A SOU is broadly defined as a single unusual event that temporarily disrupts the usually satisfactory operation of a system in such a way that it results in violation of multiple pollutant parameters.
2. A Permittee may assert SOU to limit liability only for those violations which the Permittee submitted notice of the upset as required in Provision V.E.2(b) of Attachment D – Standard Provisions.
3. For purpose outside of CWC section 13385 subdivisions (h) and (i), determination of compliance and civil liability (including any more specific definition of SOU, the requirements for Permittees to assert the SOU limitation of liability, and the manner of counting violations) shall be in accordance with USEPA Memorandum "Issuance of Guidance Interpreting Single Operational Upset" (September 27, 1989).
4. For purpose of CWC section 13385 (h) and (i), determination of compliance and civil liability (including any more specific definition of SOU, the requirements for Permittees to assert the SOU limitation of liability, and the manner of counting violations) shall be in accordance with CWC section 13385 (f)(2).

## ATTACHMENT A – DEFINITIONS

### **Arithmetic Mean ( $\mu$ )**

Also called the average, is the sum of measured values divided by the number of samples. For ambient water concentrations, the arithmetic mean is calculated as follows:

Arithmetic mean =  $\mu = \Sigma x / n$  where:  $\Sigma x$  is the sum of the measured ambient water concentrations, and  $n$  is the number of samples.

### **Average Monthly Effluent Limitation (AMEL)**

The highest allowable average of daily discharges over a calendar month, calculated as the sum of all daily discharges measured during a calendar month divided by the number of daily discharges measured during that month.

### **Average Weekly Effluent Limitation (AWEL)**

The highest allowable average of daily discharges over a calendar week (Sunday through Saturday), calculated as the sum of all daily discharges measured during a calendar week divided by the number of daily discharges measured during that week.

### **Bioaccumulative**

Those substances taken up by an organism from its surrounding medium through gill membranes, epithelial tissue, or from food and subsequently concentrated and retained in the body of the organism.

### **Biosolids**

Sewage sludge that has been treated and tested and shown to be capable of being beneficially and legally used pursuant to federal and state regulations as a soil amendment for agricultural, silvicultural, horticultural, and land reclamation activities as specified under 40 C.F.R. Part 503.

### **Carcinogenic**

Pollutants are substances that are known to cause cancer in living organisms.

### **Coefficient of Variation (CV)**

CV is a measure of the data variability and is calculated as the estimated standard deviation divided by the arithmetic mean of the observed values.

### **Daily Discharge**

Daily Discharge is defined as either: (1) the total mass of the constituent discharged over the calendar day (12:00 am through 11:59 pm) or any 24-hour period that reasonably represents a calendar day for purposes of sampling (as specified in the permit), for a constituent with limitations expressed in units of mass or; (2) the unweighted arithmetic mean measurement of the constituent over the day for a constituent with limitations expressed in other units of measurement (e.g., concentration).

The daily discharge may be determined by the analytical results of a composite sample taken over the course of one day (a calendar day or other 24-hour period defined as a day) or by the arithmetic mean of analytical results from one or more grab samples taken over the course of the day.

For composite sampling, if 1 day is defined as a 24-hour period other than a calendar day, the analytical result for the 24-hour period will be considered as the result for the calendar day in which the 24-hour period ends.

**Detected, but Not Quantified (DNQ)**

DNQ are those sample results less than the RL, but greater than or equal to the laboratory's MDL. Sample results reported as DNQ are estimated concentrations.

**Dilution Credit**

Dilution Credit is the amount of dilution granted to a discharge in the calculation of a water quality-based effluent limitation, based on the allowance of a specified mixing zone. It is calculated from the dilution ratio or determined through conducting a mixing zone study or modeling of the discharge and receiving water.

**Effluent Concentration Allowance (ECA)**

ECA is a value derived from the water quality criterion/objective, dilution credit, and ambient background concentration that is used, in conjunction with the coefficient of variation for the effluent monitoring data, to calculate a long-term average (LTA) discharge concentration. The ECA has the same meaning as waste load allocation (WLA) as used in USEPA guidance (Technical Support Document For Water Quality-based Toxics Control, March 1991, second printing, EPA/505/2-90-001).

**Enclosed Bays**

Enclosed Bays means indentations along the coast that enclose an area of oceanic water within distinct headlands or harbor works. Enclosed bays include all bays where the narrowest distance between the headlands or outermost harbor works is less than 75 percent of the greatest dimension of the enclosed portion of the bay. Enclosed bays include, but are not limited to, Humboldt Bay, Bodega Harbor, Tomales Bay, Drake's Estero, San Francisco Bay, Morro Bay, Los Angeles-Long Beach Harbor, Upper and Lower Newport Bay, Mission Bay, and San Diego Bay. Enclosed bays do not include inland surface waters or ocean waters.

**Estimated Chemical Concentration**

The estimated chemical concentration that results from the confirmed detection of the substance by the analytical method below the ML value.

**Estuaries**

Estuaries means waters, including coastal lagoons, located at the mouths of streams that serve as areas of mixing for fresh and ocean waters. Coastal lagoons and mouths of streams that are temporarily separated from the ocean by sandbars shall be considered estuaries. Estuarine waters shall be considered to extend from a bay or the open ocean to a point upstream where there is no significant mixing of fresh water and seawater. Estuarine waters included, but are not limited to, the Sacramento-San Joaquin Delta, as defined in CWC section 12220, Suisun Bay, Carquinez Strait downstream to the Carquinez Bridge, and appropriate areas of the Smith, Mad, Eel, Noyo, Russian, Klamath, San Diego, and Otay rivers. Estuaries do not include inland surface waters or ocean waters.

**Inland Surface Waters**

All surface waters of the state that do not include the ocean, enclosed bays, or estuaries.

**Instantaneous Maximum Effluent Limitation**

The highest allowable value for any single grab sample or aliquot (i.e., each grab sample or aliquot is independently compared to the instantaneous maximum limitation).

**Instantaneous Minimum Effluent Limitation**

The lowest allowable value for any single grab sample or aliquot (i.e., each grab sample or aliquot is independently compared to the instantaneous minimum limitation).

**Maximum Daily Effluent Limitation (MDEL)**

The highest allowable daily discharge of a pollutant, over a calendar day (or 24-hour period). For pollutants with limitations expressed in units of mass, the daily discharge is calculated as the total mass of the pollutant discharged over the day. For pollutants with limitations expressed in other units of measurement, the daily discharge is calculated as the arithmetic mean measurement of the pollutant over the day.

**Median**

The middle measurement in a set of data. The median of a set of data is found by first arranging the measurements in order of magnitude (either increasing or decreasing order). If the number of measurements ( $n$ ) is odd, then the median =  $X_{(n+1)/2}$ . If  $n$  is even, then the median =  $(X_{n/2} + X_{(n/2)+1})/2$  (i.e., the midpoint between the  $n/2$  and  $n/2+1$ ).

**Method Detection Limit (MDL)**

MDL is the minimum concentration of a substance that can be measured and reported with 99 percent confidence that the analyte concentration is greater than zero, as defined in 40 CFR part 136, Attachment B, revised as of July 3, 1999.

**Minimum Level (ML)**

ML is the concentration at which the entire analytical system must give a recognizable signal and acceptable calibration point. The ML is the concentration in a sample that is equivalent to the concentration of the lowest calibration standard analyzed by a specific analytical procedure, assuming that all the method specified sample weights, volumes, and processing steps have been followed.

**Mixing Zone**

Mixing Zone is a limited volume of receiving water that is allocated for mixing with a wastewater discharge where water quality criteria can be exceeded without causing adverse effects to the overall water body.

**Not Detected (ND)**

Sample results which are less than the laboratory's MDL.

**Persistent Pollutants**

Persistent pollutants are substances for which degradation or decomposition in the environment is nonexistent or very slow.

**Pollutant Minimization Program (PMP)**

PMP means waste minimization and pollution prevention actions that include, but are not limited to, product substitution, waste stream recycling, alternative waste management methods, and education of the public and businesses. The goal of the PMP shall be to reduce all potential sources of a priority pollutant(s) through pollutant minimization (control) strategies, including pollution prevention measures as appropriate, to maintain the effluent concentration at or below the water quality-based effluent limitation. Pollution prevention measures may be particularly appropriate for persistent bioaccumulative priority pollutants where there is evidence that beneficial uses are being impacted. The Regional Water Board may consider cost effectiveness when establishing the requirements of a PMP. The completion and implementation of a Pollution

Prevention Plan, if required pursuant to CWC section 13263.3(d), shall be considered to fulfill the PMP requirements.

**Pollution Prevention**

Pollution Prevention means any action that causes a net reduction in the use or generation of a hazardous substance or other pollutant that is discharged into water and includes, but is not limited to, input change, operational improvement, production process change, and product reformulation (as defined in CWC section 13263.3). Pollution prevention does not include actions that merely shift a pollutant in wastewater from one environmental medium to another environmental medium, unless clear environmental benefits of such an approach are identified to the satisfaction of the State Water Resources Control Board (State Water Board) or Regional Water Board.

**Reporting Level (RL)**

The RL is the ML (and its associated analytical method) chosen by the Permittee for reporting and compliance determination from the MLs included in this Order, including an additional factor if applicable as discussed herein. The MLs included in this Order correspond to approved analytical methods for reporting a sample result that are selected by the Regional Water Board either from Appendix 4 of the SIP in accordance with section 2.4.2 of the SIP or established in accordance with section 2.4.3 of the SIP. The ML is based on the proper application of method-based analytical procedures for sample preparation and the absence of any matrix interferences. Other factors may be applied to the ML depending on the specific sample preparation steps employed. For example, the treatment typically applied in cases where there are matrix-effects is to dilute the sample or sample aliquot by a factor of ten. In such cases, this additional factor must be applied to the ML in the computation of the RL.

**Source of Drinking Water**

Any water designated as municipal or domestic supply (MUN) in a Regional Water Board Basin Plan.

**Standard Deviation ( $\sigma$ )**

Standard Deviation is a measure of variability that is calculated as follows:

$$\sigma = (\sum[(x - \mu)^2]/(n - 1))^{0.5}$$

where:

x is the observed value;

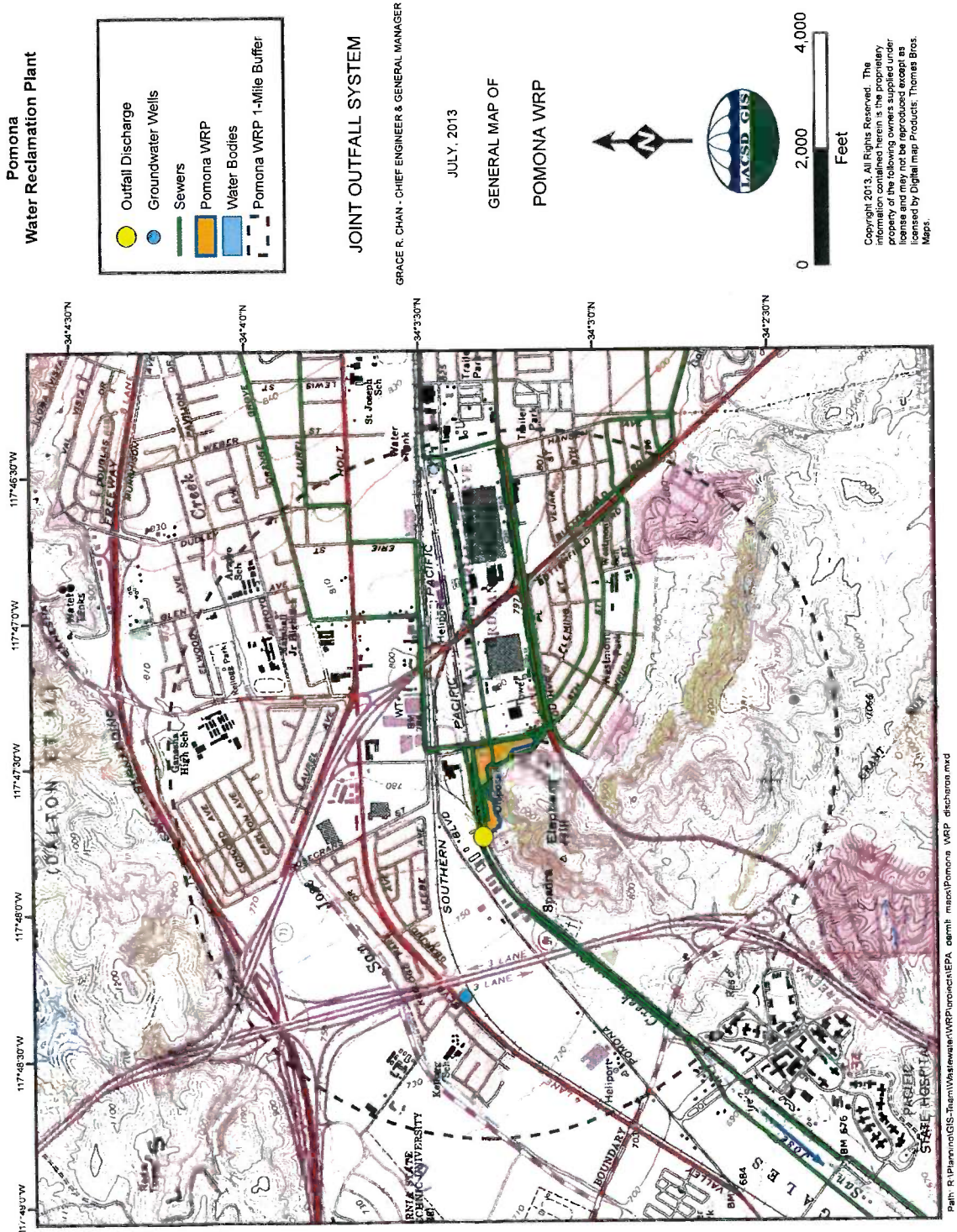
$\mu$  is the arithmetic mean of the observed values; and

n is the number of samples.

**Toxicity Reduction Evaluation (TRE)**

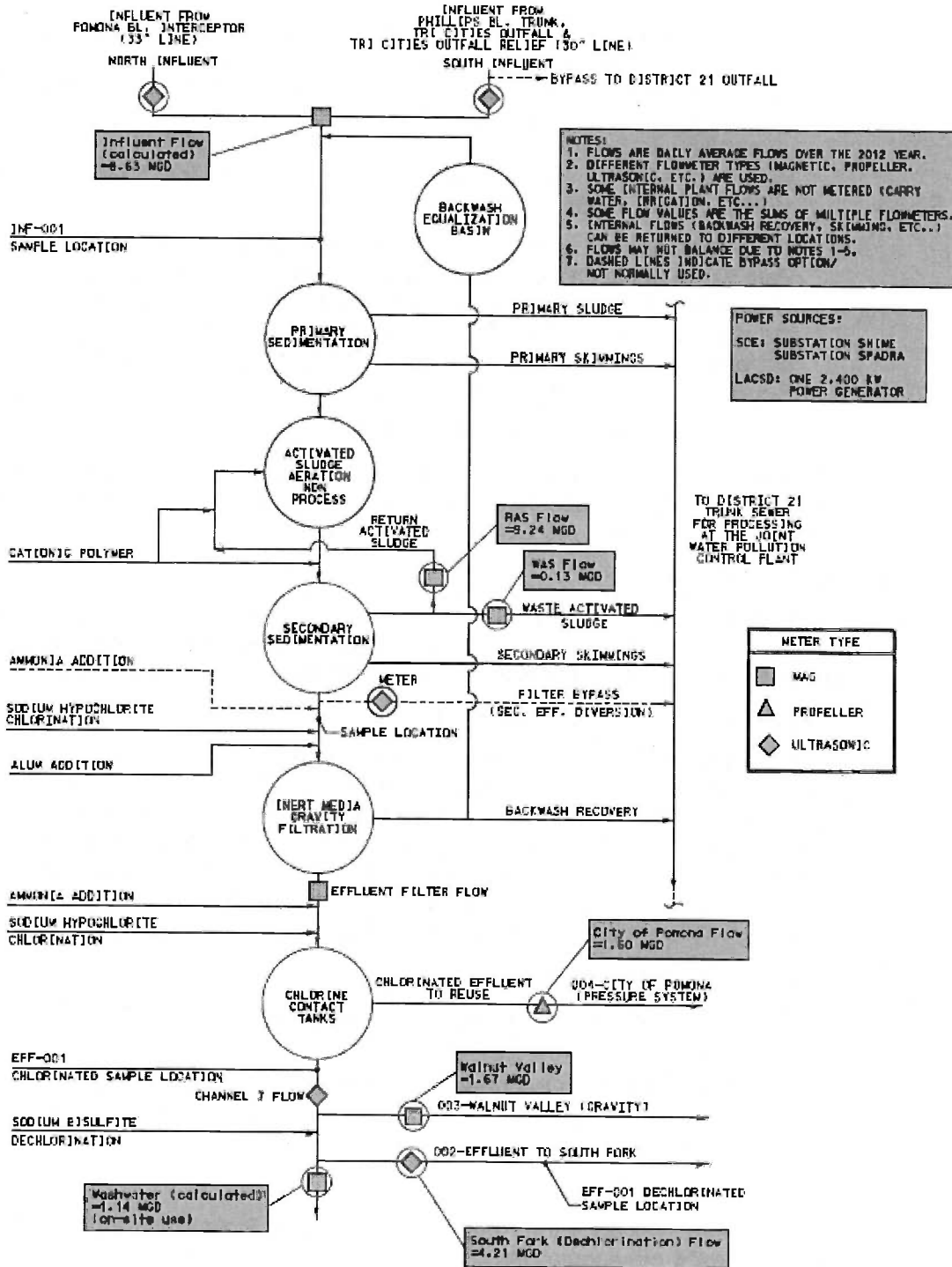
TRE is a study conducted in a step-wise process designed to identify the causative agents of effluent or ambient toxicity, isolate the sources of toxicity, evaluate the effectiveness of toxicity control options, and then confirm the reduction in toxicity. The first steps of the TRE consist of the collection of data relevant to the toxicity, including additional toxicity testing, and an evaluation of Facility operations and maintenance practices, and best management practices. A Toxicity Identification Evaluation (TIE) may be required as part of the TRE, if appropriate. (A TIE is a set of procedures to identify the specific chemical(s) responsible for toxicity. These procedures are performed in three phases (characterization, identification, and confirmation) using aquatic organism toxicity tests.)

ATTACHMENT B – MAP OF POMONA WRP & SURROUNDING AREA



ATTACHMENT C – FLOW SCHEMATIC

POMONA WATER RECLAMATION PLANT  
PROCESS SCHEMATIC



R:\OPERATIONS\OTHER\PROCESS SCHEMATICS\POMONA 3014.DGN

## ATTACHMENT D – STANDARD PROVISIONS

### I. STANDARD PROVISIONS – PERMIT COMPLIANCE

#### A. Duty to Comply

1. The Permittee must comply with all of the terms, requirements, and conditions of this Order. Any noncompliance constitutes a violation of the Clean Water Act (CWA), its regulations, and the California Water Code (CWC) and is grounds for enforcement action, for permit termination, revocation and reissuance, or modification; denial of a permit renewal application; or a combination thereof. (40 CFR § 122.41(a); California Water Code (CWC) sections 13261, 13263, 13264, 13265, 13268, 13000, 13001, 13304, 13350, 13385.)
2. The Permittee shall comply with effluent standards or prohibitions established under Part 307(a) of the CWA for toxic pollutants and with standards for sewage sludge use or disposal established under section 405(d) of the CWA within the time provided in the regulations that establish these standards or prohibitions, even if this Order has not yet been modified to incorporate the requirement. (Title 40 of the Code of Federal Regulations (40 CFR) § 122.41(a)(1).)

#### B. Need to Halt or Reduce Activity Not a Defense

It shall not be a defense for a Permittee in an enforcement action that it would have been necessary to halt or reduce the permitted activity in order to maintain compliance with the conditions of this Order. (40 CFR § 122.41(c).)

#### C. Duty to Mitigate

The Permittee shall take all reasonable steps to minimize or prevent any discharge or sludge use or disposal in violation of this Order that has a reasonable likelihood of adversely affecting human health or the environment. (40 CFR § 122.41(d).)

#### D. Proper Operation and Maintenance

The Permittee shall at all times properly operate and maintain all facilities and systems of treatment and control (and related appurtenances) which are installed or used by the Permittee to achieve compliance with the conditions of this Order. Proper operation and maintenance also includes adequate laboratory controls and appropriate quality assurance procedures. This provision requires the operation of backup or auxiliary facilities or similar systems that are installed by a Permittee only when necessary to achieve compliance with the conditions of this Order. (40 CFR § 122.41(e).)

#### E. Property Rights

1. This Order does not convey any property rights of any sort or any exclusive privileges. (40 CFR § 122.41(g).)
2. The issuance of this Order does not authorize any injury to persons or property or invasion of other private rights, or any infringement of state or local law or regulations. (40 CFR § 122.5(c).)

#### F. Inspection and Entry

The Permittee shall allow the Regional Water Board, State Water Board, USEPA, and/or their authorized representatives (including an authorized contractor acting as their representative), upon the presentation of credentials and other documents, as may be



required by law, to (33 U.S.C. section 1318(a)(4)(B); 40 CFR § 122.41(i); CWC sections 13267 and 13383):

1. Enter upon the Permittee's premises where a regulated facility or activity is located or conducted, or where records are kept under the conditions of this Order (33 U.S.C. section 1318(a)(4)(B)(i); 40 CFR § 122.41(i)(1); CWC sections 13267 and 13383);
2. Have access to and copy, at reasonable times, any records that must be kept under the conditions of this Order (33 U.S.C. section 1318(a)(4)(B)(ii); 40 CFR § 122.41(i)(2); CWC sections 13267 and 13383);
3. Inspect and photograph, at reasonable times, any facilities, equipment (including monitoring and control equipment), practices, or operations regulated or required under this Order (33 U.S.C. section 1318(a)(4)(B)(ii); 40 CFR § 122.41(i)(3); CWC sections 13267 and 13383); and
4. Sample or monitor, at reasonable times, for the purposes of assuring Order compliance or as otherwise authorized by the CWA or the CWC, any substances or parameters at any location. (33 U.S.C. section 1318(a)(4)(B); 40 CFR § 122.41(i)(4); CWC sections 13267 and 13383)

#### **G. Bypass**

##### **1. Definitions**

- a. "Bypass" means the intentional diversion of waste streams from any portion of a treatment facility. (40 CFR § 122.41(m)(1)(i).)
- b. "Severe property damage" means substantial physical damage to property, damage to the treatment facilities, which causes them to become inoperable, or substantial and permanent loss of natural resources that can reasonably be expected to occur in the absence of a bypass. Severe property damage does not mean economic loss caused by delays in production. (40 CFR § 122.41(m)(1)(ii).)

2. *Bypass not exceeding limitations.* The Permittee may allow any bypass to occur which does not cause exceedances of effluent limitations, but only if it is for essential maintenance to assure efficient operation. These bypasses are not subject to the provisions listed in Standard Provisions – Permit Compliance I.G.3, I.G.4, and I.G.5 below. (40 CFR § 122.41(m)(2).)

3. *Prohibition of bypass.* Bypass is prohibited, and the Regional Water Board may take enforcement action against a Permittee for bypass, unless (40 CFR § 122.41(m)(4)(i)):

- a. Bypass was unavoidable to prevent loss of life, personal injury, or severe property damage (40 CFR § 122.41(m)(4)(i)(A));
- b. There were no feasible alternatives to the bypass, such as the use of auxiliary treatment facilities, retention of untreated wastes, or maintenance during normal periods of equipment downtime. This condition is not satisfied if adequate back-up equipment should have been installed in the exercise of reasonable engineering judgment to prevent a bypass that occurred during normal periods of equipment downtime or preventive maintenance (40 CFR § 122.41(m)(4)(i)(B)); and

- c. The Permittee submitted notice to the Regional Water Board as required under Standard Provisions – Permit Compliance I.G.5 below. (40 CFR § 122.41(m)(4)(i)(C).)
4. The Regional Water Board may approve an anticipated bypass, after considering its adverse effects, if the Regional Water Board determines that it will meet the three conditions listed in Standard Provisions – Permit Compliance I.G.3 above. (40 CFR § 122.41(m)(4)(ii).)
5. Notice
  - a. *Anticipated bypass.* If the Permittee knows in advance of the need for a bypass, it shall submit a notice, if possible at least 10 days before the date of the bypass. (40 CFR § 122.41(m)(3)(i).)
  - b. *Unanticipated bypass.* The Permittee shall submit notice of an unanticipated bypass as required in Standard Provisions - Reporting V.E below (24-hour notice). (40 CFR § 122.41(m)(3)(ii).)

#### H. Upset

Upset means an exceptional incident in which there is unintentional and temporary noncompliance with technology based permit effluent limitations because of factors beyond the reasonable control of the Permittee. An upset does not include noncompliance to the extent caused by operational error, improperly designed treatment facilities, inadequate treatment facilities, lack of preventive maintenance, or careless or improper operation. (40 CFR § 122.41(n)(1).)

1. *Effect of an upset.* An upset constitutes an affirmative defense to an action brought for noncompliance with such technology based permit effluent limitations if the requirements of Standard Provisions – Permit Compliance I.H.2 below are met. No determination made during administrative review of claims that noncompliance was caused by upset, and before an action for noncompliance, is final administrative action subject to judicial review. (40 CFR § 122.41(n)(2).)
2. *Conditions necessary for a demonstration of upset.* A Permittee who wishes to establish the affirmative defense of upset shall demonstrate, through properly signed, contemporaneous operating logs or other relevant evidence that (40 CFR § 122.41(n)(3)):
  - a. An upset occurred and that the Permittee can identify the cause(s) of the upset (40 CFR § 122.41(n)(3)(i));
  - b. The permitted facility was, at the time, being properly operated (40 CFR § 122.41(n)(3)(ii));
  - c. The Permittee submitted notice of the upset as required in Standard Provisions – Reporting V.E.2.b below (24-hour notice) (40 CFR § 122.41(n)(3)(iii)); and
  - d. The Permittee complied with any remedial measures required under Standard Provisions – Permit Compliance I.C above. (40 CFR § 122.41(n)(3)(iv).)
3. *Burden of proof.* In any enforcement proceeding, the Permittee seeking to establish the occurrence of an upset has the burden of proof. (40 CFR § 122.41(n)(4).)

## **II. STANDARD PROVISIONS – PERMIT ACTION**

### **A. General**

This Order may be modified, revoked and reissued, or terminated for cause. The filing of a request by the Permittee for modification, revocation and reissuance, or termination, or a notification of planned changes or anticipated noncompliance does not stay any Order condition. (40 CFR § 122.41(f).)

### **B. Duty to Reapply**

If the Permittee wishes to continue an activity regulated by this Order after the expiration date of this Order, the Permittee must apply for and obtain a new permit. (40 CFR § 122.41(b).)

### **C. Transfers**

This Order is not transferable to any person except after notice to the Regional Water Board. The Regional Water Board may require modification or revocation and reissuance of the Order to change the name of the Permittee and incorporate such other requirements as may be necessary under the CWA and the CWC. (40 CFR §§ 122.41(l)(3) and 122.61.)

## **III. STANDARD PROVISIONS – MONITORING**

**A.** Samples and measurements taken for the purpose of monitoring shall be representative of the monitored activity. (40 CFR § 122.41(j)(1).)

**B.** Monitoring results must be conducted according to test procedures under 40 CFR part 136 or, in the case of sludge use or disposal, approved under 40 CFR part 136 unless otherwise specified in 40 CFR part 503 unless other test procedures have been specified in this Order. (40 CFR part 122.41(j)(4); part 122.44(i)(1)(iv).)

## **IV. STANDARD PROVISIONS – RECORDS**

**A.** Except for records of monitoring information required by this Order related to the Permittee's sewage sludge use and disposal activities, which shall be retained for a period of at least five years (or longer as required by 40 CFR part 503), the Permittee shall retain records of all monitoring information, including all calibration and maintenance records and all original strip chart recordings for continuous monitoring instrumentation, copies of all reports required by this Order, and records of all data used to complete the application for this Order, for a period of at least three (3) years from the date of the sample, measurement, report or application. This period may be extended by request of the Regional Water Board Executive Officer at any time. (40 CFR § 122.41(j)(2).)

**B.** Records of monitoring information shall include:

1. The date, exact place, and time of sampling or measurements (40 CFR § 122.41(j)(3)(i));
2. The individual(s) who performed the sampling or measurements (40 CFR § 122.41(j)(3)(ii));
3. The date(s) analyses were performed (40 CFR § 122.41(j)(3)(iii));
4. The individual(s) who performed the analyses (40 CFR § 122.41(j)(3)(iv));

5. The analytical techniques or methods used (40 CFR § 122.41(j)(3)(v)); and
  6. The results of such analyses. (40 CFR § 122.41(j)(3)(vi).)
- C. Claims of confidentiality for the following information will be denied (40 CFR § 122.7(b)):
1. The name and address of any permit applicant or Permittee (40 CFR § 122.7(b)(1)); and
  2. Permit applications and attachments, permits and effluent data. (40 CFR § 122.7(b)(2).)

## V. STANDARD PROVISIONS – REPORTING

### A. Duty to Provide Information

The Permittee shall furnish to the Regional Water Board, State Water Board, or USEPA within a reasonable time, any information which the Regional Water Board, State Water Board, or USEPA may request to determine whether cause exists for modifying, revoking and reissuing, or terminating this Order or to determine compliance with this Order. Upon request, the Permittee shall also furnish to the Regional Water Board, State Water Board, or USEPA copies of records required to be kept by this Order. (40 CFR § 122.41(h); Wat. Code, section 13267 and 13383.)

### B. Signatory and Certification Requirements

1. All applications, reports, or information submitted to the Regional Water Board, State Water Board, and/or USEPA shall be signed and certified in accordance with Standard Provisions – Reporting V.B.2, V.B.3, V.B.4, and V.B.5 below. (40 CFR § 122.41(k).)
2. *Signatory requirements for a municipality, State, Federal, or other public agency.* All applications submitted to the Regional Water Board shall be signed by either a principal executive officer or ranking elected official. For purposes of this provision, a principal executive officer of a federal agency includes: (i) the chief executive officer of the agency, or (ii) a senior executive officer having responsibility for the overall operations of a principal geographic unit of the agency (e.g., Regional Administrators of USEPA). (40 CFR § 122.22(a)(3).)
3. All reports required by this Order and other information requested by the Regional Water Board, State Water Board, or USEPA shall be signed by a person described in Standard Provisions – Reporting V.B.2 above, or by a duly authorized representative of that person. A person is a duly authorized representative only if:
  - a. The authorization is made in writing by a person described in Standard Provisions – Reporting V.B.2 above (40 CFR § 122.22(b)(1));
  - b. The authorization specifies either an individual or a position having responsibility for the overall operation of the regulated facility or activity such as the position of plant manager, operator of a well or a well field, superintendent, position of equivalent responsibility, or an individual or position having overall responsibility for environmental matters for the company. (A duly authorized representative may thus be either a named individual or any individual occupying a named position.) (40 CFR § 122.22(b)(2)); and
  - c. The written authorization is submitted to the Regional Water Board and State Water Board. (40 CFR § 122.22(b)(3).)

4. If an authorization under Standard Provisions – Reporting V.B.3 above is no longer accurate because a different individual or position has responsibility for the overall operation of the facility, a new authorization satisfying the requirements of Standard Provisions – Reporting V.B.3 above must be submitted to the Regional Water Board and State Water Board prior to or together with any reports, information, or applications, to be signed by an authorized representative. (40 CFR § 122.22(c).)
5. Any person signing a document under Standard Provisions – Reporting V.B.2 or V.B.3 above shall make the following certification:

“I certify under penalty of law that this document and all attachments were prepared under my direction or supervision in accordance with a system designed to assure that qualified personnel properly gather and evaluate the information submitted. Based on my inquiry of the person or persons who manage the system or those persons directly responsible for gathering the information, the information submitted is, to the best of my knowledge and belief, true, accurate, and complete. I am aware that there are significant penalties for submitting false information, including the possibility of fine and imprisonment for knowing violations.” (40 CFR § 122.22(d).)

**C. Monitoring Reports**

1. Monitoring results shall be reported at the intervals specified in the Monitoring and Reporting Program (Attachment E) in this Order. (40 CFR § 122.41(l)(4).)
2. Monitoring results must be reported on a Discharge Monitoring Report (DMR) form or forms provided or specified by the Regional Water Board or State Water Board for reporting results of monitoring of sludge use or disposal practices. (40 CFR § 122.41(l)(4)(i).)
3. If the Permittee monitors any pollutant more frequently than required by this Order using test procedures approved under 40 CFR § 136, or another method required for an industry-specific waste stream under 40 CFR subchapters N or O, the results of such monitoring shall be included in the calculation and reporting of the data submitted in the DMR or sludge reporting form specified by the Regional Water Board. (40 CFR § 122.41(l)(4)(ii).)
4. Calculations for all limitations, which require averaging of measurements, shall utilize an arithmetic mean unless otherwise specified in this Order. (40 CFR § 122.41(l)(4)(iii).)

**D. Compliance Schedules**

Reports of compliance or noncompliance with, or any progress reports on, interim and final requirements contained in any compliance schedule of this Order, shall be submitted no later than 14 days following each schedule date. (40 CFR § 122.41(l)(5).)

**E. Twenty-Four Hour Reporting**

1. The Permittee shall report any noncompliance that may endanger health or the environment. Any information shall be provided orally within 24 hours from the time the Permittee becomes aware of the circumstances. A written submission shall also be provided within five (5) days of the time the Permittee becomes aware of the circumstances. The written submission shall contain a description of the noncompliance and its cause; the period of noncompliance, including exact dates and times, and if the noncompliance has not been corrected, the anticipated time it is

- expected to continue; and steps taken or planned to reduce, eliminate, and prevent reoccurrence of the noncompliance. (40 CFR § 122.41(l)(6)(i).)
2. The following shall be included as information that must be reported within 24 hours under this paragraph (40 CFR § 122.41(l)(6)(ii)):
    - a. Any unanticipated bypass that exceeds any effluent limitation in this Order. (40 CFR § 122.41(l)(6)(ii)(A).)
    - b. Any upset that exceeds any effluent limitation in this Order. (40 CFR § 122.41(l)(6)(ii)(B).)
  3. The Regional Water Board may waive the above-required written report under this provision on a case-by-case basis if an oral report has been received within 24 hours. (40 CFR § 122.41(l)(6)(iii).)

**F. Planned Changes**

The Permittee shall give notice to the Regional Water Board as soon as possible of any planned physical alterations or additions to the permitted facility. Notice is required under this provision only when (40 CFR § 122.41(l)(1)):

1. The alteration or addition to a permitted facility may meet one of the criteria for determining whether a facility is a new source in section 122.29(b) (40 CFR § 122.41(l)(1)(i)); or
2. The alteration or addition could significantly change the nature or increase the quantity of pollutants discharged. This notification applies to pollutants that are subject neither to effluent limitations in this Order nor to notification requirements under § 122.42(a)(1) (see Additional Provisions—Notification Levels VII.A.1). (40 CFR § 122.41(l)(1)(ii).)
3. The alteration or addition results in a significant change in the Permittee's sludge use or disposal practices, and such alteration, addition, or change may justify the application of permit conditions that are different from or absent in the existing permit, including notification of additional use or disposal sites not reported during the permit application process or not reported pursuant to an approved land application plan. (40 CFR § 122.41(l)(1)(iii).)

**G. Anticipated Noncompliance**

The Permittee shall give advance notice to the Regional Water Board or State Water Board of any planned changes in the permitted facility or activity that may result in noncompliance with this Order's requirements. (40 CFR § 122.41(l)(2).)

**H. Other Noncompliance**

The Permittee shall report all instances of noncompliance not reported under Standard Provisions – Reporting V.C, V.D, and V.E above at the time monitoring reports are submitted. The reports shall contain the information listed in Standard Provision – Reporting V.E above. (40 CFR § 122.41(l)(7).)

**I. Other Information**

When the Permittee becomes aware that it failed to submit any relevant facts in a permit application, or submitted incorrect information in a permit application or in any report to the Regional Water Board, State Water Board, or USEPA, the Permittee shall promptly submit such facts or information. (40 CFR § 122.41(l)(8).)

## VI. STANDARD PROVISIONS – ENFORCEMENT

- A. The Regional Water Board is authorized to enforce the terms of this permit under several provisions of the CWC, including, but not limited to, sections 13268, 13385, 13386, and 13387.
- B. The CWA provides that any person who violates section 301, 302, 306, 307, 308, 318 or 405 of the CWA, or any permit condition or limitation implementing any such sections in a permit issued under section 402, or any requirement imposed in a pretreatment program approved under sections 402(a)(3) or 402(b)(8) of the CWA, is subject to a civil penalty not to exceed \$25,000 per day for each violation. The CWA provides that any person who *negligently* violates sections 301, 302, 306, 307, 308, 318, or 405 of the CWA, or any condition or limitation implementing any of such sections in a permit issued under section 402 of the CWA, or any requirement imposed in a pretreatment program approved under section 402(a)(3) or 402(b)(8) of the CWA, is subject to criminal penalties of \$2,500 to \$25,000 per day of violation, or imprisonment of not more than one year, or both. In the case of a second or subsequent conviction for a negligent violation, a person shall be subject to criminal penalties of not more than \$50,000 per day of violation, or by imprisonment of not more than two years, or both. Any person who *knowingly* violates such conditions or limitations is subject to criminal penalties of \$5,000 to \$50,000 per day of violation, or imprisonment for not more than three years, or both. In the case of a second or subsequent conviction for a knowing violation, a person shall be subject to criminal penalties of not more than \$100,000 per day of violation, or imprisonment of not more than 6 years, or both. Any person who *knowingly* violates section 301, 302, 303, 306, 307, 308, 318 or 405 of the CWA, or any permit condition or limitation implementing any of such sections in a permit issued under section 402 of the CWA, and who knows at that time that he thereby places another person in imminent danger of death or serious bodily injury, shall, upon conviction, be subject to a fine of not more than \$250,000 or imprisonment of not more than 15 years, or both. In the case of a second or subsequent conviction for a knowing endangerment violation, a person shall be subject to a fine of not more than \$500,000 or by imprisonment of not more than 30 years, or both. An organization, as defined in section 309(c)(3)(B)(iii) of the CWA, shall, upon conviction of violating the imminent danger provision, be subject to a fine of not more than \$1,000,000 and can be fined up to \$2,000,000 for second or subsequent convictions (40 CFR § 122.41(a)(2); CWC section 13385 and 13387).
- C. Any person may be assessed an administrative penalty by the Administrator of USEPA, the Regional Water Board, or State Water Board for violating section 301, 302, 306, 307, 308, 318 or 405 of this CWA, or any permit condition or limitation implementing any of such sections in a permit issued under section 402 of the CWA. Administrative penalties for Class I violations are not to exceed \$10,000 per violation, with the maximum amount of any Class I penalty assessed not to exceed \$25,000. Penalties for Class II violations are not to exceed \$10,000 per day for each day during which the violation continues, with the maximum amount of any Class II penalty not to exceed \$125,000. (40 CFR § 122.41(a)(3))
- D. The CWA provides that any person who falsifies, tampers with, or knowingly renders inaccurate any monitoring device or method required to be maintained under this permit shall, upon conviction, be punished by a fine of not more than \$10,000, or by imprisonment for not more than two years, or both. If a conviction of a person is for a violation committed after a first conviction of such person under this paragraph, punishment is a fine of not more than \$20,000 per day of violation, or by imprisonment of not more than four years, or both. (40 CFR § 122.41(j)(5)).

- E. The CWA provides that any person who knowingly makes any false statement, representation, or certification in any record or other document submitted or required to be maintained under this permit, including monitoring reports or reports of compliance or non-compliance shall, upon conviction, be punished by a fine of not more than \$10,000 per violation, or by imprisonment for not more than six months per violation, or by both. (40 CFR § 122.41(k)(2)).

## VII. ADDITIONAL PROVISIONS – NOTIFICATION LEVELS

### A. Publicly-Owned Treatment Works (POTWs)

All POTWs shall provide adequate notice to the Regional Water Board of the following (40 CFR § 122.42(b)):

1. Any new introduction of pollutants into the POTW from an indirect discharger that would be subject to sections 301 or 306 of the CWA if it were directly discharging those pollutants (40 CFR § 122.42(b)(1)); and
2. Any substantial change in the volume or character of pollutants being introduced into that POTW by a source introducing pollutants into the POTW at the time of adoption of the Order. (40 CFR § 122.42(b)(2).)
3. Adequate notice shall include information on the quality and quantity of effluent introduced into the POTW as well as any anticipated impact of the change on the quantity or quality of effluent to be discharged from the POTW. (40 CFR § 122.42(b)(3).)



**ATTACHMENT E – MONITORING AND REPORTING PROGRAM**

**Contents**

I.	General Monitoring Provisions .....	E-2
II.	Monitoring Locations .....	E-4
III.	Influent Monitoring Requirements .....	E-7
	A. Monitoring Location INF-001 .....	E-7
IV.	Effluent Monitoring Requirements .....	E-8
	A. Monitoring Location EFF-001 .....	E-8
V.	Whole Effluent Toxicity (WET) Testing Requirements .....	E-12
VI.	Land Discharge Monitoring Requirements (Not applicable) .....	E-18
VII.	Recycling Monitoring Requirements (not applicable) .....	E-18
VIII.	Receiving Water Monitoring Requirements .....	E-18
	A. Monitoring Locations RSW-001D, RSW-002D, and RSW-003D .....	E-18
	B. TMDL Stream Flow and Rainfall Monitoring .....	E-21
IX.	Other Monitoring Requirements .....	E-21
	A. Watershed Monitoring .....	E-21
X.	Reporting Requirements .....	E-23
	A. General Monitoring and Reporting Requirements .....	E-23
	B. Self-Monitoring Reports (SMRs) .....	E-23
	C. Discharge Monitoring Reports (DMRs) .....	E-25
	D. Other Reports .....	E-26

**Tables**

Table E-1.	Monitoring Station Locations .....	E-5
Table E-2.	Influent Monitoring .....	E-7
Table E-3.	Effluent Monitoring .....	E-8
Table E-4.	USEPA Test Methods and Test Acceptability Criteria .....	E-14
Table E-5a.	Receiving Water Monitoring Requirements .....	E-18
Table E-5b.	TMDL Stream Flow and Rainfall Monitoring Requirements .....	E-21
Table E-6.	Monitoring Periods and Reporting Schedule .....	E-23

## ATTACHMENT E – MONITORING AND REPORTING PROGRAM (MRP), CI-0755

Section 308(a) of the federal Clean Water Act and sections 122.41(h), (j), (l), 122.44(i), and 122.48 of Title 40 of the Code of Federal Regulations (40 CFR) require that all NPDES permits specify monitoring and reporting requirements. California Water Code (CWC) sections 13267 and 13383 also authorize the Regional Water Board to establish monitoring, inspection, entry, reporting, and recordkeeping requirements. This MRP establishes monitoring, reporting, and recordkeeping requirements that implement federal and California laws and/or regulations.

### I. GENERAL MONITORING PROVISIONS

- A. All samples shall be representative of the waste discharge under conditions of peak load. Quarterly effluent analyses shall be performed during the months of February, June, August, and December. Semiannual analyses shall be performed during the months of June and December. Annual analyses shall be performed during the month of June (except for bioassessment monitoring, which will be conducted in the spring/summer). Should there be instances when monitoring could not be done during these specified months, the Permittee must notify the Regional Water Board, state the reason why monitoring could not be conducted, and obtain approval from the Executive Officer for an alternate schedule. Results of quarterly, semiannual, and annual analyses shall be reported as due date specified in Table E-6 of MRP.
- B. Pollutants shall be analyzed using the analytical methods described in 40 CFR parts 136.3, 136.4, and 136.5; or where no methods are specified for a given pollutant, by methods approved by this Regional Water Board or the State Water Board. Laboratories analyzing effluent samples and receiving water samples shall be certified by the Environmental Laboratory Accreditation Program (ELAP)<sup>1</sup> or approved by the Executive Officer and must include quality assurance/quality control (QA/QC) data in their reports. A copy of the laboratory certification shall be provided in the Annual Report due to the Regional Water Board each time a new certification and/or renewal of the certification is obtained from ELAP.
- C. Water/wastewater samples must be analyzed within allowable holding time limits as specified in 40 CFR § 136.3. All QA/QC analyses must be run on the same dates that samples are actually analyzed. The Permittee shall retain the QA/QC documentation in its files and make available for inspection and/or submit them when requested by the Regional Water Board. Proper chain of custody procedures must be followed and a copy of that documentation shall be submitted with the monthly report.
- D. The Permittee shall calibrate and perform maintenance procedures on all monitoring instruments and to ensure accuracy of measurements, or shall ensure that both equipment activities will be conducted.
- E. For any analyses performed for which no procedure is specified in the United States Environmental Protection Agency (USEPA) guidelines, or in the MRP, the constituent or parameter analyzed and the method or procedure used must be specified in the monitoring report.

---

<sup>1</sup> On July 1, 2014, the Drinking Water Program's ELAP was transferred from the California Department of Public Health (CDPH) to the State Water Board's new Division of Drinking Water.

- F. Each monitoring report must affirm in writing that "all analyses were conducted at a laboratory certified for such analyses under the ELAP or approved by the Executive Officer and in accordance with current USEPA guideline procedures or as specified in this Monitoring and Reporting Program."
- G. The monitoring report shall specify the USEPA analytical method used, the Method Detection Limit (MDL), and the Reporting Level (RL) [the applicable minimum level (ML) or reported Minimum Level (RML)] for each pollutant. The MLs are those published by the State Water Resources Control Board (State Water Board) in the *Policy for the Implementation of Toxics Standards for Inland Surface Waters, Enclosed Bays, and Estuaries of California, (State Implementation Policy or SIP)*, February 9, 2005, Appendix 4. The ML represents the lowest quantifiable concentration in a sample based on the proper application of all method-based analytical procedures and the absence of any matrix interference. When all specific analytical steps are followed and after appropriate application of method specific factors, the ML also represents the lowest standard in the calibration curve for that specific analytical technique. When there is deviation from the method analytical procedures, such as dilution or concentration of samples, other factors may be applied to the ML depending on the sample preparation. The resulting value is the reported ML.
- H. The Permittee shall select the analytical method that provides a ML lower than the permit limit established for a given parameter, unless the Permittee can demonstrate that a particular ML is not attainable, in accordance with procedures set forth in 40 CFR part 136, and obtains approval for a higher ML from the Executive Officer, as provided for in section J, below. If the effluent limitation is lower than all the MLs in Appendix 4, SIP, the Permittee must select the method with the lowest ML for compliance purposes. The Permittee shall include in the Annual Summary Report a list of the analytical methods employed for each test.
- I. The Permittee shall instruct its laboratories to establish calibration standards so that the ML (or its equivalent if there is differential treatment of samples relative to calibration standards) is the lowest calibration standard. At no time is the Permittee to use analytical data derived from extrapolation beyond the lowest point of the calibration curve. In accordance with section J, below, the Discharger's laboratory may employ a calibration standard lower than the ML in Appendix 4 of the SIP.
- J. In accordance with section 2.4.3 of the SIP, the Regional Water Board Executive Officer, in consultation with the State Water Board's Quality Assurance Program Manager, may establish an ML that is not contained in Appendix 4 of the SIP to be included in the discharger's permit in any of the following situations:
- a. When the pollutant under consideration is not included in Appendix 4, SIP;
  - b. When the Permittee and the Regional Water Board agree to include in the permit a test method that is more sensitive than those specified in 40 CFR part 136;
  - c. When the Permittee agrees to use an ML that is lower than those listed in Appendix 4;
  - d. When the Permittee demonstrates that the calibration standard matrix is sufficiently different from that used to establish the ML in Appendix 4 and proposes an appropriate ML for the matrix; or,

- e. When the Permittee uses a method, which quantification practices are not consistent with the definition of the ML. Examples of such methods are USEPA-approved method 1613 for dioxins, and furans, method 1624 for volatile organic substances, and method 1625 for semi-volatile organic substances. In such cases, the Permittee, the Regional Water Board, and the State Water Board shall agree on a lowest quantifiable limit and that limit will substitute for the ML for reporting and compliance determination purposes.




If there is any conflict between foregoing provisions and the SIP, the provisions stated in the SIP (section 2.4) shall prevail.

- K. If the Permittee samples and performs analyses (other than for process/operational control, startup, research, or equipment testing) on any influent, effluent, or receiving water constituent more frequently than required by this MRP using approved analytical methods, the results of those analyses shall be included in the report. These results shall be reflected in the calculation of the average used in demonstrating compliance with limitations set forth in this Order.
- L. The Permittee shall develop and maintain a record of all spills or bypasses of raw or partially treated sewage from its collection system or treatment plant according to the requirements in the WDR section of this Order. This record shall be made available to the Regional Water Board upon request and a spill summary shall be included in the annual summary report.
- M. For all bacteriological analyses, sample dilutions should be performed so the expected range of values is bracketed (for example, with multiple tube fermentation method or membrane filtration method, 2 to 16,000 per 100 ml for total and fecal coliform, at a minimum, and 1 to 1000 per 100 ml for *enterococcus*). The detection methods used for each analysis shall be reported with the results of the analyses.
  - a. Detection methods used for coliforms (total and fecal) shall be those presented in Table 1A of 40 CFR part 136, unless alternate methods have been approved in advance by the USEPA pursuant to 40 CFR part 136.
  - b. Detection methods used for E.coli shall be those presented in Table 1A of 40 CFR part 136 or in the USEPA publication EPA 600/4-85/076, *Test Methods for Escherichia coli and Enterococci in Water By Membrane Filter Procedure*, or any improved method determined by the Regional Water Board to be appropriate.

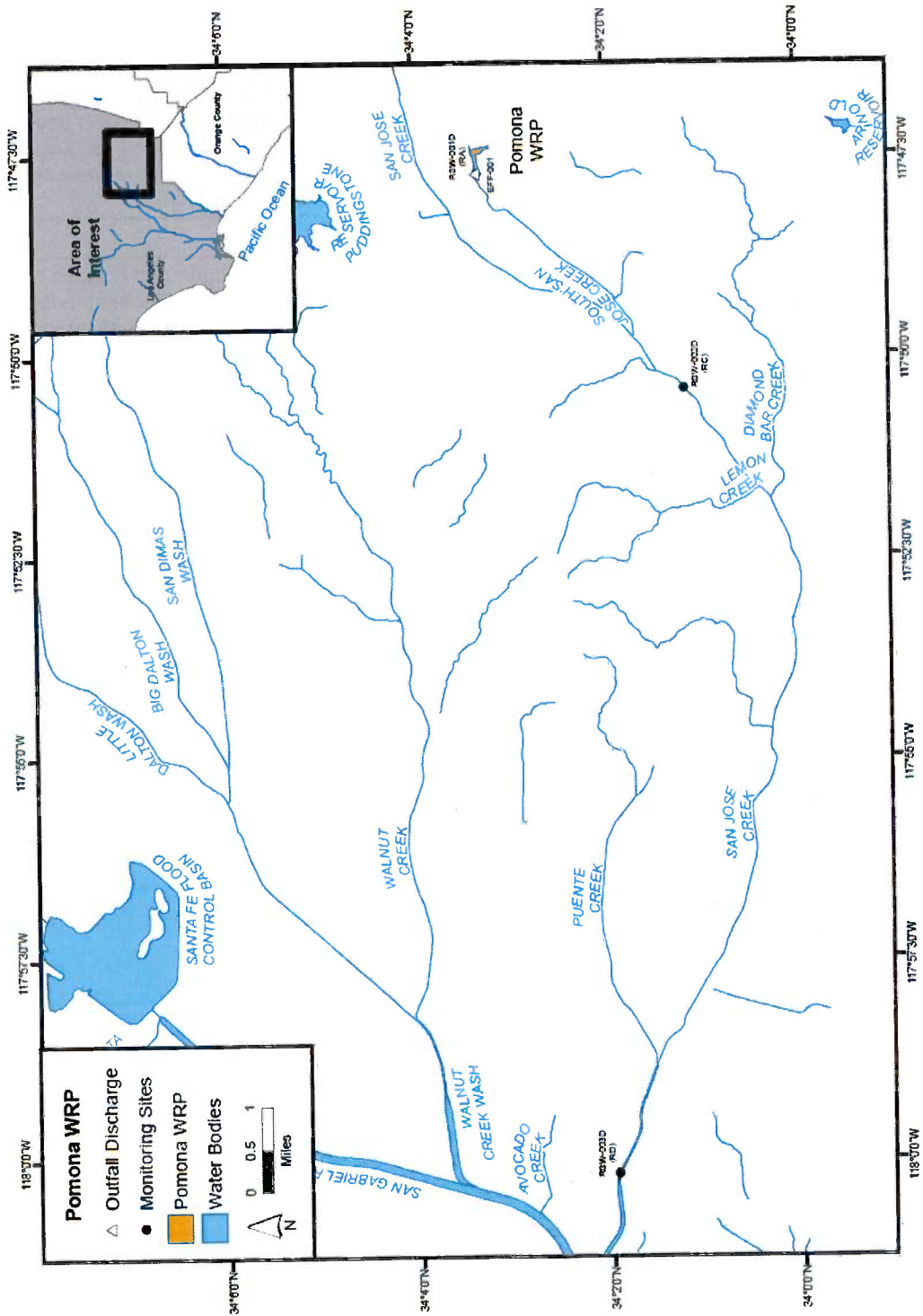
## II. MONITORING LOCATIONS

The Permittee shall establish the following monitoring locations to demonstrate compliance with the effluent limitations, discharge specifications, and other requirements in this Order:

**Table E-1. Monitoring Station Locations**

Discharge Point Name	Monitoring Location Name	Monitoring Location Description
<b>Influent Monitoring Station</b>		
--	INF-001	Sampling stations shall be established at each point of inflow to the sewage treatment plant and shall be located upstream of any in-plant return flows and/or where representative samples of the influent can be obtained.
<b>Effluent Monitoring Stations</b>		
001	EFF-001	Often recycled water demand is high and there is no effluent water available for sampling after the dechlorination process. Therefore, the effluent sampling station shall be located downstream of any inplant return flows and right after chlorination, for all effluent parameters except for total residual chlorine. Total residual chlorine grab samples shall be collected after the final dechlorination process, where representative samples of the effluent can be obtained after the complete treatment train. Under normal conditions, treated effluent is discharged through Discharge Point 001 by gravity flow. Latitude 34°03'19" and Longitude 117°47'44."
<b>Receiving Water Monitoring Stations</b>		
	RSW-001D	South Fork San Jose Creek, 12 feet downstream of Discharge Serial No. 001, at Latitude 34°03'18.8", Longitude 117°47'44.1" (station R-A). This location is also used for the ammonia receiving water point of compliance.
	RSW-002D	San Jose Creek, downstream of Station RSW-001D (station R-C), Latitude N 34° 01' 8.6," Longitude W 117° 50' 27.7"
	RSW-003D	San Jose Creek, downstream of Station RSW-002D, 200 yards downstream from Third Avenue in the City of Industry (station R-D) Latitude N 34° 01' 55.5," Longitude W 118° 00' 11.6"
<b>TMDL Dry- and Wet-Weather Flow Monitoring Station</b>		
--	RSW-004D	San Gabriel River, above the Whittier Narrows Dam, at United States Geological Survey (USGS) Gauging Station #11087020 (Latitude 34°02'03", Longitude 118°02'14"). RSW-004D gauging station is operated and maintained by the USGS.

Receiving Water Station Locations



### III. INFLUENT MONITORING REQUIREMENTS

Influent monitoring is required to:

- Determine compliance with NPDES permit conditions.
- Assess treatment plant performance.
- Assess effectiveness of the Pretreatment Program

#### A. Monitoring Location INF-001

1. The Permittee shall monitor influent to the Facility at INF-001 as follows:

**Table E-2. Influent Monitoring**

Parameter	Units	Sample Type	Minimum Sampling Frequency	Required Analytical Test Method
Flow	mgd	recorder <sup>2</sup>	continuous <sup>3</sup>	4
pH	pH unit	grab	weekly	4
Total suspended solids (TSS)	mg/L	24-hour composite	weekly	4
Biochemical oxygen demand (BOD <sub>5</sub> 20°C)	mg/L	24-hour composite	weekly	4
Lead	mg/L	24-hour composite	monthly	4
Selenium	mg/L	24-hour composite	monthly	4
Chromium III	µg/L	calculated	semiannually	4
Chromium VI	µg/L	grab	semiannually	4
PCBs <sup>5</sup>	µg/L	24-hour composite	annually	5
Remaining EPA priority pollutants <sup>6</sup> excluding asbestos	µg/L	24-hour composite/grab for VOCs and cyanide	semiannually	4

<sup>2</sup> The Pomona WRP currently uses a combination of ultra-sonic and laser level flow meters for continuous flow monitoring of the influent. Flow from the recorder shall be reported.

<sup>3</sup> Total daily flow, the monthly average flow, and instantaneous peak daily flow (24-hr basis) shall be reported. Actual monitored flow shall be reported (not the maximum flow, i.e., design capacity).

<sup>4</sup> Pollutants shall be analyzed using the analytical methods described in 40 CFR part 136; where no methods are specified for a given pollutant, by methods approved by this Regional Water Board or State Water Board. For any pollutant whose effluent limitation is lower than all the MLs specified in Attachment 4 of the SIP, the analytical method with the lowest ML must be selected.

<sup>5</sup> PCBs as aroclors shall be analyzed using method EPA 608. PCB as congeners shall be analyzed using method EPA 1668c. PCBs as congeners shall be analyzed for three years and may be discontinued for the remaining life of this Order if none of the PCB congeners are detected using method EPA 1668c.

USEPA recommends that until USEPA proposed method 1668c for PCBs is incorporated into 40 CFR 136, Permittees should use for discharge monitoring reports/State monitoring reports: (1) USEPA method 608 for monitoring data, reported as aroclor results, that will be used for assessing compliance with WQBELs, and (2) USEPA proposed method 1668c, with lower detection levels, for monitoring data, reported as 41 congener results, that will be used for informational purposes.

<sup>6</sup> Priority pollutants are those constituents referred to in 40 CFR part 401.15; a list of these pollutants is provided as Appendix A to 40 CFR part 423.

#### IV. EFFLUENT MONITORING REQUIREMENTS

Effluent monitoring is required to:

- Determine compliance with National Pollutant Discharge Elimination System (NPDES) permit conditions and water quality standards.
- Assess plant performance, identify operational problems and improve plant performance.
- Provide information on wastewater characteristics and flows for use in interpreting water quality and biological data.
- Determine reasonable potential analysis for toxic pollutants.

##### A. Monitoring Location EFF-001

1. The Permittee shall monitor the discharge of tertiary-treated effluent at EFF-001 as follows. If more than one analytical test method is listed for a given parameter, the Permittee must select from the listed methods and corresponding Minimum Level:

**Table E-3. Effluent Monitoring**

Parameter	Units	Sample Type	Minimum Sampling Frequency	Required Analytical Test Method
Total waste flow	mgd	recorder	continuous <sup>7</sup>	<sup>8</sup>
Turbidity <sup>9</sup>	NTU	recorder	continuous <sup>7</sup>	<sup>8</sup>
Total residual chlorine	mg/L	recorder	continuous <sup>10</sup>	--
Total residual chlorine	mg/L	grab	daily <sup>11</sup>	<sup>8</sup>

<sup>7</sup> Where continuous monitoring of a constituent is required, the following shall be reported:  
Total waste flow – Total daily, monthly average, and peak daily flow (24-hour basis);  
Turbidity – maximum daily value, total amount of time each day the turbidity exceeded 5 NTU, flow-proportioned average daily value. A grab sample can be used to determine compliance with the 10 NTU limit. A flow-weighted 24-hour composite sample may be used in place of the recorder to determine the flow-proportioned average daily value.

<sup>8</sup> Pollutants shall be analyzed using the analytical methods described in 40 CFR 136; where no methods are specified for a given pollutant, by methods approved by this Regional Water Board or State Water Resources Control Board. For any pollutant whose effluent limitation is lower than all the minimum levels (MLs) specified in Attachment 4 of the SIP, the analytical method with the lowest ML must be selected.

<sup>9</sup> Coliform and turbidity samples shall be obtained at some point in the treatment process at a time when wastewater flow and characteristics are most demanding on the treatment facilities, filtration, and disinfection procedures.

<sup>10</sup> Total residual chlorine shall be recorded continuously. The recorded data shall be maintained by the Permittee for at least five years. The Permittee shall extract the maximum daily peak, minimum daily peak, and average daily from the recorded media and shall be made available upon request of the Regional Water Board. The continuous monitoring data are not intended to be used for compliance determination purposes.

<sup>11</sup> Daily grab samples shall be collected at monitoring location EFF-001 Monday through Friday only, except for holidays. Analytical results of daily grab samples will be used to determine compliance with total



Parameter	Units	Sample Type	Minimum Sampling Frequency	Required Analytical Test Method
Total coliform <sup>9</sup>	MPN/100mL or CFU/100mL	grab	Weekly	8
Fecal coliform <sup>9</sup>	MPN/100mL or CFU/100mL	grab	weekly <sup>12</sup>	8
E. coli	MPN/100mL or CFU/100mL	grab	weekly <sup>13</sup>	8
Temperature <sup>14</sup>	°F	grab	weekly	8
pH <sup>14</sup>	pH units	grab	weekly	8
Settleable solids	mL/L	grab	weekly	8
Total suspended solids (TSS)	mg/L	24-hour composite	weekly	8
BOD <sub>5</sub> 20°C	mg/L	24-hour composite	weekly <sup>15</sup>	8
Oil and grease	mg/L	grab	quarterly	8
Dissolved oxygen	mg/L	grab	monthly	8
Total Dissolved Solids	mg/L	24-hour composite	monthly	8
Sulfate	mg/L	24-hour composite	monthly	8
Chloride	mg/L	24-hour composite	monthly	8
Boron	mg/L	24-hour composite	monthly	8
Ammonia Nitrogen <sup>14</sup>	mg/L	24-hour composite	monthly	8
Nitrite nitrogen <sup>14</sup>	mg/L	24-hour composite	monthly	8
Nitrate nitrogen <sup>14</sup>	mg/L	24-hour composite	monthly	8
Organic nitrogen <sup>14</sup>	mg/L	24-hour composite	monthly	8
Total kjeldahl nitrogen (TKN) <sup>14</sup>	mg/L	24-hour composite	monthly	8
Total nitrogen <sup>14</sup>	mg/L	24-hour composite	monthly	8
Total phosphorus	mg/L	24-hour composite	quarterly	8
Orthophosphate-P	mg/L	24-hour composite	quarterly	8
Surfactants (MBAS) <sup>16</sup>	mg/L	24-hour composite	quarterly	8

residual chlorine effluent limitation. Furthermore, additional monitoring requirements specified in section IV.A.2. shall be followed.

<sup>12</sup> Fecal coliform testing shall be conducted only if total coliform testing is positive.

<sup>13</sup> E. coli testing shall be conducted only if fecal coliform testing is positive. If the fecal coliform analysis results in no detection, a result of less than (<) the reporting limit for fecal coliform will be reported for E. coli.

<sup>14</sup> Nitrate nitrogen, nitrite nitrogen, ammonia nitrogen, organic nitrogen, total kjeldahl nitrogen, pH, and temperature sampling shall be conducted on the same day or as close to concurrently as possible.

<sup>15</sup> If the result of the weekly BOD analysis yields a value greater than the average monthly effluent limitation (AMEL), the frequency of analysis shall be increased to daily within one week of knowledge of the test result for at least 30 days and until compliance with the average weekly effluent limitation (AWEL) and AMEL BOD limits is demonstrated; after which the frequency shall revert to weekly.

<sup>16</sup> MBAS is Methylene blue active substances and CTAS is cobalt thiocyanate active substances. Reaches of the South Fork San Jose Creek are unlined in several reaches downstream of the points of wastewater discharge and are designated with the beneficial use of groundwater recharge (GWR) in the Basin Plan.

Parameter	Units	Sample Type	Minimum Sampling Frequency	Required Analytical Test Method
Surfactants (CTAS) <sup>16</sup>	mg/L	24-hour composite	quarterly	8
Total hardness (CaCO <sub>3</sub> )	mg/L	24-hour composite	monthly	8
Chronic toxicity	Pass or Fail, % Effect (Test of Significant Toxicity (TST))	24-hour composite	monthly <sup>17</sup>	8
Antimony	µg/L	24-hour composite	semiannually	8
Arsenic	µg/L	24-hour composite	quarterly	8
Cadmium	µg/L	24-hour composite	quarterly	8
Chromium III <sup>18</sup>	µg/L	calculated	semiannually	8
Chromium VI	µg/L	grab	semiannually	8
Total Chromium	µg/L	grab	semiannually	8
Copper	µg/L	24-hour composite	quarterly	8
Lead	µg/L	24-hour composite	monthly	8
Mercury	µg/L	24-hour composite	semiannually	8
Nickel	µg/L	24-hour composite	quarterly	8
Selenium	µg/L	24-hour composite	monthly	8
Silver	µg/L	24-hour composite	quarterly	8
Thallium	µg/L	24-hour composite	semiannually	8
Zinc	µg/L	24-hour composite	quarterly	8
Cyanide	µg/L	grab	quarterly	8
Bis(2-ethylhexyl)phthalate	µg/L	24-hour composite	monthly	8
Dichlorobromomethane	µg/L	grab	monthly	8
Total trihalomethanes (TTHMs) <sup>19</sup>	µg/L	grab/calculated sum	monthly	8
PCBs as aroclors <sup>20</sup>	µg/L	24-hour composite	annually	8
PCBs as congeners <sup>21</sup>	µg/L	24-hour composite	annually	8

Monitoring is required to assess compliance with the Basin Plan Water Quality Objectives, based on the incorporation by reference of the MCLs contained in Title 22 of the California Code of Regulations, for the protection of the underlying groundwater quality with the MUN beneficial use.

- <sup>17</sup> The Permittee shall conduct whole effluent toxicity monitoring as outlined in section V. Please refer to section V.A.7 of this MRP for the accelerated monitoring schedule. The median monthly summary result shall be reported as "Pass" or "Fail". The maximum daily single result shall be reported as "Pass" or "Fail" and "% Effect." When there is a discharge more than one day in a calendar month period, up to three independent toxicity tests are required when one toxicity test results in "Fail."
- <sup>18</sup> The results for Chromium III shall be calculated by subtracting the Chromium VI concentration from the Total Chromium concentration.
- <sup>19</sup> Total trihalomethanes is the sum of concentrations of the trihalomethane compounds: bromodichloromethane, bromoform, chloroform, and dibromochloromethane.
- <sup>20</sup> PCBs as Aroclors is the sum of PCB 1016, PCB 1221, PCB 1232, PCB 1242, PCB 1248, PCB 1254, and PCB 1260 when monitoring using USEPA method 608.

Parameter	Units	Sample Type	Minimum Sampling Frequency	Required Analytical Test Method
Toxaphene	µg/L	24-hour composite	semiannually	8
Fluoride	mg/L	24-hour composite	semiannually	8
Iron	µg/L	24-hour composite	quarterly	8
Radioactivity (Including gross alpha, gross beta, combined radium-226 and radium-228, tritium, strontium-90 & uranium)	pCi/L	24-hour composite	semiannually	22
2,3,7,8-TCDD <sup>23</sup>	pg/L	24-hour composite	semiannually	8
Chlorpyrifos <sup>24</sup>	µg/L	24-hour composite	annually	8
Diazinon <sup>24</sup>	µg/L	24-hour composite	annually	8
Perchlorate	µg/L	grab	annually	25

<sup>21</sup> PCBs mean the sum of 41 congeners when monitoring using USEPA proposed method 1668c. PCB-18, 28, 37, 44, 49, 52, 66, 70, 74, 77, 81, 87, 99, 101, 105, 110, 114, 118, 119, 123, 126, 128, 138, 149, 151, 153, 156, 157, 158, 167, 168, 169, 170, 177, 180, 183, 187, 189, 194, 201, and 206 shall be individually quantified. PCBs as congeners shall be analyzed using method EPA 1668c for three years and may be discontinued for the remaining life of this Order if none of the PCB congeners are detected using method EPA 1668c.

USEPA recommends that until USEPA proposed method 1668c for PCBs is incorporated into 40 CFR 136, Permittees should use for discharge monitoring reports/State monitoring reports.

<sup>22</sup> Analyze these radiochemicals by the following USEPA methods: method 900.0 for gross alpha and gross beta, method 903.0 or 903.1 for radium-226, method 904.0 for radium-228, method 906.0 for tritium, method 905.0 for strontium-90, and method 908.0 for uranium. Analysis for combined radium-226 & 228 shall be conducted only if gross alpha results for the same sample exceed 15 pCi/L or beta greater than 50 pCi/L. If radium-226 & 228 exceeds the stipulated criteria, analyze for tritium, strontium-90 and uranium.

<sup>23</sup> In accordance with the SIP, the Discharger shall conduct effluent monitoring for the seventeen 2,3,7,8-tetrachlorodibenzo-p-dioxin (2,3,7,8-TCDD or dioxin) congeners in the effluent and in the receiving water Station RSW-001D, located downstream of the discharge point 001 because there is no upstream receiving water station. The Discharger shall use the appropriate Toxicity Equivalence Factor (TEF) to determine Toxic Equivalence (TEQ). Where TEQ equals the product between each of the 17 individual congeners' (i) concentration analytical result (C<sub>i</sub>) and their corresponding Toxicity Equivalence Factor (TEF<sub>i</sub>), (i.e., TEQ<sub>i</sub> = C<sub>i</sub> x TEF<sub>i</sub>). Compliance with the dioxin limitation shall be determined by the summation of the seventeen individual TEQs, or the following equation:

$$\text{Dioxin concentration in effluent} = \sum_1^{17} (\text{TEQ}_i) = \sum_1^{17} (C_i)(\text{TEF}_i)$$

<sup>24</sup> Chlorpyrifos and Diazinon may be analyzed using USEPA method 8141A or EPA 525.2. Chlorpyrifos, Diazinon, and chronic effluent toxicity shall be sampled on the same day or as close to concurrently as possible.

<sup>25</sup> Emerging chemicals include 1,4-dioxane (USEPA 8270M test method), perchlorate (USEPA 314 test method, or USEPA method 331 if a detection limit of less than 6 µg/L is achieved), 1,2,3-trichloropropane (USEPA 504.1, 8260B test method, or USEPA 524.2 in SIM mode), and methyl tert-butyl ether (USEPA 8260B test method or USEPA method 624 if a detection level of less than 5 µg/L is achieved, and if the Permittee received ELAP certification to run USEPA method 624).

Parameter	Units	Sample Type	Minimum Sampling Frequency	Required Analytical Test Method
1,4-Dioxane	µg/L	grab	annually	25
1,2,3-Trichloropropane	µg/L	grab	annually	25
Methyl tert-butyl-ether (MTBE)	µg/L	grab	annually	25
Remaining EPA priority pollutants <sup>26</sup> excluding asbestos	µg/L	24-hour composite; grab for VOCs	semiannually	8

**2. Total Residual Chlorine Additional Monitoring**

Continuous monitoring of total residual chlorine at the current location shall serve as an internal trigger for the increased grab sampling at EFF-001 if either of the following occurs, except as noted in item c:

- a. Total residual chlorine concentration excursions of up to 0.3 mg/L lasting greater than 15 minutes; or
- b. Total residual chlorine concentration peaks in excess of 0.3 mg/L lasting greater than 1 minute.
- c. Additional grab samples need not be taken if it can be demonstrated that a stoichiometrically appropriate amount of dechlorination chemical has been added to effectively dechlorinate the effluent to 0.1 mg/L or less for peaks in excess of 0.3 mg/L lasting more than 1 minute, but not for more than five minutes.

**V. WHOLE EFFLUENT TOXICITY (WET) TESTING REQUIREMENTS**

**A. Chronic Toxicity**

**1. Discharge In-stream Waste Concentration (IWC) for Chronic Toxicity**

The chronic toxicity IWC for this discharge is 100 percent effluent.

**2. Sample Volume and Holding Time**

The total sample volume shall be determined by the specific toxicity test method used. Sufficient sample volume shall be collected to perform the required toxicity test. For the receiving water, sufficient sample volume shall also be collected for subsequent TIE studies, if necessary, at each sampling event. All toxicity tests shall be conducted as soon as possible following sample collection. No more than 36 hours shall elapse before the conclusion of sample collection and test initiation.

**3. Chronic Freshwater Species and Test Methods**

If effluent samples are collected from outfalls discharging to receiving waters with salinity <1 ppt, the Permittee shall conduct the following chronic toxicity tests on

<sup>26</sup> Priority pollutants are those constituents referred to in 40 CFR part 401.15; a list of these pollutants is provided as Appendix A to 40 CFR part 423.

effluent samples at the in-stream waste concentration for the discharge in accordance with species and test methods in *Short-term Methods for Estimating the Chronic Toxicity of Effluents and Receiving Waters to Freshwater Organisms* (EPA/821/R-02/013, 2002; Table IA, 40 CFR part 136). In no case shall these species be substituted with another test species unless written authorization from the Executive Officer is received.

- a. A static renewal toxicity test with the fathead minnow, *Pimephales promelas* (Larval Survival and Growth Test Method 1000.0).
- b. A static renewal toxicity test with the daphnid, *Ceriodaphnia dubia* (Survival and Reproduction Test Method 1002.0).
- c. A static renewal toxicity test with the green alga, *Selenastrum capricornutum* (also named *Raphidocelis subcapitata*) (Growth Test Method 1003.0).

#### 4. Species Sensitivity Screening

Species sensitivity screening shall be conducted beginning the first month the permit is in effect. The Permittee shall collect a single effluent sample to initiate and concurrently conduct three toxicity tests using the fish, an invertebrate, and the alga species previously referenced. This sample shall also be analyzed for the parameters required for the discharge, during that given month. As allowed under the test method for the *Ceriodaphnia dubia* and the Fathead minnow, a second and third sample may be collected for use as test solution renewal water as the seven-day toxicity test progresses. However, that same sample shall be used to renew both the *Ceriodaphnia dubia* and the Fathead minnow. If the result of all three species is "Pass", then the species that exhibits the highest "Percent Effect" at the discharge IWC during species sensitivity screening shall be used for routine monitoring during the permit cycle. Likewise, if two or more species result in "Fail," then the species that exhibits the highest "Percent Effect" at the discharge IWC during the suite of species sensitivity screening shall be used for routine monitoring during the permit cycle, until such time as a rescreening is required (24 months later).

Species sensitivity rescreening is required every 24 months if there has been discharge during dry weather conditions. If the intermittent discharge is only during wet weather, rescreening is not required. If rescreening is necessary, the Permittee shall rescreen with the fish, an invertebrate, and the alga species previously referenced and continue to monitor with the most sensitive species. If the first suite of rescreening tests demonstrates that the same species is the most sensitive then the rescreening does not need to include more than one suite of tests. If a different species is the most sensitive or if there is ambiguity, then the Permittee shall proceed with suites of screening tests for a minimum of three, but not to exceed five suites.

During the calendar month, toxicity tests used to determine the most sensitive test species shall be reported as effluent compliance monitoring results for the chronic toxicity MDEL and MMEL.

#### 5. Quality Assurance and Additional Requirements.

Quality assurance measures, instructions, and other recommendations and requirements are found in the test methods manual previously referenced. Additional requirements are specified below.

- a. The discharge is subject to determination of "Pass" or "Fail" and "Percent Effect" from a single-effluent concentration chronic toxicity test at the discharge IWC using the Test of Significant Toxicity (TST) approach described in *National*