






- LEGEND**
-  Concrete Apron
 -  Roadway
 -  Jalama Bridge Footings
 -  Flow Pathway on January 10, 2002
 -  Approximate Extent of Wetted Channel on January 10, 2002

Source: Entrix, 2002.

Figure 2-8. Jalama Bridge Passage Impediment