



Neilson Research Corporation
245 S Grape St
Medford, OR 97501
TEL: (541) 770-5678 FAX: (541) 770-2901
Website: www.nrclabs.com

February 20, 2024

Teresa Coley
Sprague River Water Quality Lab
5671 Sprague River Road
Chiloquin, OR 97624
TEL: (541) 827-5231
FAX

RE: RES

Order No.: 24020374

Dear Teresa Coley:

Neilson Research Corporation received 9 sample(s) on 2/8/2024 for the analyses presented in the following report.

The results relate only to the parameters tested or to the sample as received by the laboratory. This report shall not be reproduced except in full, without the written approval of Neilson Research Corporation. If you have any questions regarding these test results, please feel free to call.

Sincerely,
Neilson Research Corporation

Tamra Schmedemann
Senior Project Manager
245 S Grape St
Medford, OR 97501



Original



Neilson Research Corporation
245 S Grape St
Medford, OR 97501
TEL: (541) 770-5678 FAX: (541) 770-2901
Website: www.nrclabs.com

Case Narrative

WO#: 24020374
Date: 2/20/2024

CLIENT: Sprague River Water Quality Lab

Project: RES

The analyses were performed according to the guidelines in the Neilson Research Corporation Quality Assurance Program. This report contains analytical results for the sample(s) as received by the laboratory.

Neilson Research Corporation certifies that this report is in compliance with the requirements of NELAP. No unusual difficulties were experienced during analysis of this batch except as noted below or qualified with data flags on the reports.

Original



Neilson Research Corporation
 245 S Grape St
 Medford, OR 97501
 TEL: (541) 770-5678 FAX: (541) 770-2901
 Website: www.nrclabs.com

Analytical Report

WO#: 24020374
 Date Reported: 2/20/2024

CLIENT: Sprague River Water Quality Lab
Lab ID: 24020374-01
Client Sample ID 4020703-01
Project: RES
Sample Location: Comp

Collection Date: 2/6/2024 9:10:00 AM
Received Date: 2/8/2024 10:00:00 AM
Matrix: AQUEOUS

Analyses	Method	NELAP Status	Result Qual	DF	MDL	RL	Units	MCL	Date Analyzed	Analyst
DISSOLVED TRACE METALS										
Aluminum, Dissolved	E200.7	A	ND	1	0.00895	0.0200	mg/L		02/13/24 18:44	CJS
TRACE METALS BY EPA 200.7 ICP										
Aluminum	E200.7	A	ND	1	0.00895	0.0200	mg/L		02/13/24 21:01	CJS
DISSOLVED ORGANIC CARBON BY SM 5310 C-2014										
Organic Carbon, Dissolved	A5310C	A	0.251 J	1	0.192	0.700	mg/L		02/08/24 23:14	TJW
TOTAL ORGANIC CARBON SM 5310 C-2014										
Organic Carbon, Total	A5310C	A	0.225 J	1	0.0989	0.500	mg/L		02/12/24 12:57	TJW

QUALIFIERS

C1	Sample container temperature is out of limit as specified at testcode	E	Value above quantitation range
H	Holding times for preparation or analysis exceeded	J	Analyte detected below quantitation limits
MI	Recovery outside control limits due to Matrix Interference	ND	Not Detected at the Reporting Limit
PL	Permit Limit		

Original

NELAP

NELAP A Accredited in accordance with NELAP ORELAP 100016, OR-028



Neilson Research Corporation
 245 S Grape St
 Medford, OR 97501
 TEL: (541) 770-5678 FAX: (541) 770-2901
 Website: www.nrclabs.com

Analytical Report

WO#: 24020374
 Date Reported: 2/20/2024

CLIENT: Sprague River Water Quality Lab
Lab ID: 24020374-02
Client Sample ID 4020703-02
Project: RES
Sample Location: Comp

Collection Date: 2/6/2024 8:45:00 AM
Received Date: 2/8/2024 10:00:00 AM
Matrix: AQUEOUS

Analyses	Method	NELAP Status	Result Qual	DF	MDL	RL	Units	MCL	Date Analyzed	Analyst
DISSOLVED TRACE METALS										
Aluminum, Dissolved	E200.7	A	0.0764	1	0.00895	0.0200	mg/L		02/13/24 18:46	CJS
TRACE METALS BY EPA 200.7 ICP										
Aluminum	E200.7	A	15.8 MI	1	0.00895	0.0200	mg/L		02/15/24 17:57	CJS
DISSOLVED ORGANIC CARBON BY SM 5310 C-2014										
Organic Carbon, Dissolved	A5310C	A	2.11	1	0.192	0.700	mg/L		02/08/24 23:32	TJW
TOTAL ORGANIC CARBON SM 5310 C-2014										
Organic Carbon, Total	A5310C	A	2.02	1	0.0989	0.500	mg/L		02/12/24 13:34	TJW

QUALIFIERS

- CI Sample container temperature is out of limit as specified at testcode
- H Holding times for preparation or analysis exceeded
- MI Recovery outside control limits due to Matrix Interference
- PL Permit Limit
- E Value above quantitation range
- J Analyte detected below quantitation limits
- ND Not Detected at the Reporting Limit

Original

NELAP

NELAP A Accredited in accordance with NELAP ORELAP 100016, OR-028



Neilson Research Corporation
 245 S Grape St
 Medford, OR 97501
 TEL: (541) 770-5678 FAX: (541) 770-2901
 Website: www.nrclabs.com

Analytical Report

WO#: 24020374
 Date Reported: 2/20/2024

CLIENT: Sprague River Water Quality Lab
Lab ID: 24020374-03
Client Sample ID 4020703-03
Project: RES
Sample Location: Comp

Collection Date: 2/6/2024 9:01:00 AM
Received Date: 2/8/2024 10:00:00 AM
Matrix: AQUEOUS

Analyses	Method	NELAP Status	Result Qual	DF	MDL	RL	Units	MCL	Date Analyzed	Analyst
DISSOLVED TRACE METALS										
Aluminum, Dissolved	E200.7	A	0.102	1	0.00895	0.0200	mg/L		02/13/24 18:50	CJS
TRACE METALS BY EPA 200.7 ICP										
Aluminum	E200.7	A	15.8	1	0.00895	0.0200	mg/L		02/15/24 18:07	CJS
DISSOLVED ORGANIC CARBON BY SM 5310 C-2014										
Organic Carbon, Dissolved	A5310C	A	2.06	1	0.192	0.700	mg/L		02/08/24 23:51	TJW
TOTAL ORGANIC CARBON SM 5310 C-2014										
Organic Carbon, Total	A5310C	A	1.93	1	0.0989	0.500	mg/L		02/12/24 13:52	TJW

QUALIFIERS

CI	Sample container temperature is out of limit as specified at testcode	E	Value above quantitation range
H	Holding times for preparation or analysis exceeded	J	Analyte detected below quantitation limits
MI	Recovery outside control limits due to Matrix Interference	ND	Not Detected at the Reporting Limit
PL	Permit Limit		

Original

NELAP

NELAP A Accredited in accordance with NELAP ORELAP 100016, OR-028



Neilson Research Corporation
 245 S Grape St
 Medford, OR 97501
 TEL: (541) 770-5678 FAX: (541) 770-2901
 Website: www.nrclabs.com

Analytical Report

WO#: 24020374
 Date Reported: 2/20/2024

CLIENT: Sprague River Water Quality Lab
Lab ID: 24020374-04
Client Sample ID 4020703-04
Project: RES
Sample Location: Comp

Collection Date: 2/6/2024 10:42:00 AM
Received Date: 2/8/2024 10:00:00 AM
Matrix: AQUEOUS

Analyses	Method	NELAP Status	Result Qual	DF	MDL	RL	Units	MCL	Date Analyzed	Analyst
DISSOLVED TRACE METALS										
Aluminum, Dissolved	E200.7	A	0.0833	1	0.00895	0.0200	mg/L		02/13/24 18:53	CJS
TRACE METALS BY EPA 200.7 ICP										
Aluminum	E200.7	A	41.7	1	0.00895	0.0200	mg/L		02/15/24 18:11	CJS
DISSOLVED ORGANIC CARBON BY SM 5310 C-2014										
Organic Carbon, Dissolved	A5310C	A	4.05	1	0.192	0.700	mg/L		02/09/24 0:09	TJW
TOTAL ORGANIC CARBON SM 5310 C-2014										
Organic Carbon, Total	A5310C	A	4.18	1	0.0989	0.500	mg/L		02/12/24 14:10	TJW

QUALIFIERS

- CI Sample container temperature is out of limit as specified at testcode
- H Holding times for preparation or analysis exceeded
- MI Recovery outside control limits due to Matrix Interference
- PL Permit Limit
- E Value above quantitation range
- J Analyte detected below quantitation limits
- ND Not Detected at the Reporting Limit

Original

NELAP

NELAP A Accredited in accordance with NELAP ORELAP 100016, OR-028



Neilson Research Corporation
 245 S Grape St
 Medford, OR 97501
 TEL: (541) 770-5678 FAX: (541) 770-2901
 Website: www.nrclabs.com

Analytical Report

WO#: 24020374
 Date Reported: 2/20/2024

CLIENT: Sprague River Water Quality Lab
Lab ID: 24020374-05
Client Sample ID 4020703-05
Project: RES
Sample Location: Comp

Collection Date: 2/6/2024 12:31:00 AM
Received Date: 2/8/2024 10:00:00 AM
Matrix: AQUEOUS

Analyses	Method	NELAP Status	Result Qual	DF	MDL	RL	Units	MCL	Date Analyzed	Analyst
DISSOLVED TRACE METALS										
Aluminum, Dissolved	E200.7	A	0.0860	1	0.00895	0.0200	mg/L		02/13/24 19:02	CJS
TRACE METALS BY EPA 200.7 ICP										
Aluminum	E200.7	A	101	10	0.0895	0.200	mg/L		02/15/24 17:54	CJS
DISSOLVED ORGANIC CARBON BY SM 5310 C-2014										
Organic Carbon, Dissolved	A5310C	A	5.28	1	0.192	0.700	mg/L		02/09/24 1:03	TJW
TOTAL ORGANIC CARBON SM 5310 C-2014										
Organic Carbon, Total	A5310C	A	6.52	1	0.0989	0.500	mg/L		02/12/24 14:28	TJW

QUALIFIERS

- CI Sample container temperature is out of limit as specified at testcode
- H Holding times for preparation or analysis exceeded
- MI Recovery outside control limits due to Matrix Interference
- PL Permit Limit
- E Value above quantitation range
- J Analyte detected below quantitation limits
- ND Not Detected at the Reporting Limit

Original

NELAP

NELAP A Accredited in accordance with NELAP ORELAP 100016, OR-028



Neilson Research Corporation
 245 S Grape St
 Medford, OR 97501
 TEL: (541) 770-5678 FAX: (541) 770-2901
 Website: www.nrclabs.com

Analytical Report

WO#: 24020374
 Date Reported: 2/20/2024

CLIENT: Sprague River Water Quality Lab
Lab ID: 24020374-06
Client Sample ID: 4020703-06
Project: RES
Sample Location: Comp

Collection Date: 2/6/2024 1:46:00 PM
Received Date: 2/8/2024 10:00:00 AM
Matrix: AQUEOUS

Analyses	Method	NELAP Status	Result Qual	DF	MDL	RL	Units	MCL	Date Analyzed	Analyst
DISSOLVED ORGANIC CARBON BY SM 5310 C-2014										
Organic Carbon, Dissolved	A5310C	A	4.87	1	0.192	0.700	mg/L		02/09/24 1:21	TJW
TOTAL ORGANIC CARBON SM 5310 C-2014										
Organic Carbon, Total	A5310C	A	5.07	1	0.0989	0.500	mg/L		02/12/24 14:46	TJW


QUALIFIERS

- C1 Sample container temperature is out of limit as specified at testcode
- H Holding times for preparation or analysis exceeded
- MI Recovery outside control limits due to Matrix Interference
- PL Permit Limit
- E Value above quantitation range
- J Analyte detected below quantitation limits
- ND Not Detected at the Reporting Limit

Original

NELAP

NELAP A Accredited in accordance with NELAP ORELAP 100016, OR-028



Neilson Research Corporation
 245 S Grape St
 Medford, OR 97501
 TEL: (541) 770-5678 FAX: (541) 770-2901
 Website: www.nrclabs.com

Analytical Report

WO#: 24020374
 Date Reported: 2/20/2024

CLIENT: Sprague River Water Quality Lab
Lab ID: 24020374-07
Client Sample ID: 4020703-07
Project: RES
Sample Location: Comp

Collection Date: 2/6/2024 3:03:00 PM
Received Date: 2/8/2024 10:00:00 AM
Matrix: AQUEOUS

Analyses	Method	NELAP Status	Result Qual	DF	MDL	RL	Units	MCL	Date Analyzed	Analyst
DISSOLVED ORGANIC CARBON BY SM 5310 C-2014										
Organic Carbon, Dissolved	A5310C	A	3.96	1	0.192	0.700	mg/L		02/09/24 1:39	TJW
TOTAL ORGANIC CARBON SM 5310 C-2014										
Organic Carbon, Total	A5310C	A	3.52	1	0.0989	0.500	mg/L		02/12/24 15:04	TJW

QUALIFIERS

- C1 Sample container temperature is out of limit as specified at testcode
- H Holding times for preparation or analysis exceeded
- MI Recovery outside control limits due to Matrix Interference
- PL Permit Limit
- E Value above quantitation range
- J Analyte detected below quantitation limits
- ND Not Detected at the Reporting Limit

Original

NELAP

NELAP A Accredited in accordance with NELAP ORELAP 100016, OR-028



Neilson Research Corporation
 245 S Grape St
 Medford, OR 97501
 TEL: (541) 770-5678 FAX: (541) 770-2901
 Website: www.nrclabs.com

Analytical Report

WO#: 24020374
 Date Reported: 2/20/2024

CLIENT: Sprague River Water Quality Lab
Lab ID: 24020374-08
Client Sample ID: 4020703-08
Project: RES
Sample Location: Comp

Collection Date: 2/7/2024 8:22:00 AM
Received Date: 2/8/2024 10:00:00 AM
Matrix: AQUEOUS

Analyses	Method	NELAP Status	Result Qual	DF	MDL	RL	Units	MCL	Date Analyzed	Analyst
DISSOLVED ORGANIC CARBON BY SM 5310 C-2014										
Organic Carbon, Dissolved	A5310C	A	3.74	1	0.192	0.700	mg/L		02/09/24 1:57	TJW
TOTAL ORGANIC CARBON SM 5310 C-2014										
Organic Carbon, Total	A5310C	A	3.19	1	0.0989	0.500	mg/L		02/12/24 15:59	TJW

QUALIFIERS

- C1 Sample container temperature is out of limit as specified at testcode
- H Holding times for preparation or analysis exceeded
- MI Recovery outside control limits due to Matrix Interference
- PL Permit Limit
- E Value above quantitation range
- J Analyte detected below quantitation limits
- ND Not Detected at the Reporting Limit

Original

NELAP

NELAP A Accredited in accordance with NELAP ORELAP 100016, OR-028



Neilson Research Corporation
 245 S Grape St
 Medford, OR 97501
 TEL: (541) 770-5678 FAX: (541) 770-2901
 Website: www.nrclabs.com

Analytical Report

WO#: 24020374
 Date Reported: 2/20/2024

CLIENT: Sprague River Water Quality Lab
Lab ID: 24020374-09
Client Sample ID: 4020703-09
Project: RES
Sample Location: Comp

Collection Date: 2/7/2024 9:19:00 AM
Received Date: 2/8/2024 10:00:00 AM
Matrix: AQUEOUS

Analyses	Method	NELAP Status	Result Qual	DF	MDL	RL	Units	MCL	Date Analyzed	Analyst
DISSOLVED ORGANIC CARBON BY SM 5310 C-2014										
Organic Carbon, Dissolved	A5310C	A	4.85	1	0.192	0.700	mg/L		02/09/24 2:15	TJW
TOTAL ORGANIC CARBON SM 5310 C-2014										
Organic Carbon, Total	A5310C	A	4.90	1	0.0989	0.500	mg/L		02/12/24 16:17	TJW

QUALIFIERS

- C1 Sample container temperature is out of limit as specified at testcode
- H Holding times for preparation or analysis exceeded
- MI Recovery outside control limits due to Matrix Interference
- PL Permit Limit
- E Value above quantitation range
- J Analyte detected below quantitation limits
- ND Not Detected at the Reporting Limit

Original

NELAP

NELAP A Accredited in accordance with NELAP ORELAP 100016, OR-028



Neilson Research Corporation
 245 S Grape St
 Medford, OR 97501
 TEL: (541) 770-5678 FAX: (541) 770-2901
 Website: www.nrclabs.com

QC SUMMARY REPORT

WO#: 24020374

20-Feb-24

Client: Sprague River Water Quality Lab
Project: RES

TestCode: DOC_W

Sample ID: MB	SampType: MBLK	TestCode: DOC_W	Units: mg/L	Prep Date: 2/8/2024	RunNo: 47184
Client ID: PBW	Batch ID: R47184	TestNo: A5310C		Analysis Date: 2/8/2024	SeqNo: 772279
Analyte	Result	PQL	SPK value	SPK Ref Val	%REC LowLimit HighLimit RPD Ref Val %RPD RPDLimit Qual
Organic Carbon, Dissolved	ND	0.700			

Sample ID: LCS 3.75 - 14323	SampType: LCS	TestCode: DOC_W	Units: mg/L	Prep Date: 2/8/2024	RunNo: 47184
Client ID: LCSW	Batch ID: R47184	TestNo: A5310C		Analysis Date: 2/8/2024	SeqNo: 772280
Analyte	Result	PQL	SPK value	SPK Ref Val	%REC LowLimit HighLimit RPD Ref Val %RPD RPDLimit Qual
Organic Carbon, Dissolved	3.63	0.700	3.750	0	96.8 90 110

Sample ID: MB	SampType: MBLK	TestCode: DOC_W	Units: mg/L	Prep Date: 2/8/2024	RunNo: 47184
Client ID: PBW	Batch ID: R47184	TestNo: A5310C		Analysis Date: 2/8/2024	SeqNo: 772281
Analyte	Result	PQL	SPK value	SPK Ref Val	%REC LowLimit HighLimit RPD Ref Val %RPD RPDLimit Qual
Organic Carbon, Dissolved	ND	0.700			

Sample ID: 24011072-01ADUP	SampType: DUP	TestCode: DOC_W	Units: mg/L	Prep Date: 2/8/2024	RunNo: 47184
Client ID: BatchQC	Batch ID: R47184	TestNo: A5310C		Analysis Date: 2/8/2024	SeqNo: 772283
Analyte	Result	PQL	SPK value	SPK Ref Val	%REC LowLimit HighLimit RPD Ref Val %RPD RPDLimit Qual
Organic Carbon, Dissolved	2.47	0.700			2.145 14.3 15

Qualifiers: CI Sample container temperature is out of limit as specified at testcode
 J Analyte detected below quantitation limits
 PL Permit Limit
 E Value above quantitation range
 MI Recovery outside control limits due to Matrix Interference
 RL Reporting Detection Limit
 H Holding times for preparation or analysis exceede
 ND Not Detected at the Reporting Limit

Original



Neilson Research Corporation
 245 S Grape St
 Medford, OR 97501
 TEL: (541) 770-5678 FAX: (541) 770-2901
 Website: www.nrclabs.com

QC SUMMARY REPORT

WO#: 24020374
 20-Feb-24

Client: Sprague River Water Quality Lab
Project: RES

TestCode: DOC_W

Sample ID: 24020340-01DMS	SampType: MS	TestCode: DOC_W	Units: mg/L	Prep Date: 2/8/2024	RunNo: 47184						
Client ID: BatchQC	Batch ID: R47184	TestNo: A5310C		Analysis Date: 2/8/2024	SeqNo: 772288						
Analyte	Result	PQL	SPK value	SPK Ref Val	%REC	LowLimit	HighLimit	RPD Ref Val	%RPD	RPDLimit	Qual
Organic Carbon, Dissolved	4.45	0.700	2.500	1.914	101	85	115				

Qualifiers:

CI	Sample container temperature is out of limit as specified at testcode	E	Value above quantitation range	H	Holding times for preparation or analysis exceede
J	Analyte detected below quantitation limits	MI	Recovery outside control limits due to Matrix Interference	ND	Not Detected at the Reporting Limit
PL	Permit Limit	RL	Reporting Detection Limit		

Original



Neilson Research Corporation
 245 S Grape St
 Medford, OR 97501
 TEL: (541) 770-5678 FAX: (541) 770-2901
 Website: www.nrclabs.com

QC SUMMARY REPORT

WO#: 24020374

20-Feb-24

Client: Sprague River Water Quality Lab
Project: RES

TestCode: ICP_200.7_W

Sample ID: MB-24281	SampType: MBLK	TestCode: ICP_200.7_W	Units: mg/L	Prep Date: 2/13/2024	RunNo: 47278
Client ID: PBW	Batch ID: 24281	TestNo: E200.7	E200.7	Analysis Date: 2/13/2024	SeqNo: 774217
Analyte	Result	PQL	SPK value	SPK Ref Val	%REC LowLimit HighLimit RPD Ref Val %RPD RPDLimit Qual
Aluminum	ND	0.0200			

Sample ID: LCS-24281	SampType: LCS	TestCode: ICP_200.7_W	Units: mg/L	Prep Date: 2/13/2024	RunNo: 47278
Client ID: LCSW	Batch ID: 24281	TestNo: E200.7	E200.7	Analysis Date: 2/13/2024	SeqNo: 774218
Analyte	Result	PQL	SPK value	SPK Ref Val	%REC LowLimit HighLimit RPD Ref Val %RPD RPDLimit Qual
Aluminum	1.03	0.0200	1.000	0	103 85 115

Sample ID: 24020278-01AMS	SampType: MS	TestCode: ICP_200.7_W	Units: mg/L	Prep Date: 2/13/2024	RunNo: 47278
Client ID: BatchQC	Batch ID: 24281	TestNo: E200.7	E200.7	Analysis Date: 2/13/2024	SeqNo: 774220
Analyte	Result	PQL	SPK value	SPK Ref Val	%REC LowLimit HighLimit RPD Ref Val %RPD RPDLimit Qual
Aluminum	11.8	0.0200	11.00	0.4768	103 70 130

Sample ID: 24020278-01AMSD	SampType: MSD	TestCode: ICP_200.7_W	Units: mg/L	Prep Date: 2/13/2024	RunNo: 47278
Client ID: BatchQC	Batch ID: 24281	TestNo: E200.7	E200.7	Analysis Date: 2/13/2024	SeqNo: 774221
Analyte	Result	PQL	SPK value	SPK Ref Val	%REC LowLimit HighLimit RPD Ref Val %RPD RPDLimit Qual
Aluminum	11.7	0.0200	11.00	0.4768	102 70 130 11.83 1.14 20

Qualifiers: CI Sample container temperature is out of limit as specified at testcode E Value above quantitation range H Holding times for preparation or analysis exceede
 J Analyte detected below quantitation limits MI Recovery outside control limits due to Matrix Interference ND Not Detected at the Reporting Limit
 PL Permit Limit RL Reporting Detection Limit

Original



Neilson Research Corporation
 245 S Grape St
 Medford, OR 97501
 TEL: (541) 770-5678 FAX: (541) 770-2901
 Website: www.nrclabs.com

QC SUMMARY REPORT

WO#: 24020374
 20-Feb-24

Client: Sprague River Water Quality Lab
Project: RES

TestCode: ICP_200.7_W

Sample ID: MB-24313	SampType: MBLK	TestCode: ICP_200.7_W	Units: mg/L	Prep Date: 2/15/2024	RunNo: 47359
Client ID: PBW	Batch ID: 24313	TestNo: E200.7	E200.7	Analysis Date: 2/15/2024	SeqNo: 775545
Analyte	Result	PQL	SPK value	SPK Ref Val	%REC LowLimit HighLimit RPD Ref Val %RPD RPDLimit Qual

Aluminum ND 0.0200

Sample ID: LCS-24313	SampType: LCS	TestCode: ICP_200.7_W	Units: mg/L	Prep Date: 2/15/2024	RunNo: 47359
Client ID: LCSW	Batch ID: 24313	TestNo: E200.7	E200.7	Analysis Date: 2/15/2024	SeqNo: 775546
Analyte	Result	PQL	SPK value	SPK Ref Val	%REC LowLimit HighLimit RPD Ref Val %RPD RPDLimit Qual

Aluminum 1.02 0.0200 1.000 0 102 85 115

Sample ID: 24020374-02CMS	SampType: MS	TestCode: ICP_200.7_W	Units: mg/L	Prep Date: 2/15/2024	RunNo: 47359
Client ID: 4020703-02	Batch ID: 24313	TestNo: E200.7	E200.7	Analysis Date: 2/15/2024	SeqNo: 775554
Analyte	Result	PQL	SPK value	SPK Ref Val	%REC LowLimit HighLimit RPD Ref Val %RPD RPDLimit Qual

Aluminum 33.8 0.0200 11.00 15.80 164 70 130 MI

Sample ID: 24020374-02CMSD	SampType: MSD	TestCode: ICP_200.7_W	Units: mg/L	Prep Date: 2/15/2024	RunNo: 47359
Client ID: 4020703-02	Batch ID: 24313	TestNo: E200.7	E200.7	Analysis Date: 2/15/2024	SeqNo: 775555
Analyte	Result	PQL	SPK value	SPK Ref Val	%REC LowLimit HighLimit RPD Ref Val %RPD RPDLimit Qual

Aluminum 34.2 0.0200 11.00 15.80 167 70 130 33.84 1.07 20 MI

Qualifiers: CI Sample container temperature is out of limit as specified at testcode E Value above quantitation range H Holding times for preparation or analysis exceede
 J Analyte detected below quantitation limits MI Recovery outside control limits due to Matrix Interference ND Not Detected at the Reporting Limit
 PL Permit Limit RL Reporting Detection Limit

Original



Neilson Research Corporation
 245 S Grape St
 Medford, OR 97501
 TEL: (541) 770-5678 FAX: (541) 770-2901
 Website: www.nrclabs.com

QC SUMMARY REPORT

WO#: 24020374
 20-Feb-24

Client: Sprague River Water Quality Lab
Project: RES

TestCode: ICP_200.7_W_DISS2

Sample ID: MB-24283	SampType: MBLK	TestCode: ICP_200.7_W	Units: mg/L	Prep Date: 2/13/2024	RunNo: 47277
Client ID: PBW	Batch ID: 24283	TestNo: E200.7	E3005	Analysis Date: 2/13/2024	SeqNo: 774177
Analyte	Result	PQL	SPK value	SPK Ref Val	%REC LowLimit HighLimit RPD Ref Val %RPD RPDLimit Qual

Aluminum, Dissolved	ND	0.0200									
---------------------	----	--------	--	--	--	--	--	--	--	--	--

Sample ID: LCS-24283	SampType: LCS	TestCode: ICP_200.7_W	Units: mg/L	Prep Date: 2/13/2024	RunNo: 47277
Client ID: LCSW	Batch ID: 24283	TestNo: E200.7	E3005	Analysis Date: 2/13/2024	SeqNo: 774178
Analyte	Result	PQL	SPK value	SPK Ref Val	%REC LowLimit HighLimit RPD Ref Val %RPD RPDLimit Qual

Aluminum, Dissolved	1.01	0.0200	1.000	0	101	85	115				
---------------------	------	--------	-------	---	-----	----	-----	--	--	--	--

Sample ID: 24020185-01EMS	SampType: MS	TestCode: ICP_200.7_W	Units: mg/L	Prep Date: 2/13/2024	RunNo: 47277
Client ID: BatchQC	Batch ID: 24283	TestNo: E200.7	E3005	Analysis Date: 2/13/2024	SeqNo: 774180
Analyte	Result	PQL	SPK value	SPK Ref Val	%REC LowLimit HighLimit RPD Ref Val %RPD RPDLimit Qual

Aluminum, Dissolved	10.7	0.0200	11.00	0	97.4	70	130				
---------------------	------	--------	-------	---	------	----	-----	--	--	--	--

Sample ID: 24020185-01EMSD	SampType: MSD	TestCode: ICP_200.7_W	Units: mg/L	Prep Date: 2/13/2024	RunNo: 47277
Client ID: BatchQC	Batch ID: 24283	TestNo: E200.7	E3005	Analysis Date: 2/13/2024	SeqNo: 774181
Analyte	Result	PQL	SPK value	SPK Ref Val	%REC LowLimit HighLimit RPD Ref Val %RPD RPDLimit Qual

Aluminum, Dissolved	10.5	0.0200	11.00	0	95.8	70	130	10.72	1.64	20	
---------------------	------	--------	-------	---	------	----	-----	-------	------	----	--

Qualifiers:

CI	Sample container temperature is out of limit as specified at testcode	E	Value above quantitation range	H	Holding times for preparation or analysis exceede
J	Analyte detected below quantitation limits	MI	Recovery outside control limits due to Matrix Interference	ND	Not Detected at the Reporting Limit
PL	Permit Limit	RL	Reporting Detection Limit		

Original



Neilson Research Corporation
 245 S Grape St
 Medford, OR 97501
 TEL: (541) 770-5678 FAX: (541) 770-2901
 Website: www.nrclabs.com

QC SUMMARY REPORT

WO#: 24020374

20-Feb-24

Client: Sprague River Water Quality Lab
Project: RES

TestCode: TOC_5310C

Sample ID: MB	SampType: MBLK	TestCode: TOC_5310C	Units: mg/L	Prep Date: 2/12/2024	RunNo: 47228						
Client ID: PBW	Batch ID: R47228	TestNo: A5310C		Analysis Date: 2/12/2024	SeqNo: 773266						
Analyte	Result	PQL	SPK value	SPK Ref Val	%REC	LowLimit	HighLimit	RPD Ref Val	%RPD	RPDLimit	Qual
Organic Carbon, Total	ND	0.500									


Sample ID: LCS 3.75 - 14323	SampType: LCS	TestCode: TOC_5310C	Units: mg/L	Prep Date: 2/12/2024	RunNo: 47228						
Client ID: LCSW	Batch ID: R47228	TestNo: A5310C		Analysis Date: 2/12/2024	SeqNo: 773267						
Analyte	Result	PQL	SPK value	SPK Ref Val	%REC	LowLimit	HighLimit	RPD Ref Val	%RPD	RPDLimit	Qual
Organic Carbon, Total	3.65	0.500	3.750	0	97.2	90	110				

Sample ID: 24020043-01ADUP	SampType: DUP	TestCode: TOC_5310C	Units: mg/L	Prep Date: 2/12/2024	RunNo: 47228						
Client ID: BatchQC	Batch ID: R47228	TestNo: A5310C		Analysis Date: 2/12/2024	SeqNo: 773269						
Analyte	Result	PQL	SPK value	SPK Ref Val	%REC	LowLimit	HighLimit	RPD Ref Val	%RPD	RPDLimit	Qual
Organic Carbon, Total	0.220	0.500						0.2465	11.3	15	J

Sample ID: 24020374-01AMS	SampType: MS	TestCode: TOC_5310C	Units: mg/L	Prep Date: 2/12/2024	RunNo: 47228						
Client ID: 4020703-01	Batch ID: R47228	TestNo: A5310C		Analysis Date: 2/12/2024	SeqNo: 773273						
Analyte	Result	PQL	SPK value	SPK Ref Val	%REC	LowLimit	HighLimit	RPD Ref Val	%RPD	RPDLimit	Qual
Organic Carbon, Total	2.70	0.500	2.500	0.2247	98.8	85	115				

Qualifiers: CI Sample container temperature is out of limit as specified at testcode
 J Analyte detected below quantitation limits
 PL Permit Limit
 E Value above quantitation range
 MI Recovery outside control limits due to Matrix Interference
 RL Reporting Detection Limit
 H Holding times for preparation or analysis exceede
 ND Not Detected at the Reporting Limit




Original



Neilson Research Corporation
 245 S Grape St
 Medford, OR 97501
 TEL: (541) 770-5678 FAX: (541) 770-2901
 Website: www.nrclabs.com

Sample Log-In Check List

Client Name: SPRAGUERIVERWATER Work Order Number: 24020374 RcptNo: 1

Logged by:	Ashley Spiegelberg	2/8/2024 10:00:00 AM	
Completed By:	Erin Hernandez	2/12/2024 9:57:00 AM	
Reviewed By:	Jordan Diemer	2/20/2024 10:46:40 AM	

Chain of Custody

1. Is Chain of Custody complete? Yes No Not Present
2. How was the sample delivered? UPS

Log In

3. Coolers are present? Yes No NA
4. Shipping container/cooler in good condition? Yes No
- Custody seals intact on shipping container/cooler? Yes No Not Present
- No. Seal Date: Signed By:
5. Was an attempt made to cool the samples? Yes No NA
6. Were all samples received at a temperature of >0° C to 6.0°C Yes No NA
7. Sample(s) in proper container(s)? Yes No
8. Sufficient sample volume for indicated test(s)? Yes No
9. Are samples (except VOA and ONG) properly preserved? Yes No
10. Was preservative added to bottles? Yes No NA
11. Is the headspace in the VOA vials less than 1/4 inch or 6 mm? Yes No HNO3 pH<2
No VOA Vials
12. Were any sample containers received broken? Yes No
13. Does paperwork match bottle labels? Yes No
(Note discrepancies on chain of custody)
14. Are matrices correctly identified on Chain of Custody? Yes No
15. Is it clear what analyses were requested? Yes No
16. Were all holding times able to be met? Yes No
(If no, notify customer for authorization.)

Special Handling (if applicable)

17. Was client notified of all discrepancies with this order? Yes No NA

Person Notified:	<input type="text"/>	Date:	<input type="text"/>
By Whom:	<input type="text"/>	Via:	<input type="checkbox"/> eMail <input type="checkbox"/> Phone <input type="checkbox"/> Fax <input type="checkbox"/> In Person
Regarding:	<input type="text"/>		
Client Instructions:	<input type="text"/>		

18. Additional remarks:

Cooler Information

Cooler No	Temp °C	Condition	Seal Intact	Seal No	Seal Date	Signed By
1	2.7	Good				EH



Chain of Custody Record

This Chain of Custody is a LEGAL DOCUMENT and must be filled out accurately.

Section A Required Client Information		Section B Required Project Information		Section C Invoice Information		Section D Rush Status (Subject to Scheduling)	
Company: Sprague River Water Quality Lab		Project Name: RES		Attention: Kaneeta Kirk		<input checked="" type="checkbox"/> Standard: 10 Business Days	
Address: 5671 Sprague River Road		Project Number:		Company Name: The Klamath Tribes		<input type="checkbox"/> Priority: 5 Business Days (List x 1.50)	
Chiloquin, OR 97624		Report To:		Address: PO Box 436		<input type="checkbox"/> Express: 3 Business Days (List x 1.75)	
Email: teresa.coley@klamathtribes.com		Copy To:		Chiloquin, OR 97624		<input type="checkbox"/> Rush: 2 Business Days (List x 2.00)	
Phone: (541) 827-5231 Fax:				P.O. #		<input type="checkbox"/> Rush: 1 Business Day (List x 2.50)	
Collected By (Print): Ben A. Harris						<input type="checkbox"/> Rush: Same Day (List x 3.00)	
Collected By (Sign): <i>Ben A. Harris</i>						Authorized <input type="checkbox"/> Yes <input type="checkbox"/> No	
Email Report <input checked="" type="checkbox"/> Mail Report <input type="checkbox"/> Fax Report <input type="checkbox"/>							

Section E Sample Information					Analysis Requested										NRC Workorder # (Lab Use Only)			
Sample ID	Comp/Grab	Matrix*	Date Collected	Time Collected	No. of Containers	TOC	DOC	Total Aluminum	Dissolved Aluminum							Remarks / Field Data	NRC Sample # Use Only	(Lab)
4020703-01	Comp	Water	2/6/24	9:10	8	✓	✓	✓	✓								01	
4020703-02	Comp	Water	2/6/24	8:45	8	✓	✓	✓	✓								02	
4020703-03	Comp	Water	2/6/24	9:01	8	✓	✓	✓	✓								03	
4020703-04	Comp	Water	2/6/24	10:42	8	✓	✓	✓	✓								04	
4020703-05	Comp	Water	2/6/24	12:31	8	✓	✓	✓	✓								05	
4020703-06	Comp	Water	2/6/24	13:46	6	✓	✓										06	
4020703-07	Comp	Water	2/6/24	15:03	6	✓	✓										07	
4020703-08	Comp	Water	2/7/24	8:22	6	✓	✓										08	
4020703-09	Comp	Water	2/7/24	9:19	6	✓	✓										09	

*Matrix: DW - Drinking Water WW - Wastewater W - Water S - Soil/Solid SL - Sludge O - Oil WP - Wipe OT - Other

Section F		Sign	Print	Date	Time
Relinquished By:					
Received By:	<i>Ben A. Harris</i>	Ben A. Harris		2-7-24	1407
Relinquished By:					
Received By:	<i>Ben A. Harris</i>	Ben A. Harris		2-7-24	1409
Received By Laboratory:	<i>Ashtley Spigelberg</i>	Ashtley Spigelberg		2/8/24	10:00

Section G Lab Use Only	
Temp:	20.7 IR-G
≤6°C:	<input checked="" type="checkbox"/> Yes <input type="checkbox"/> No
Received on Ice:	<input type="checkbox"/> Yes <input type="checkbox"/> No
Number of Bottles Received:	
pH Checked:	—
COC Seals Intact:	<input type="checkbox"/> Yes <input type="checkbox"/> No <input checked="" type="checkbox"/> NA
Field Blank Included:	<input type="checkbox"/> Yes <input checked="" type="checkbox"/> No

Received Via:	<input checked="" type="checkbox"/> UPS <input type="checkbox"/> FedEx <input type="checkbox"/> Other <input type="checkbox"/> Hand
Payment:	<input checked="" type="checkbox"/> Invoice <input type="checkbox"/> Cash <input type="checkbox"/> VISA, M/C <input type="checkbox"/> Check # _____ Amount _____

Effective 6/19/2020

-
- A Total Alkalinity and Bicarbonate Alkalinity results are to a pH endpoint of 4.5. Carbonate Alkalinity result is to a pH endpoint of 8.3.
- A-LL The total low level alkalinity results are to a pH endpoint of 4.3-4.7 pH units per SM 2320B-2011.
- B Analyte detected in the associated method blank.
- C Sample(s) does not meet NELAP/ORELAP sample acceptance criteria. See Case Narrative.
- C1 Sample(s) does not meet NELAP/ORELAP sample acceptance criteria for temperature.
- CF Results confirmed by re-analysis.
- CU Cleanup performed as specified by method.
- E Estimated value.
- ER Elevated reporting limit due to matrix. Report limits (MDLs, MRLs & PQLs) are adjusted based on variations in sample preparation amounts, analytical dilutions, and percent solids, where applicable.
- FC Fecal Coliforms: Sample(s) received past 40 CFR Part 136 specified holding time. Results reported as estimated values.
- HP Sample re-analysis performed outside of method specified holding time.
- HR Sample received outside of method specified holding time.
- HS Sample analyzed for volatile organics contained headspace.
- HT At the client's request, the sample was analyzed outside of method specified holding time.
- H Analysis performed outside of method specified holding time.
- J Analyte detected below the Minimum Reporting Limit (MRL) and above the Method Detection Limit (MDL). The J flag result is an estimated value and the user should be aware that this data is of limited reliability.
- L Dissolved metals were not filtered within 15 minutes of collection per 40 CFR Part 136.
- MI Surrogate, Duplicate Sample (DUP) or Matrix Spikes recoveries are out of control limits due to matrix interference. Sample results may be biased.
- N See Case Narrative on page 2 of report.
- Q Initial calibration verification (ICV), continuing calibration verification (CCV) or laboratory control sample (LCS), and/or matrix spikes exceeded high recovery limits, but associated samples are non-detect and the sample results are not affected. Data meets EPA/NELAP requirements.
- R Relative percent difference (RPD) is outside of the accepted recovery limits.
- R3 The relative percent difference (RPD) and/or percent recovery for the duplicate (DUP) or matrix spike (MS)/matrix spike duplicate (MSD) cannot be accurately calculated due to the concentration of analyte already present in the sample.
- R4 The Relative percent difference (RPD) is not within control limits because the concentration of the sample result is too low to represent proper statistical error.
- R5 The difference between the BOD/CBOD results for the highest and lowest dilution used for the calculation is >30% because the results are too low to represent proper statistical error. The BOD/CBOD sample result is an average of all qualified bottles for each dilution series. The sample results are not affected.
- R6 The difference between the BOD/CBOD results for the highest and lowest dilution used for the calculation is >30%. This may indicate a possible matrix interference. The BOD/CBOD sample result is an average of all qualified bottles for each dilution series.
- S Surrogate and/or matrix spike recovery is outside of the accepted recovery limits. Sample results may be biased.
- S1 Surrogate or matrix spike recovery is outside of control limits due to dilution necessary for analysis.
- SC Sub-contracted to another laboratory for analysis.
- SP Sample(s) were not collected per EPA Method 5035A protocols. The results are considered minimum values.
- * Value exceeds Maximum Contaminant Level or is outside the acceptable range.