


**DISCHARGER'S GUIDE TO THE STORM WATER MULTIPLE
APPLICATION AND REPORT TRACKING SYSTEM (SMARTS)
DATABASE**


USER REGISTRATION



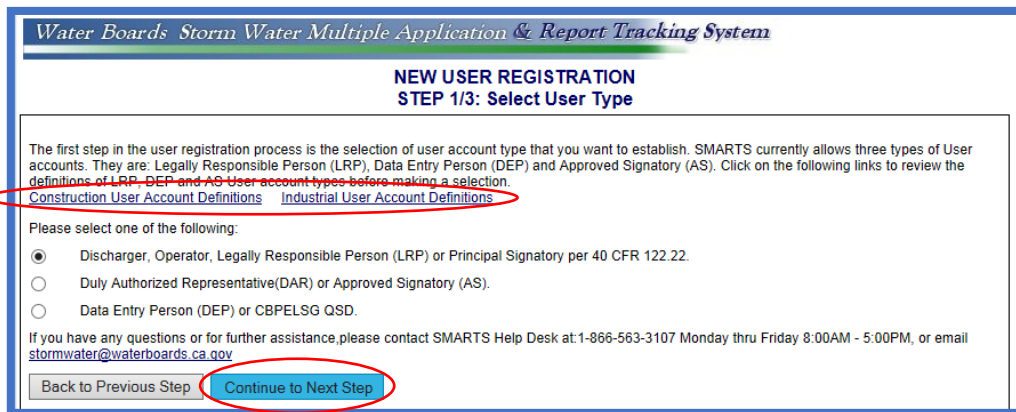
Last Revised: February 2024

SMARTS Legally Responsible Person (LRP) User Registration Steps:

1. Log into [SMARTS](https://smarts.waterboards.ca.gov) (<https://smarts.waterboards.ca.gov>) and select “Create Account”:
Browser Requirements: SMARTS best works with Google Chrome or Microsoft Edge. Use of other browsers may cause unexpected errors.



2. Read the User Account Definitions on this page prior to selecting a User Account type. Select the User Account type and “Continue to the Next Step”.



3. For LRP user accounts select one of the two options and click “Continue to Next Step”.
 - I am not associated with any organizations or businesses currently registered in SMARTS.
 - Select this option if the business or organization is not currently regulated under one of the Stormwater Permits.
 - I am replacing an LRP for an existing organization or business registered in SMARTS with an active WDID number.
 - Select this option if the business or organization currently has permit coverage under one of the Stormwater Permits.

Water Boards Storm Water Multiple Application & Report Tracking System

NEW USER REGISTRATION
Select LRP Type

Please select one of the following:

- I am not associated with any organizations or businesses currently registered in the SMART System and would like to create a new record.
- I am replacing an LRP for an existing organization or business registered in SMARTS with active WDID numbers. I have a Secret Code Number(SCN) issued by the State Water Resource Control Board.

If you have any questions or for further assistance please contact SMARTS Help Desk at: 1-866-563-3107 Monday thru Friday 8:00AM - 5:00PM, or email smarts@waterboards.ca.gov.

© 2015 State of California. [Conditions of Use](#) [Privacy Policy](#)

4. Enter the User Account Details and click “Continue to Next Step”.
Note: User ID’s are case sensitive.

Water Boards Storm Water Multiple Application & Report Tracking System

NEW USER REGISTRATION
Step 2/3: User Account Details

Enter User Account Details

The next step in the registration process is to provide your user account details. The User ID along with a Password will be sent to the e-mail address entered below. You will need this User ID and Password to log into SMARTS. Please verify that the e-mail address is valid and accurate.

User Account Details: (An * indicates a required field)

First Name: *

Middle Name:

Last Name: *

Title:

Email: * (abc@xyz.com/abc@xyz.net)

Re-enter Email: * (abc@xyz.com/abc@xyz.net)

Work Phone: * Ext: (999-999-9999)

Mobile Phone: (999-999-9999) - Use this number to receive the text password reset.

User ID: * (Enter user ID between 7 - 16 characters. Use the button to verify if the User ID is already taken.)

Password: System will generate the password and send you via email.

Business/Agency Details:

Business Type: *

Business Name: * (Do Not use Abbreviations, use Legal Business Name)

Business Address: USA Address International Address

Street Address: * (Enter PO Box in Street Address field.)

Address Line 2:

City, State, & Zip: * CA * Zip: *

Country:

Federal Tax Id: * (99-9999999)

© 2015 State of California. [Conditions of Use](#) [Privacy Policy](#)

5. Select the Security Questions and Answers
Select and answer five security questions. This information is used to identify the user when electronically certifying application or reports in SMARTS.

Note: The Personal Identification Code, is a unique set of numbers or word selected by the user.

NEW USER REGISTRATION
Step 2/3: User Account Details

Legally Responsible Person: Enter User Account Details

The next step in the registration process is to provide your user account security details. Please choose the security questions, the respect

Identification Verification Security Questions:

Please select and answer the Identification Verification Security questions below. These questions will be asked in the event you misp

Security question: [Select a Question] *
Answer: *
Security question: [Select a Question] *
Answer: *
Security question: [Select a Question] *
Answer: *
Security question: [Select a Question] *
Answer: *
Security question: [Select a Question] *
Answer: *
Personal Identification Code: *

The Personal Identification Code is a set of numbers or letters used to authenticate the user when contacting the Water Boards regarding your SMARTS account. Once set, the PIC cannot be changed or retrieved. If a user forgets their PIC, a new user account must be created.

6. Certify and Complete the Registration
Enter the letters from the security image. Check the boxes the certification statements were read, and click "Continue to Complete Registration".

Server Security Letters:

P X G F J X * Security Image Letters are not case sensitive

certify under penalty of law that this document and all attachments were prepared under the direction or supervision in accordance with a the information submitted. Based on my inquiry of the person or persons who manage the system, or those persons directly responsible for gathering and belief, true, accurate, and complete. I am aware that there are significant penalties for submitting false information, including the possibility of

I am also aware that my user ID, password and answer to a security question constitute my electronic signature and any information I indicate I signature is the legal equivalent of my handwritten signature. I certify that I have not violated any term in my Electronic Signature Agreement and password and challenge question answers have been compromised now or at any time prior to this submission. I understand that this attestation environmental program and must be true to the best of my knowledge.

understand that since I have WDIDs in the System or I am replacing an LRP of my organization, my first login will be directed to Re - cert WDIDs I am associated with. In order to do so I need to obtain the Organization Id & Organization Secret Code number from State Water Resour

* : Fields preceded by red asterisk (" * ") are mandatory/required fields.

If you have any questions or for further assistance, please contact SMARTS Help Desk at: 1-866-563-3107 Monday thru Friday 8:00AM - 5:00P

Continue to Complete Registration

7. Acknowledgement screen. Once registration is complete a temporary password is emailed. Log in with the temporary password and set a new password. The temporary password is valid for 72 hours.

Water Boards Storm Water Multiple Application & Report Tracking System

NEW USER REGISTRATION
Step 3/3: Acknowledgement

Acknowledgement

This completes your user registration process: Your user account has been successfully created in SMARTS.

Your User ID, Password, and instructions for logging into SMARTS have been sent to you via e-mail.
Please check your e-mail account and log into SMARTS using the User ID and Password provided.
If the e-mail is not received within a reasonable amount of time, please contact the Storm Water Help Desk at the phone number provided below.

To log into SMARTS, enter the following address into your browser or click on the link: <https://smarts.waterboards.ca.gov/>

If you have a WDID, and Water Board sent Secret Code Number, please link those WDIDs to your user account after logging into SMARTS. If you have a WDID but have not received a SCN, please contact the SMARTS Help Desk at 1-866-563-3107. You must have a SCN to link a WDID to your account.

The e-mail includes instructions on how to link existing WDIDs and Data Entry Person (DEP) user accounts to your account. Until a DS account is linked to a LRP account, the DS cannot enter data into SMARTS on behalf of that LRP.

If you have any questions or for further assistance, please contact SMARTS Help Desk at: 1-866-563-3107 Monday thru Friday 8:00AM - 5:00PM, or email stormwater@waterboards.ca.gov.

[Back to Registration/Login Screen](#)

© 2015 State of California. [Conditions of Use](#) [Privacy Policy](#)