

CLEAN UP

GROUNDWATER

GROUP: LEAKING UNDERGROUND STORAGE TANKS CLEANUP PROGRAM

MEASURE: NUMBER AND PERCENTAGE OF CASES IN ACTIVE REMEDIATION


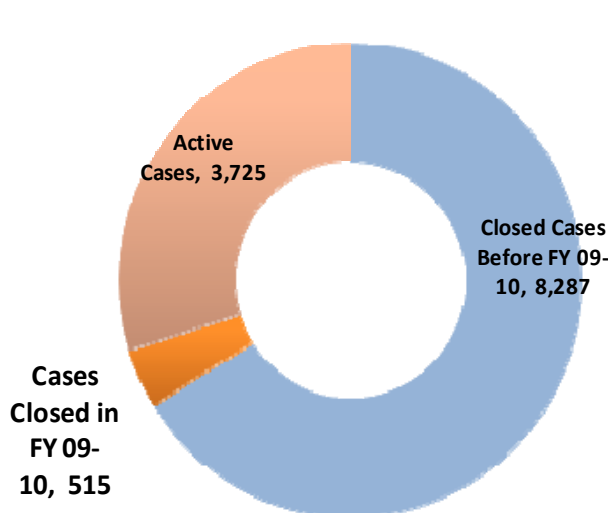
MESSAGE: Nearly one third of all state-lead cases under active remediation.

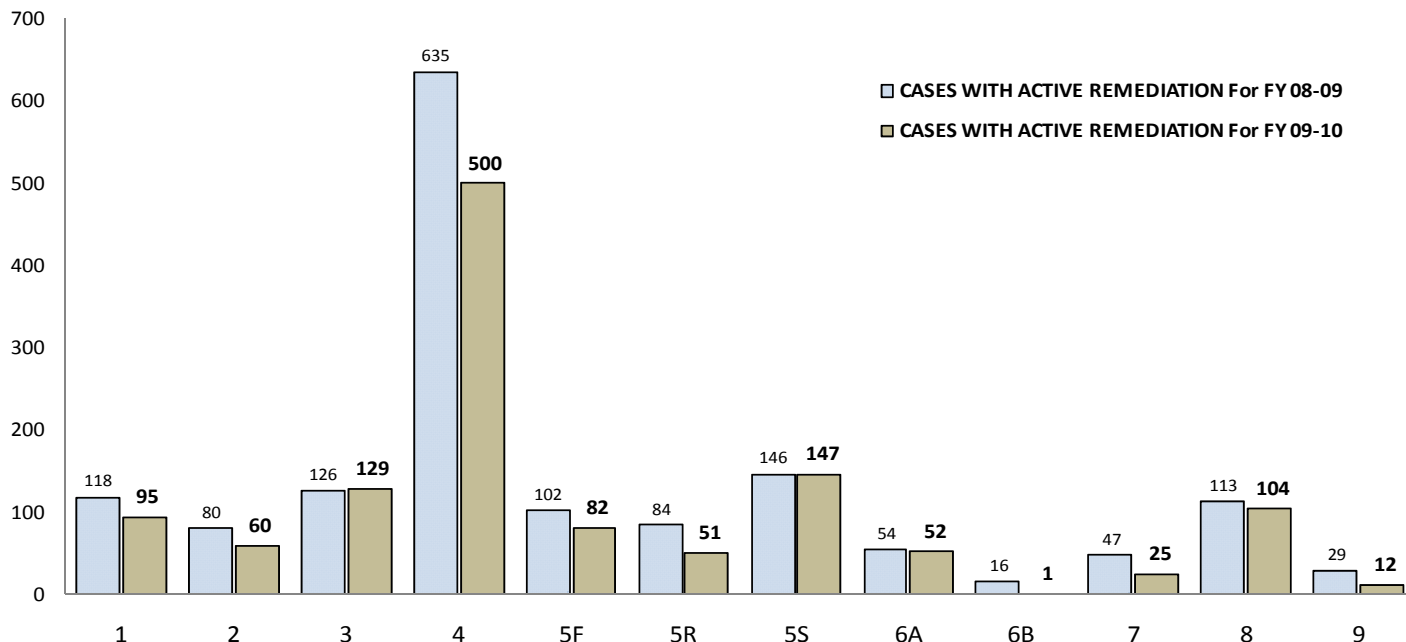
KEY STATISTICS FOR FY 2009-10

NUMBER OF ACTIVE CASES: 3,725
 NUMBER OF CASES IN ACTIVE REMEDIATION: 1,258

MEASUREMENTS:

Region	Total Number of Active Cases	Cases In Assessment & Interim Remediation	Cases Under Site Assessment	Cases Under Verification Monitoring	Cases in Remediation	Percentage of Cases In Active Remediation
1	353	26	181	51	95	27%
2	256	10	151	35	60	23%
3	268	5	52	82	129	48%
4	1,383	18	816	49	500	36%
5	909	20	456	153	280	31%
6	144	3	50	38	53	37%
7	92	-	59	8	25	27%
8	264	4	117	39	104	39%
9	56	9	18	17	12	21%
TOTAL	3,725	95	1,900	472	1,258	34%





WHAT THE MEASURE IS SHOWING:

The data shows that of the 3,725 cases that were active during FY 09-10, approximately 34% were taking actions to clean up and remediate the effects of pollution at different levels.

WHY THIS MEASURE IS IMPORTANT:

The process of cleaning Leaking Underground Storage Tanks may take several years and may be completed in different phases. Tracking the number of cases in active remediation and the total number of active cases is important to assess and plan the future workload, fund requirements, and evaluate results.

TECHNICAL CONSIDERATIONS:

- Data source: GEOTRACKER. Period July 1, 2009 to June 30, 2010. Extracted on August 3, 2010.
- Unit of Measure: Number of cases.
- Data Definitions: **Active Cases:** The number of cases overseen by Regional Boards that had an Open status as of June 30, 2010. **Cases In Active Remediation:** Cases with a status of Open-Remediation any time between 07/01/2009 and 06/30/2010. **Cases in Assessment & Interim Remediation:** Cases being assessed or monitored previous to remediation. **Site Assessment:** Cases currently being assessed. **Verification Monitoring:** Cases currently being monitored.
- References: More information on the Water Boards’ Leaking Underground Storage Tank Cleanup program is available at: http://www.waterboards.ca.gov/water_issues/programs/ust/
- Public reports and data are available at: <http://geotracker.waterboards.ca.gov/>

GLOSSARY:



Leaking Underground Storage Tanks

Leaking underground storage tanks are a significant source of petroleum impacts to groundwater and a risk to human health and safety. Contamination may impact drinking water aquifers, public or [private drinking water wells](#), and present a risk of exposure to humans through inhalation of vapors. These threats are minimized when UST owners or operators (responsible parties) report a leak to the environment to the local regulatory agency within 24 hours of detection. If a leak occurs, responsible parties or their representative must notify the appropriate [Regional Water Quality Control Board or County Agency](#) and submit an [unauthorized release form](#). Site investigation and cleanup (corrective action) costs can only be reimbursed by the [Cleanup Fund](#) after the tank release has been reported to the Regional Board or county regulatory agency. Regional Board and many County Agencies are authorized to oversee the investigation and cleanup of UST system releases.

Active Remediation

Active remediation comprises the phase(s) of work where the actual construction or implementation of activities to accomplish cleanup at a site occurs.