

Los Angeles Regional Water Quality Control Board

December 3, 2018

Mr. Al Tizani
Chief Executive Office
County of Los Angeles
500 West Temple Street
Los Angeles, California 90012

Certified Mail
Return Receipt Requested
Claim No. 7017 2400 0000 9373 4270

REVISED MONITORING AND REPORTING PROGRAM NO. CI-3138 – FORESTER AND FIRE WARDEN CAMP 13 WASTEWATER TREATMENT PLANT, 1250 SOUTH ENCINAL CANYON ROAD, MALIBU, CALIFORNIA (FILE NO. 61-108, ORDER NOS. R4-2015-0121 AND R4-2015-0122, CI-3138, GLOBAL ID WDR100001050)

Dear Mr. Tizani,

On June 10, 2015, the California Regional Water Quality Control Board, Los Angeles Region (Regional Board) adopted Waste Discharge Requirements (WDRs) Order No. R4-2015-0121 with a Monitoring and Reporting Program (MRP) No. CI-3138 for Forester and Fire Warden Camp 13 Wastewater Treatment Plant (Camp 13 WWTP). Los Angeles County Internal Services Department (ISD, Discharger) operates the Camp 13 WWTP which treats domestic wastewater generated at Camp 13. The treated effluent is discharged into seven percolation ponds.

On March 23, 2016, a *Groundwater Investigation Workplan* was submitted and approved by the Regional Board to determine site-specific groundwater flow direction and gradient for the purposes of adequately assessing any impacts to the quality of the receiving groundwater underneath the percolation ponds. Four new groundwater monitoring wells (MW-4, MW-5, MW-6, and MW-7) were installed in September and October 2016. The Discharger subsequently submitted the *Compliance Well Declaration Letter* (Letter) dated August 31, 2018 to propose modifications to MRP No. CI-3138 as follows:

- The groundwater monitoring program shall consist of a network of five monitoring wells (MW-1, MW-4, MW-5, MW-6, and MW-7). Wells MW-1 and MW-4 are screened in the shallow groundwater while wells MW-5, MW-6, and MW-7 are screened in the deeper groundwater and located at upgradient, downgradient, and crossgradient to the percolation ponds for compliance determination.
- Well MW-6 shall be designated as the compliance determination well for evaluating whether treated effluent discharged from Camp 13 WWTP impacts groundwater underneath the percolation ponds.
- The surface water monitoring program shall be updated with two monitoring locations (SW-0 and SW-1).

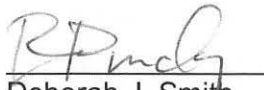
The Letter indicates that wells MW-1 and MW-4 are screened in the shallow aquifer and therefore provide information about the background conditions of the shallow, narrow, creek alluvium groundwater at the site. Wells MW-5, MW-6, and MW-7 are screened in the deeper, bedrock aquifer, representing the regional receiving groundwater. Therefore, wells MW-5, MW-6, and MW-7 are used to determining the site-specific groundwater flow directions and gradient as well as assessing potential impacts to the receiving groundwater in the vicinity of the percolation ponds. Monitoring well MW-6 is the only well downgradient to the percolation ponds, and therefore is designated as the compliance determination well.

Surface water monitoring locations SW-0 and SW-1 are paired with monitoring wells MW-4 and MW-1 (both shallow monitoring wells) to determine the possible impact from stormwater to the shallow groundwater aquifer.

Based on review of the information submitted, the proposed modifications to MRP No. CI-3138 are approved. The revised MRP No. CI-3138, which incorporates the proposed modifications, is enclosed.

If you have any questions, please contact the Project Manager, Dr. Ann Chang at (213) 620-6122 (ann.chang@waterboards.ca.gov), or the Chief of Groundwater Permitting Unit, Dr. Eric Wu at (213) 576-6683 (eric.wu@waterboards.ca.gov).

Sincerely,


to Deborah J. Smith
Executive Officer

Enclosure: Revised Monitoring and Reporting Program No. CI-3138 dated December 3, 2018

cc: Mr. Jon Rohrer, Roux Associates, Inc.

**CALIFORNIA REGIONAL WATER QUALITY CONTROL BOARD
LOS ANGELES REGION**

320 West 4th Street, Suite 200, Los Angeles, California 90013
(213) 576-6660 • Fax (213) 576-6640
<http://www.waterboards.ca.gov/losangeles/>

**MONITORING AND REPORTING PROGRAM NO. CI-3138
FOR
LOS ANGELES COUNTY FIRE DEPARTMENT
AND
LOS ANGELES COUNTY INTERNAL SERVICES DEPARTMENT
FORESTER AND FIRE WARDEN CAMP 13 WASTEWATER TREATMENT PLANT
(FILE NO. 61-108)**

This Monitoring and Reporting Program (MRP) No. CI-3138 is issued pursuant to California Water Code section 13267, which authorizes the California Regional Water Quality Control Board, Los Angeles Region (Regional Board) to require Los Angeles County Fire Department and Los Angeles County Internal Services Department (hereinafter, Dischargers) to submit technical and monitoring reports. The reports required herein are necessary to assure compliance with Waste Discharge Requirements (WDRs) Order No. R4-2015-0121 and to protect the waters of the state and their beneficial uses. The evidence that supports the need for the reports is set forth in the WDRs and the Regional Board Record.

I. REPORTING REQUIREMENTS

- A. The Dischargers shall implement this monitoring program on the effective date of this Order (WDR Order No. R4-2015-0121). The next monitoring report under this Program is due by **January 30, 2019**. Monitoring reports shall be received by the Regional Board by the dates in the following schedule:

<u>Reporting Period</u>	<u>Report Due</u>
January - March	April 30
April - June	July 30
July - September	October 30
October – December	January 30

- B. If there is no discharge during any reporting period, the report shall so state.
- C. By March 1st of each year, beginning March 1, 2019, the Dischargers shall submit an annual summary report to the Regional Board. The report shall contain both tabular and graphical summaries of the monitoring data obtained during the previous calendar year. In addition, the Dischargers shall discuss the compliance record and the corrective actions taken or planned, which may be needed to bring the discharge into full compliance with the waste discharge requirements.

- D. Laboratory analyses – all chemical, bacteriological, and toxicity analyses shall be conducted at a laboratory certified for such analyses by the California Environmental Laboratory Accreditation Program (ELAP). A copy of the laboratory certification shall be provided each time a new and/or renewal is obtained from ELAP.
- E. The monitoring report shall specify the United States Environmental Protection Agency (USEPA) analytical method used, the Method Detection Limit (MDL) and the Minimum Level (ML) for each pollutant. For the purpose of reporting compliance with numerical limitations, and receiving water limitations, analytical data shall be reported by one of the following methods, as appropriate:
1. An actual numerical value for sample results greater than or equal to the ML;
 2. “Detected, but Not Quantified (DNQ)” for sample results greater than or equal to the laboratory’s MDL but less than the ML; or,
 3. “Not Detected (ND)” for sample results less than the laboratory’s MDL with the MDL indicated for the analytical method used.

The minimum levels are those published by the State Water Resources Control Board in the *Policy for the Implementation of Toxics Standards for Inland Surface Waters, Enclosed Bays, and Estuaries of California, February 24, 2005*.

- F. The MLs employed for effluent analyses shall be lower than the permit limits established for a given parameter, unless the Dischargers can demonstrate that a particular ML is not attainable and obtains approval for a higher ML from the Regional Board Executive Officer (Executive Officer). The Dischargers shall submit a list of the analytical methods employed for each test and the associated laboratory quality assurance/quality control (QA/QC) procedures upon request by the Regional Board.
- G. Water/wastewater samples must be analyzed within allowable holding time limits as specified in 40 CFR Part 136.3. All Quality Assurance/Quality Control (QA/QC) samples must be run on the same dates when samples were actually analyzed. At least once a year, the Dischargers shall maintain and update a list of the analytical methods employed for each test and the associated laboratory QA/QC procedures. The Dischargers shall make available for inspection and/or submit the QA/QC documentation upon request by Regional Board staff.
- H. Each monitoring report must affirm in writing that “All analyses were conducted at a laboratory certified for such analyses by the California ELAP, and in accordance with current USEPA guideline procedures or as specified in this Monitoring Program.” Proper chain of custody procedures must be followed and a copy of the completed chain of custody form shall be submitted with the report.

- I. For every item where the requirements are not met, the Dischargers shall submit a statement of the cause(s), and actions undertaken or proposed which will bring the discharge into full compliance with waste discharge requirements at the earliest possible time, including a timetable for implementation of those actions.
- J. The Dischargers shall maintain all sampling and analytical results: date; exact place, and time of sampling; dates analyses were performed; analyst's name; analytical techniques used; and results of all analyses. Such records shall be retained for a minimum of three years. This period of retention shall be extended during the course of any unresolved litigation regarding this discharge, or when requested by the Regional Board.
- K. In reporting the monitoring data, the Dischargers shall arrange the data in tabular form so that the date, the constituents, and the concentrations are readily discernible. The data shall be summarized to demonstrate compliance with the requirements and, where applicable, shall include results of receiving water observations.
- L. Each monitoring report shall contain a separate section titled "Summary of Non-Compliance" which discusses the compliance record and the corrective actions taken or planned that may be needed to bring the discharge into full compliance with WDRs. This section shall be located at the front of the report and shall clearly list all non-compliance with discharge requirements, as well as all excursions of effluent limitations.

II. EFFLUENT MONITORING REQUIREMENTS

An effluent sampling station(s) shall be established for Forester and Fire Warden Camp 13 Wastewater Treatment Plant (Camp 13 WWTP) at a location(s) where representative samples of treated wastewater can be obtained prior to discharge to the evaporation/percolation ponds. All effluent samples shall be obtained at the effluent holding tank provided that the effluent holding tank is representative of the quality at all discharge points. Any proposed change of the sampling location for Camp 13 WWTP shall be identified and approved by the Executive Officer prior to its use.

The following shall constitute the effluent monitoring program, specified in Table 1:

Table 1. Effluent Monitoring

Constituent	Units ¹	Type of Sample	Minimum Frequency ² of Analysis
Total Flow	gallon/day	recorder	daily
Total Coliform	MPN/100mL	grab	daily/weekly ³
Fecal Coliform	MPN/100mL	grab	daily/weekly ³
Nitrate as Nitrogen	mg/L	grab	weekly
Nitrite as Nitrogen	mg/L	grab	weekly
Ammonia as Nitrogen	mg/L	grab	weekly
Organic Nitrogen	mg/L	grab	weekly
Total Nitrogen ⁴	mg/L	grab	weekly
pH	pH units	grab	monthly
BOD ₅	mg/L	grab	monthly
Total Suspended Solids	mg/L	grab	monthly
Turbidity	mg/L	grab	monthly
Oil & Grease	mg/L	grab	monthly
Methylene Blue Active Substances (MBAS)	mg/L	grab	monthly
Total Dissolved Solids	mg/L	grab	quarterly
Sulfate	mg/L	grab	quarterly
Chloride	mg/L	grab	quarterly
Boron	mg/L	grab	quarterly
Priority Pollutants ⁵	µg/L	grab	annually
CEC ⁶	µg/L	grab	annually

¹ mg/L=milligrams per liter; MPN/100mL=most probable number per 100 milliliters; µg/L= micrograms per liter

² If any constituent exceeds the limitations contained in Order No. R4-2015-0121, then the frequency of analysis shall increase to monthly for quarterly sampling and weekly for monthly sampling within one week of knowledge of the test results until at least three consecutive test results have been obtained. After which if no constituents exceed the prescribed limits, the frequency of analysis shall revert back to the minimum analysis frequency prescribed.

³ Total coliform and fecal coliform shall be sampled on a daily basis including weekdays and weekends for the first 12 weeks from the adoption of the WDRs Order No. R4-2015-0121. The sampling frequency will be reduced to weekly after the first 12 weeks if the Dischargers demonstrate that there is no effluent violation in the last four weeks of the 12-week daily sampling period. If there are two consecutive violations of effluent limitations for total coliform or fecal coliform, the sampling frequency will occur on a daily basis and may be returned to weekly after total coliform and fecal coliform are in compliance with the effluent limitations for at least three consecutive days.

⁴ Total Nitrogen = nitrate-N + nitrite-N + ammonia-N + organic-N

⁵ See Appendix A to 40 CFR, Part 423 for list of priority pollutants

⁶ See Attachment B for the list of Chemicals of Emerging Concern (CEC)

The monitoring reports shall contain the following information:

1. Average and maximum daily waste flow for each month in gallons per day.
2. Estimated population served during each month of the reporting period.
3. Results of at least monthly observations in the disposal area for any over flow or surfacing of wastes.

III. GROUNDWATER MONITORING PROGRAM

The groundwater monitoring program for the Camp 13 WWTP and seven evaporation/percolation ponds consists of a network of five monitoring wells (MW-1, MW-4, MW-5, MW-6, and MW-7) installed in the vicinity of the WWTP and seven ponds (Figure 1).

The following shall constitute the groundwater monitoring program, specified in Table 2:

Table 2. Groundwater Monitoring

Constituent	Units ¹	Type of Sample	Minimum Frequency of Analysis
pH	pH units	grab	quarterly
Total Coliform	MPN/100mL	grab	quarterly
Fecal Coliform	MPN/100mL	grab	quarterly
Nitrate as Nitrogen	mg/L	grab	quarterly
Nitrite as Nitrogen	mg/L	grab	quarterly
Ammonia as Nitrogen	mg/L	grab	quarterly
Organic Nitrogen	mg/L	grab	quarterly
Total Nitrogen ²	mg/L	grab	quarterly
Total Dissolved Solids	mg/L	grab	quarterly
Sulfate	mg/L	grab	quarterly
Chloride	mg/L	grab	quarterly
Boron	mg/L	grab	quarterly

¹ mg/L=milligrams per liter; MPN/100mL=most probable number per 100 milliliters.

² Total Nitrogen = nitrate-N + nitrite-N + ammonia-N + organic-N

The groundwater monitoring portion of the monitoring report shall be prepared by or under the direction of a professional engineer/professional geologist in the State of California. All groundwater monitoring reports must include, at minimum, the following:

1. Well identification, date, and time of sampling;
2. Sampler identification and laboratory identification; and
3. Quarterly measurement of groundwater levels, recorded to 0.01 feet mean sea level;

4. Vertical separation of the water table from the bottom of the evaporation/percolation ponds; and
5. An assessment of the hydraulic connection, if any, between seven evaporation/percolation ponds, groundwater, and surface water.

IV. SURFACE WATER MONITORING PROGRAM

The surface water monitoring program for the Camp 13 WWTP and seven evaporation/percolation ponds consists of two monitoring locations (SW-0 and SW-1, Figure 1).

The following shall constitute the surface water monitoring program, specified in Table 3:

Table 3. Surface Water Monitoring

Constituent	Units ¹	Type of Sample	Minimum Frequency of Analysis
pH	pH units	grab	quarterly
Total Dissolved Solids	mg/L	grab	quarterly
Sulfate	mg/L	grab	quarterly
Chloride	mg/L	grab	quarterly
Boron	mg/L	grab	quarterly
Nitrate as Nitrogen	mg/L	grab	quarterly
Nitrite as Nitrogen	mg/L	grab	quarterly
Ammonia as Nitrogen	mg/L	grab	quarterly
Organic Nitrogen	mg/L	grab	quarterly
Total Nitrogen ²	mg/L	grab	quarterly
Total Coliform	MPN/100mL	grab	quarterly
Fecal Coliform	MPN/100mL	grab	quarterly

¹ mg/L=milligrams per liter; MPN/100mL=most probable number per 100 milliliters.

² Total Nitrogen = nitrate-N + nitrite-N + ammonia-N + organic-N

The surface water monitoring and reporting must include the following information:

1. Sample Location, including date, and time sampled;
2. Sampler identification and laboratory used;
3. Water elevation with respect to mean sea level; and
4. An assessment of the hydraulic connection, if any, between seven evaporation/percolation ponds and surface water

V. WASTE HAULING REPORTING

In the event that waste oil and grease, sludge, or other wastes are hauled offsite, the name and address of the hauler shall be reported, along with types and quantities hauled during the reporting period and the location of final point of disposal. In the event that no wastes are hauled during the reporting period, a statement to that effect shall be submitted.

VI. OPERATION AND MAINTENANCE REPORT

The Dischargers shall annually submit a technical report to the Regional Board relative to the operation and maintenance program for the Camp 13 WWTP and seven evaporation/percolation ponds. The information to be contained in the report shall include, at a minimum, the following:

1. Results of the annual inspection;
2. A list of current operating personnel with their responsibilities and their corresponding grade of certification;
3. Type of maintenance (preventive or corrective action performed);
4. Frequency of maintenance, if preventive;
5. The maintenance records for the wastewater treatment system and disposal system; and
6. Results of at least monthly observations in the disposal areas for any overflow or surfacing of waste.

VII. MONITORING FREQUENCIES

Specifications in this monitoring program are subject to periodic revisions. Monitoring requirements may be modified or revised by the Executive Officer based on review of monitoring data submitted pursuant to this Order. Monitoring frequencies may be adjusted to a less frequent basis or parameters and locations removed by the Executive Officer if the Dischargers make a request and the request is backed by statistical trends of monitoring data submitted.

VIII. ELECTRONIC SUBMITTAL OF INFORMATION

The Dischargers are directed to submit all reports required under the WDR adopted by the Regional Board, including groundwater monitoring data in electronic data format (EDF), discharge location data, and searchable Portable Document Format (PDF) of monitoring reports, to the State Water Resources Control Board GeoTracker database under Global ID WDR100001050.

IX. CERTIFICATION STATEMENT

Each report shall contain the following declaration:

"I certify under penalty of law that this document, including all attachments and supplemental information, was prepared under my direction or supervision in accordance with a system designed to assure that qualified personnel properly gathered and evaluated the information submitted. Based on my inquiry of the person or persons who manage the system, or those persons directly responsible for gathering the information, the information submitted is, to the best of my knowledge and belief, true, accurate, and complete. I am aware that there are significant penalties for submitting false information, including the possibility of a fine and imprisonment.

Executed on the _____ day of _____ at _____.

_____(Signature)

_____(Title)".

These records and reports are public documents and shall be made available for inspection during normal business hours at the office of the California Regional Water Quality Control Board, Los Angeles Region.

Ordered by:



Deborah J. Smith
Executive Officer

Date: December 3, 2018

Appendix A to 40 CFR, Part 423--126 Priority Pollutants

001 Acenaphthene	047 Bromoform (tribromomethane)	090 Dieldrin
002 Acrolein	048 Dichlorobromomethane	091 Chlordane (technical mixture and metabolites)
003 Acrylonitrile	051 Chlorodibromomethane	092 4,4-DDT
004 Benzene	052 Hexachlorobutadiene	093 4,4-DDE (p,p-DDX)
005 Benzidine	053 Hexachloromyclopentadiene	094 4,4-DDD (p,p-TDE)
006 Carbon tetrachloride (tetrachloromethane)	054 Isophorone	095 Alpha-endosulfan
007 Chlorobenzene	055 Naphthalene	096 Beta-endosulfan
008 1,2,4-trichlorobenzene	056 Nitrobenzene	097 Endosulfan sulfate
009 Hexachlorobenzene	057 2-nitrophenol	098 Endrin
010 1,2-dichloroethane	058 4-nitrophenol	099 Endrin aldehyde
011 1,1,1-trichloroethane	059 2,4-dinitrophenol	100 Heptachlor
012 Hexachloroethane	060 4,6-dinitro-o-cresol	101 Heptachlor epoxide (BHC-hexachlorocyclohexane)
013 1,1-dichloroethane	061 N-nitrosodimethylamine	102 Alpha-BHC
014 1,1,2-trichloroethane	062 N-nitrosodiphenylamine	103 Beta-BHC
015 1,1,2,2-tetrachloroethane	063 N-nitrosodi-n-propylamine	104 Gamma-BHC (lindane)
016 Chloroethane	064 Pentachlorophenol	105 Delta-BHC (PCB-polychlorinated biphenyls)
018 Bis(2-chloroethyl) ether	065 Phenol	106 PCB-1242 (Arochlor 1242)
019 2-chloroethyl vinyl ether (mixed)	066 Bis(2-ethylhexyl) phthalate	107 PCB-1254 (Arochlor 1254)
020 2-chloronaphthalene	067 Butyl benzyl phthalate	108 PCB-1221 (Arochlor 1221)
021 2,4, 6-trichlorophenol	068 Di-N-Butyl Phthalate	109 PCB-1232 (Arochlor 1232)
022 Parachlorometa cresol	069 Di-n-octyl phthalate	110 PCB-1248 (Arochlor 1248)
023 Chloroform (trichloromethane)	070 Diethyl Phthalate	111 PCB-1260 (Arochlor 1260)
024 2-chlorophenol	071 Dimethyl phthalate	112 PCB-1016 (Arochlor 1016)
025 1,2-dichlorobenzene	072 1,2-benzanthracene (benzo(a)anthracene)	113 Toxaphene
026 1,3-dichlorobenzene	073 Benzo(a)pyrene (3,4-benzopyrene)	114 Antimony
027 1,4-dichlorobenzene	074 3,4-Benzofluoranthene (benzo(b) fluoranthene)	115 Arsenic
028 3,3-dichlorobenzidine	075 11,12-benzofluoranthene (benzo(b) fluoranthene)	116 Asbestos
029 1,1-dichloroethylene	076 Chrysene	117 Beryllium
030 1,2-trans-dichloroethylene	077 Acenaphthylene	118 Cadmium
031 2,4-dichlorophenol	078 Anthracene	119 Chromium
032 1,2-dichloropropane	079 1,12-benzoperylene (benzo(ghi)perylene)	120 Copper
033 1,2-dichloropropylene (1,3-dichloropropene)	080 Fluorene	121 Cyanide, Total
034 2,4-dimethylphenol	081 Phenanthrene	122 Lead
035 2,4-dinitrotoluene	082 1,2,5,6-dibenzanthracene (dibenzo(h) anthracene)	123 Mercury
036 2,6-dinitrotoluene	083 Indeno (1,2,3-cd) pyrene (2,3-o-pheynylene pyrene)	124 Nickel
037 1,2-diphenylhydrazine	084 Pyrene	125 Selenium
038 Ethylbenzene	085 Tetrachloroethylene	126 Silver
039 Fluoranthene	086 Toluene	127 Thallium
040 4-chlorophenyl phenyl ether	087 Trichloroethylene	126 Silver
041 4-bromophenyl phenyl ether	088 Vinyl chloride (chloroethylene)	128 Zinc
042 Bis(2-chloroisopropyl) ether	089 Aldrin	129 2,3,7,8-tetrachloro-dibenzo-p-dioxin (TCDD)
043 Bis(2-chloroethoxy) methane		
044 Methylene chloride (dichloromethane)		
045 Methyl chloride (dichloromethane)		
046 Methyl bromide (bromomethane)		

Attachment B

Monitoring for Chemicals of Emerging Concern (CECs)






Constituent	Reporting Limit ($\mu\text{g/L}$)
17 β -estradiol	0.001
Caffeine	0.05
NDMA	0.002
Triclosan	0.05
DEET	0.05
Sucralose	0.1

S:\Los Angeles\Clients\2329_Malibu_Lico_Malibu_FireStation13\05\Workbooks\General\Figures\GIS\Figure1_SamplingLocationMap.mxd




Source: Esri, DigitalGlobe, GeoEye, Earthstar/Geographics, CNES/Airbus DS, USDA, USGS, AeroX, Getmapping, Aerogrid, IGN, IGP, swisstopo, and the GIS User Community, Esri, HERE, DeLorme, Mapbox India, ©OpenStreetMap contributors

Legend

-  Bedrock Groundwater Monitoring Well
-  Shallow Groundwater Monitoring Well
-  Surface Water Sampling Location
-  Waste Water Treatment Plant
-  Percolation Pond



Title: GROUNDWATER MONITORING WELL AND SURFACE WATER SAMPLING LOCATION MAP FORESTER AND FIRE WARDEN CAMP 13 1250 SOUTH ENCINAL CANYON ROAD, MALIBU, CALIFORNIA Prepared For: LOS ANGELES COUNTY INTERNAL SERVICES DEPARTMENT		
	Completed by: MN Prepared by: MN Project Mgr: MN	Date: 29OCT18 Scale: 1:2,400 Project: 2329.0004.000
		1