



# California Regional Water Quality Control Board

## Los Angeles Region



Recipient of the 2001 *Environmental Leadership Award* from Keep California Beautiful

Linda S. Adams  
Agency Secretary

320 W. 4th Street, Suite 200, Los Angeles, California 90013  
Phone (213) 576-6600 FAX (213) 576-6640 - Internet Address: <http://www.waterboards.ca.gov/losangeles>

Arnold Schwarzenegger  
Governor

September 22, 2009

Mr. Christopher Stone  
County of Los Angeles  
Department of Public Works  
900 South Fremont Avenue  
Alhambra, CA 91803-1331

Certified Mail  
Return Receipt Requested  
Claim No. 7002 2030 0002 1672 8936

**REVISED COVERAGE UNDER GENERAL NATIONAL POLLUTANT DISCHARGE ELIMINATION SYSTEM AND WASTE DISCHARGE REQUIREMENTS—COUNTY OF LOS ANGELES, DEPARTMENT OF PUBLIC WORKS, DOMINGUEZ GAP BARRIER PROJECT, DOMINGUEZ GAP BARRIER, LONG BEACH, CALIFORNIA (NPDES NO. CAG994005, CI—6089)**

Dear Mr. Stone:

Discharge of groundwater from the above-referenced project is currently regulated under NPDES General Permit No. CAG994005 (Order No. R4-2003-0108), adopted by this Board on August 7, 2003. On April 21, 2008, Los Angeles County, Department of Public Works (LACDPW) was enrolled under this general NPDES permit. In your August 20, 2009 letter, LACDPW requested a revision of the NPDES permit associated with its enrollment under the General permit to include three additional outfalls, Outfalls No. 47, 48, and 49 and to change names for some wells. Staff have reviewed your request and concurs with your proposed revisions.

Enclosed are the Revised Fact Sheet and Revised Monitoring Reporting Program (MRP) No. CI-6089. All monitoring reports should be sent to the Regional Board, ATTN: Information Technology Unit. When submitting monitoring or technical reports to the Regional Board per these requirements, please include a reference to "Compliance File No. CI-6089 and NPDES No. CAG994005", which will assure that the reports are directed to the appropriate file and staff. Also, please do not combine other reports with your monitoring reports. Submit each type of report as a separate document.

The groundwater discharge flows into Los Angeles Inner Harbor, Dominguez Channel, and Los Angeles River (below Willow Street). Therefore, the discharge limits in Attachment B of Order No. R4-2003-0108 are not applicable to your discharge. Prior to starting discharge, a representative sample of the effluent must be obtained and analyzed to determine compliance with the discharge limitations.

To avoid paying future annual fees, please submit written request for termination of your enrollment under the general permit in a separate letter, when your project has been completed and the permit is no longer needed. Be aware that the annual fee covers the fiscal year billing

**California Environmental Protection Agency**



*Our mission is to preserve and enhance the quality of California's water resources for the benefit of present and future generations.*

Mr. Christopher Stone  
County of Los Angeles, Department of Public Works  
(Dominguez Gap Barrier Project)  
CI-6089

- 2 -


September 22, 2009

period beginning July 1 and ending June 30, the following year. You will pay full annual fee if your request for termination is made after the beginning of new fiscal year beginning July 1.

We are sending a copy of Order No. R4-2003-0108 only to the applicant. For those on the mailing list, please refer to the Board Order sent to you previously. A copy of the Order will be furnished to anyone who requests it, or it can be obtained at our website address at [http://www.waterboards.ca.gov/rwqcblosangeles/html/permits/general\\_permits.html](http://www.waterboards.ca.gov/rwqcblosangeles/html/permits/general_permits.html).

If you have any questions, please contact Vilma Correa at (213) 576-6794.

Sincerely,



---

Tracy J. Egoscue

Enclosures:

General NPDES No. CAG994005, Order No. R4-2003-0108  
Revised Fact Sheet  
Revised Monitoring and Reporting Program No. CI-6089

cc: Environmental Protection Agency, Region 9, Permit Section (WTR-5)  
U.S. Army Corps of Engineers  
NOAA, National Marine Fisheries Service  
Department of Interior, U.S. Fish and Wildlife Service  
Philip Isorena, State Water Resource Control Board, Division of Water Quality  
Stephanie Trotter, State Water Resources Control Board  
Gary H. Yamamoto, California Department of Public Health,  
Division of Drinking Water and Environmental Management  
California Department of Fish and Game, Marine Resources, Region 5  
Los Angeles County Department of Public Works, Flood Control and Drainage  
Los Angeles County Department of Environmental Program  
Eric Batman, Los Angeles County, Department of Public Works  
City of Long Beach, Department of Public Works  
Jae Kim, Tetrattech

***California Environmental Protection Agency***



*Our mission is to preserve and enhance the quality of California's water resources for the benefit of present and future generations.*

STATE OF CALIFORNIA  
CALIFORNIA REGIONAL WATER QUALITY CONTROL BOARD  
LOS ANGELES REGION  
320 West 4<sup>th</sup> Street, Suite 200, Los Angeles, California 90013

REVISED FACT SHEET  
WASTE DISCHARGE REQUIREMENTS  
FOR  
COUNTY OF LOS ANGELES DEPARTMENT OF PUBLIC WORKS  
(DOMINGUEZ GAP BARRIER PROJECT)

CI-6089

**FACILITY ADDRESS**

Dominguez Gap Barrier  
Long Beach, CA 90803

**FACILITY MAILING ADDRESS**

900 S. Fremont Avenue, 8<sup>th</sup> Floor  
Alhambra, CA 91803

**PROJECT DESCRIPTION:**

The County of Los Angeles, Department of Public Works (LACDPW) discharges groundwater from maintaining the injection wells and the extraction wells installed as part of the Dominguez Gap Barrier project to control seawater intrusion into the groundwater basins in the Wilmington area. LACDPW redevelops and constructs new wells every two to four years. Some of the wells will discharge groundwater into Los Angeles Inner Harbor, Dominguez Channel, and Los Angeles River (below Willow Street). The LACDPW built a temporary pipeline to convey discharges from the Long Beach Pump Plant to downstream of Willow Street. The groundwater is pumped to a settling tank unit before the discharge.

In your August 20, 2009 letter, LACDPW requested a revision of the NPDES permit associated with its enrollment under the General permit to include three additional outfalls, (Outfalls No. 47, 48, and 49) and to change names for some wells. Staff has reviewed your request and concurs with your proposed revisions.

**VOLUME AND DESCRIPTION OF DISCHARGE:**

Up to 1.0 million gallons per day of groundwater will be discharged from well construction and maintenance activities. The discharge will be released from the facility into local storm drains located along Anaheim and Spring Street, thence into Los Angeles Inner Harbor, Dominguez Channel, and Los Angeles River (below Willow Street), waters of the United States. See Figure 1 for the well locations. The discharge outfalls locations are listed below:

- a. Los Angeles Inner Harbor:

<u>Outfall No.</u>	<u>Latitude</u>	<u>Longitude</u>
001	33° 46' 31"	118° 16' 50"
002	33° 46' 30"	118° 16' 18"
003	33° 46' 29"	118° 16' 32"

September 22, 2009

Outfall No.	Latitude	Longitude
004	33° 46' 29"	118° 16' 21"
005	33° 46' 31"	118° 16' 15"
006	33° 46' 32"	118° 16' 08"
007	33° 46' 32"	118° 16' 01"
008	33° 46' 32"	118° 15' 53"
009	33° 46' 32"	118° 15' 45"
010	33° 46' 32"	118° 15' 40"
011	33° 46' 33"	118° 15' 31"
012	33° 46' 33"	118° 15' 25"
013	33° 46' 38"	118° 15' 21"
014	33° 46' 39"	118° 15' 15"
015	33° 46' 39"	118° 15' 06"
016	33° 46' 40"	118° 14' 59"
017	33° 46' 40"	118° 14' 53"
018	33° 46' 44"	118° 14' 49"
019	33° 46' 51"	118° 14' 42"
020	33° 47' 01"	118° 14' 43"
021	33° 47' 02"	118° 14' 38"
031	33° 46' 47"	118° 14' 45"
032	33° 46' 57"	118° 14' 42"
041	33° 46' 56"	118° 14' 42"
048	33° 46' 14"	118° 16' 43"
049	33° 46' 28"	118° 16' 35"

b. Dominguez Channel

Outfall No.	Latitude	Longitude
022	33° 47' 06"	118° 14' 26"
023	33° 47' 07"	118° 14' 15"
024	33° 47' 10"	118° 14' 02"
025	33° 47' 17"	118° 13' 58"
026	33° 47' 28"	118° 13' 50"
027	33° 47' 37"	118° 13' 44"
028	33° 47' 47"	118° 13' 42"
029	33° 47' 56"	118° 13' 40"
030	33° 48' 07"	118° 13' 38"
033	33° 47' 07"	118° 14' 10"
034	33° 47' 14"	118° 14' 00"
035	33° 47' 24"	118° 13' 53"
036	33° 47' 33"	118° 13' 47"
037	33° 47' 41"	118° 13' 43"
038	33° 47' 53"	118° 13' 41"
039	33° 48' 00"	118° 13' 39"
040	33° 48' 16"	118° 13' 36"

Outfall No.	Latitude	Longitude
042	33° 47' 14"	118° 14' 11"
043	33° 47' 42"	118° 13' 48"
044	33° 47' 51"	118° 13' 44"
046	33° 54' 14"	118° 23' 47"
047	33° 48' 37"	118° 13' 37"

c. Los Angeles River

Outfall No.	Latitude	Longitude
045	33° 48' 14"	118° 12' 22"

**APPLICABLE EFFLUENT LIMITATIONS**

Based on the information provided, the analytical data showed reasonable potential for toxics to exist in groundwater above the Screening Levels for Potential Pollutants of Concern in Potable Groundwater in Attachment A. Therefore, the effluent limits for toxic compounds in Section E.1. and E.2. are applicable to your discharge. The discharge flows into the Los Angeles Inner Harbor, Dominguez Channel, and Los Angeles River (below Willow Street); therefore, discharge limitations in Attachment B are not applicable to your discharge.

This Table lists the specific constituents and effluent limitations applicable to the discharge.

Constituents	Units	Discharge Limitations	
		Daily Maximum	Monthly Average
Total Suspended Solids	mg/L	150	50
Turbidity	NTU	150	50
BOD <sub>5</sub> 20°C	mg/L	30	20
Settleable Solids	ml/L	0.3	0.1
Residual Chlorine	mg/L	0.1	---
Copper (Cu)	µg/L	1000	
Lead (Pb)	µg/L	50	
Total Chromium	µg/L	50	
1,1 Dichloroethane	µg/L	5	
1,1 Dichloroethylene	µg/L	6	
1,1,1 Trichloroethane	µg/L	200	
1,1,2 Trichloroethane	µg/L	5	
1,1,2,2 Tetrachloroethane	µg/L	1	
1,2 Dichloroethane	µg/L	0.5	
1,2-Trans Dichloroethylene	µg/L	10	
Tetrachloroethylene	µg/L	5	

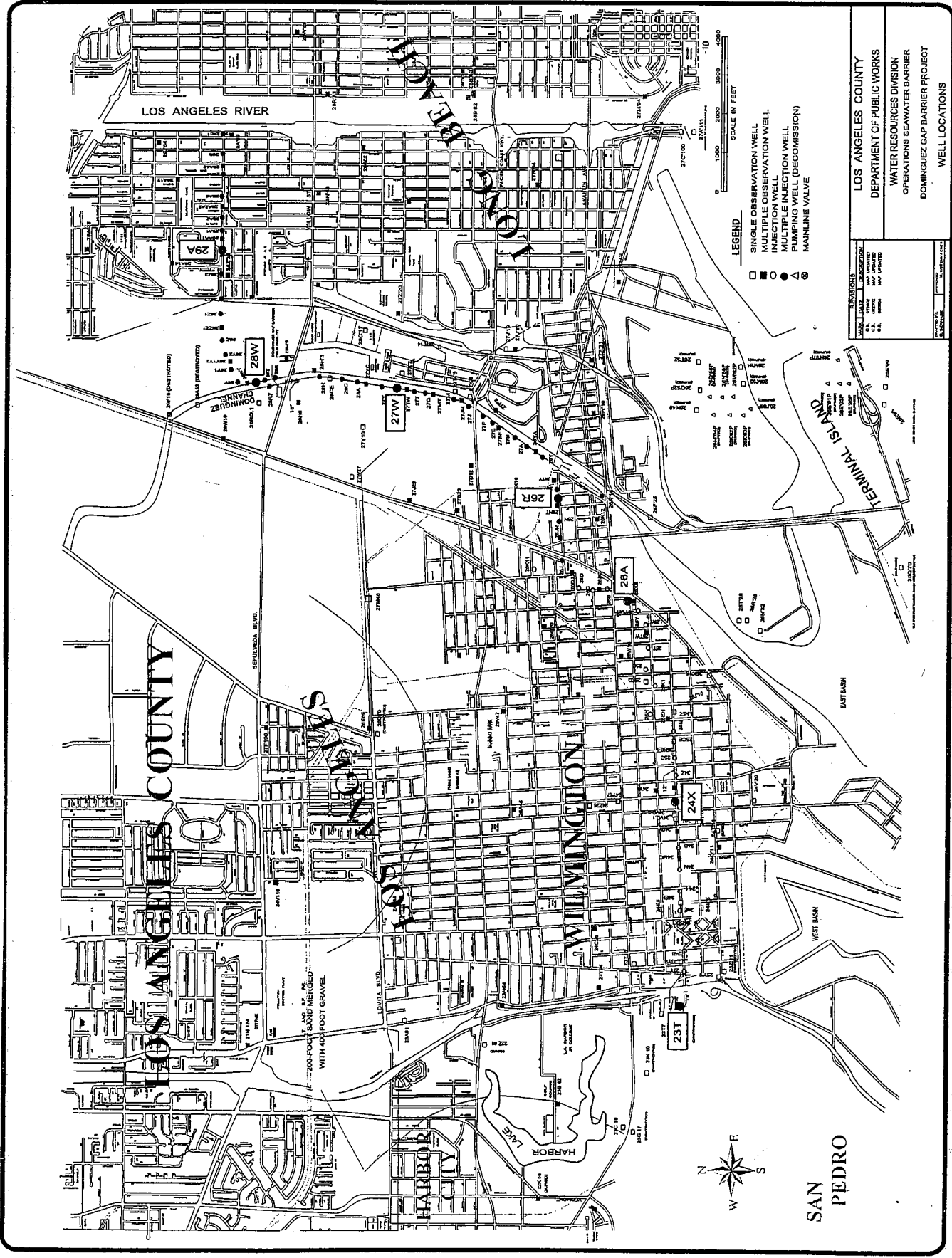
Constituents	Units	Discharge Limitations	
		Daily Maximum	Monthly Average
Trichloroethylene	µg/L	5	
Carbon Tetrachloride	µg/L	0.5	
Vinyl Chloride	µg/L	0.5	
Total Trihalomethanes	µg/L	80	
Benzene	µg/L	1	
Methyl tertiary butyl ether (MTBE)	µg/L	5	

**FREQUENCY OF DISCHARGE:**

The discharge will be intermittent.

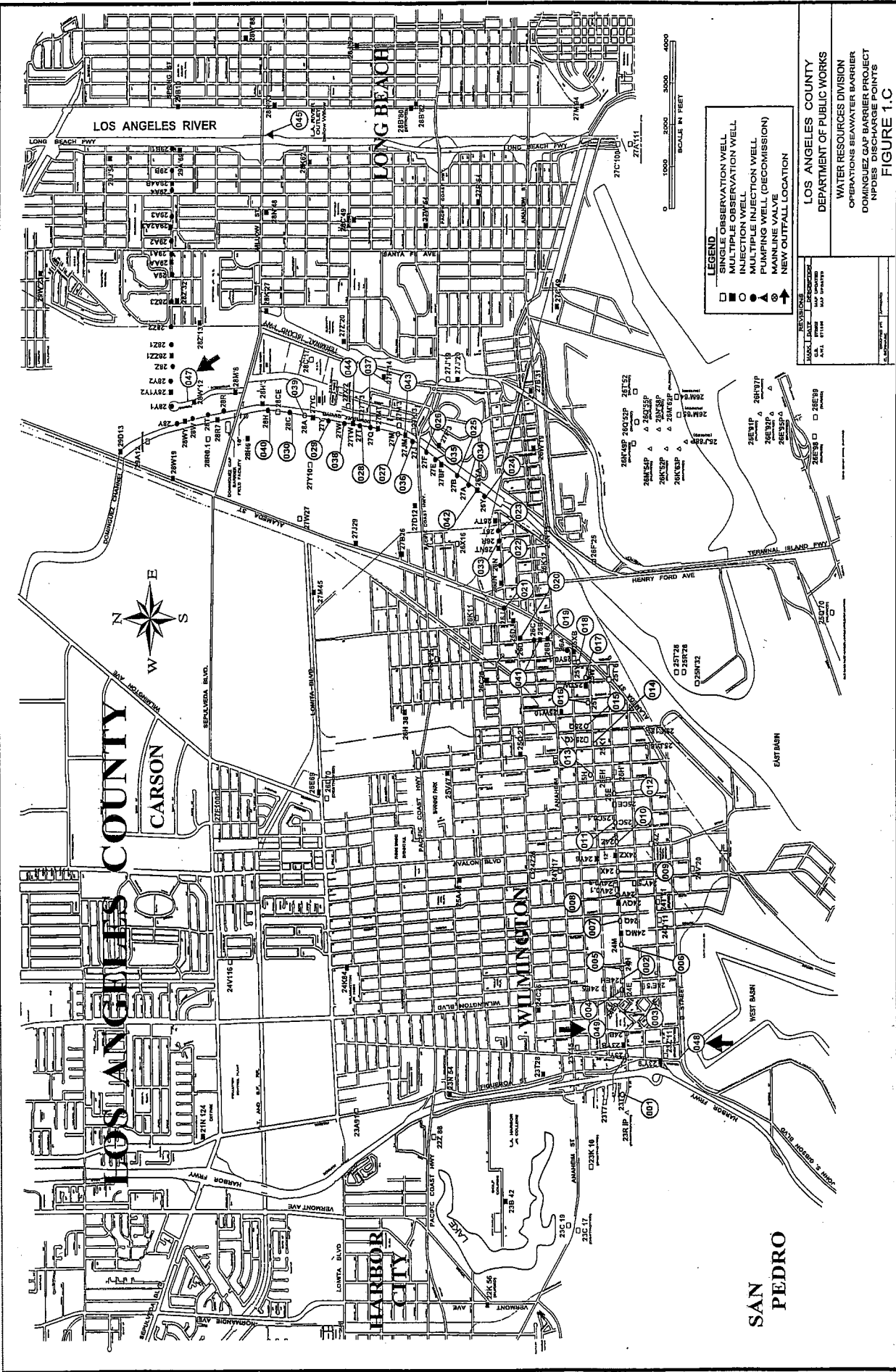
**REUSE OF WATER:**

Due to lack of landscaping area at the site and inability to economically transport the water for offsite reuse, an alternative method of disposal is not feasible. Therefore, the groundwater will be discharged to the storm drains tributary to Los Angeles Inner Harbor in compliance with the attached order.



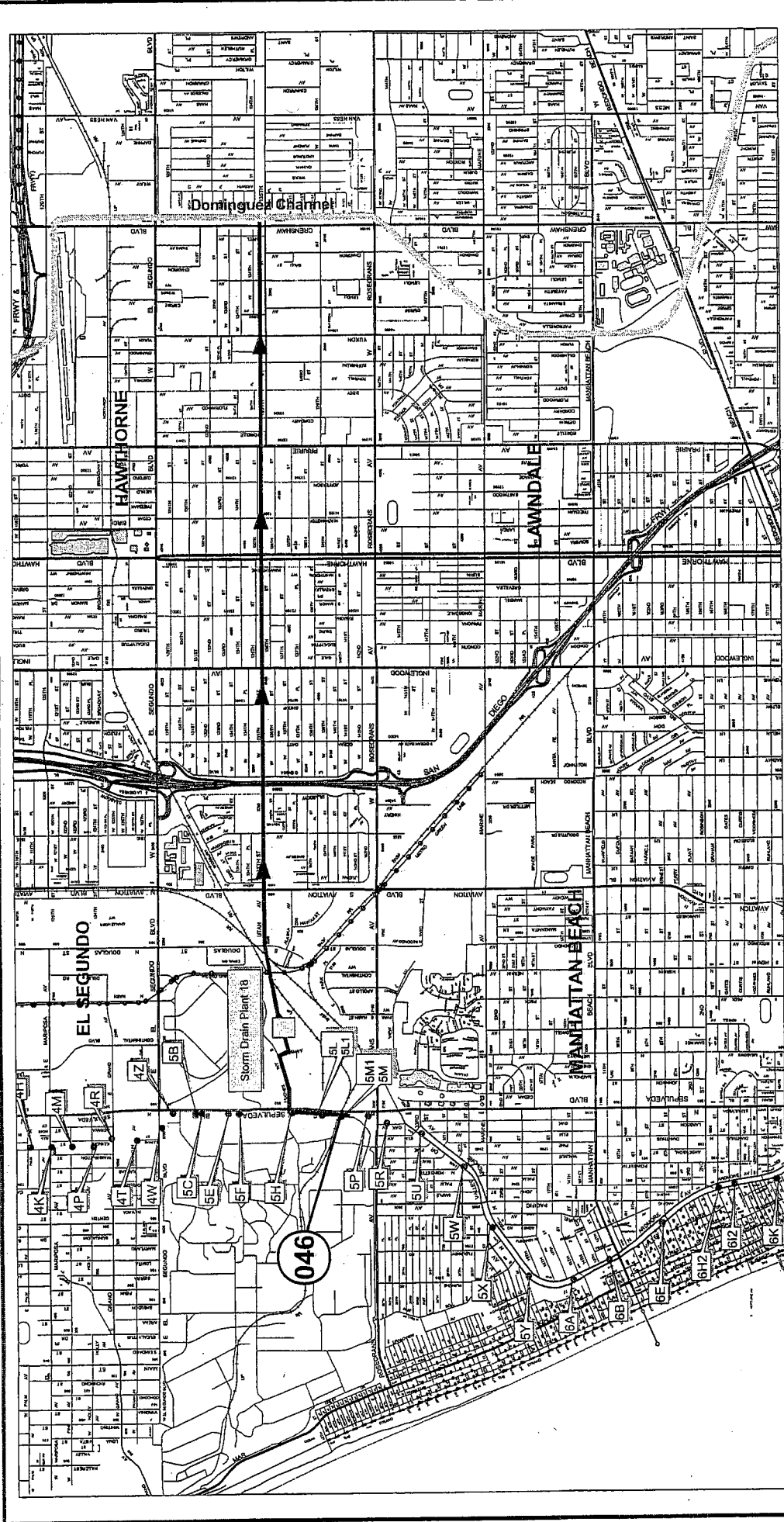
**FIGURE 1. a**

**LOS ANGELES COUNTY, DEPARTMENT OF PUBLIC WORKS**  
**(DOMINGUEZ GAP BARRIER PROJECT)**



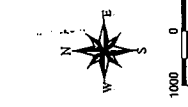
**FIGURE 1.b**  
**LOS ANGELES COUNTY, DEPARTMENT OF PUBLIC WORKS**  
**(DOMINGUEZ GAP BARRIER PROJECT)**





**LEGEND**

- Storm Drain Pump Plant 18
- Dominguez Channel
- Storm Drain System
- Injection Well Locations
- Outfall 046



MARK	DATE	DESCRIPTION
A.W.L.	092809	MAP UPDATED

LOS ANGELES COUNTY  
DEPARTMENT OF PUBLIC WORKS

WATER RESOURCES DIVISION  
OPERATIONS SEAWATER BARRIER  
DOMINGUEZ GAP BARRIER PROJECT  
NPDES DISCHARGE POINTS

**FIGURE 1. C**  
**LOS ANGELES COUNTY, DEPARTMENT OF PUBLIC WORKS**  
**(DOMINGUEZ GAP BARRIER PROJECT)**

CI-6089

STATE OF CALIFORNIA  
CALIFORNIA REGIONAL WATER QUALITY CONTROL BOARD  
LOS ANGELES REGION

REVISED MONITORING AND REPORTING PROGRAM NO. CI-6089  
FOR  
LOS ANGELES COUNTY, DEPARTMENT OF PUBLIC WORKS  
(DOMINGEZ GAP BARRIER PROJECT)

(NPDES NO. CAG994005)

I. REPORTING REQUIREMENTS

- A. The discharger shall implement this monitoring program on the effective date of this permit. The discharger shall submit monitoring reports to the Regional Board by the dates in the following schedule:

<u>Reporting Period</u>	<u>Report Due</u>
January - March	May 15
April - June	August 15
July - September	November 15
October - December	February 15

- B. The first monitoring report under this Program is due by November 15, 2009. If there is no discharge during any reporting period, the report shall so state.
- C. All monitoring reports shall include the discharge limitations in the Order, tabulated analytical data, the chain of custody form, and the laboratory report (including but not limited to date and time of sampling, date of analyses, method of analysis and detection limits).
- D. Each monitoring report shall contain a separate section titled "Summary of Non-compliance" which discusses the compliance record and corrective action taken or planned that may be needed to bring the discharge into full compliance with waste discharge requirements. This section shall clearly list all non-compliance with waste discharge requirements, as well as all excursions of effluent limitations.
- E. Before commencing a new discharge, a representative sample of the effluent shall be collected and analyzed for toxicity and for all the constituents listed in the Fact Sheet and the test results must meet all applicable limitations of Order No. R4-2003-0108. [This requirement does not apply to existing discharges.]

September 22, 2009

II. SAMPLE COLLECTION REQUIREMENTS (AS APPROPRIATE)

- A. Daily samples shall be collected each day.
- B. Weekly samples shall be collected on a representative day of each week.
- C. Monthly samples shall be collected on a representative day of each month.
- D. Quarterly samples shall be collected in February, May, August, and November.
- E. Semi-annual samples shall be collected in May and November.
- F. Annual samples shall be collected in November.

III. EFFLUENT MONITORING REQUIREMENTS

- A. Sampling station(s) shall be established at the discharge point and shall be located where representative samples of the effluent can be obtained. Provisions shall be made to enable visual inspections before discharge. In the event of presence of oil sheen, debris, and/or other objectionable materials or odors, discharge shall not commence until compliance with the requirements is demonstrated. All visual observations shall be included in the monitoring report.
- B. If monitoring result indicate an exceedance of a limit contained in Order R4-2003-0108, the discharge shall be terminated and shall only be resumed after remedial measures have been implemented and full compliance with the requirements has been ascertained.
- C. In addition, as applicable, following an effluent limit exceedance, the discharger shall implement the following accelerated monitoring program:
  - 1. Monthly monitoring shall be increased to weekly monitoring,
  - 2. Quarterly monitoring shall be increased to monthly monitoring,
  - 3. Semi-annually monitoring shall be increased to quarterly, and
  - 4. Annual monitoring shall be increased to semi-annually.

If three consecutive accelerated monitoring events demonstrate full compliance with effluent limits, the discharger may return to the regular monitoring frequency, with the approval of the Executive Officer of the Regional Board.

D. The following shall constitute the discharge monitoring program for both the extraction and injection wells:

1. Extraction Wells:

Constituent	Units	Type of Sample	Minimum Frequency of Analysis
Flow	gal/day	totalizer	continuously*
pH	pH units	grab	monthly
Temperature	°F	grab	monthly
Total Suspended Solids	mg/L	grab	monthly
Turbidity	NTU	grab	monthly
BOD <sub>5</sub> 20°C	mg/L	grab	monthly
Oil and Grease	mg/L	grab	monthly
Settleable Solids	ml/L	grab	monthly
Residual Chlorine	mg/L	grab	monthly
Copper (Cu)	µg/L	grab	annually
Lead (Pb)	µg/L	grab	annually
Total Chromium	µg/L	grab	annually
1,1 Dichloroethane	µg/L	grab	annually
1,1 Dichloroethylene	µg/L	grab	annually
1,1,1 Trichloroethane	µg/L	grab	annually
1,1,2 Trichloroethane	µg/L	grab	annually
1,1,2,2 Tetrachloroethane	µg/L	grab	annually
1,2 Dichloroethane	µg/L	grab	annually
1,2-Trans Dichloroethylene	µg/L	grab	annually
Tetrachloroethylene	µg/L	grab	annually
Trichloroethylene	µg/L	grab	annually
Carbon Tetrachloride	µg/L	grab	annually
Vinyl Chloride	µg/L	grab	annually
Total Trihalomethanes	µg/L	grab	annually
Benzene	µg/L	grab	annually
Methyl tertiary butyl ether (MTBE)	µg/L	grab	annually
Acute Toxicity	% survival	grab	annually

\* Record the monthly total flow and report the calculated daily average flow and monthly flow in the quarterly and annual reports, as appropriate.

2. Intermittent Injection Wells (Frequency of Analysis):

Constituent	Unit	Type of Sample	23 T	23 Y	24 B	24 E	24 H	24 M	24 Q	24 V	24 X	24 Z	25 C	25 E	25 H	25 K1	25 Q	25 T	25 W	25 Y	26 A	26 B	26 C	26 D	26 J	26 N	26 R	26 T	26 Y	27 A
Total Waste Flow	gal/day	totalizer	3	3	3	3	3	3	3	3	3	3	3	3	3	3	3	3	3	3	3	3	3	3	3	3	3	3	3	3
pH	pH Units	grab	3	3	3	3	3	3	3	3	3	3	3	3	3	3	3	3	3	3	3	3	3	3	3	3	3	3	3	3
Temperature	°F	grab	3	3	3	3	3	3	3	3	3	3	3	3	3	3	3	3	3	3	3	3	3	3	3	3	3	3	3	3
Total Suspended Solids	mg/L	grab	3	3	3	3	3	3	3	3	3	3	3	3	3	3	3	3	3	3	3	3	3	3	3	3	3	3	3	3
Turbidity	NTU	grab	3	3	3	3	3	3	3	3	3	3	3	3	3	3	3	3	3	3	3	3	3	3	3	3	3	3	3	3
Settleable Solids	ml/L	grab	3	3	3	3	3	3	3	3	3	3	3	3	3	3	3	3	3	3	3	3	3	3	3	3	3	3	3	3
Oil and Grease	mg/L	grab	3								3										3							3		
BOD520oC	mg/L	grab	3								3										3							3		
Residual Chlorine	mg/L	grab	3								3										3							3		
Copper (Cu)	µg/L	grab	3								3										3							3		
Lead (Pb)	µg/L	grab	3								3										3							3		
Total Chromium	µg/L	grab	3								3										3							3		
1,1 Dichloroethane	µg/L	grab	3								3										3							3		
1,1 Dichloroethylene	µg/L	grab	3								3										3							3		
1,1,1 Trichloroethane	µg/L	grab	3								3										3							3		
1,1,2 Trichloroethane	µg/L	grab	3								3										3							3		
1,1,2,2 Tetrachloroethane	µg/L	grab	3								3										3							3		
1,2 Dichloroethane	µg/L	grab	3								3										3							3		
1,2-Trans Dichloroethylene	µg/L	grab	3								3										3							3		
Tetrachloroethylene	µg/L	grab	3								3										3							3		
Trichloroethylene	µg/L	grab	3								3										3							3		
Carbon Tetrachloride	µg/L	grab	3								3										3							3		
Vinyl Chloride	µg/L	grab	3								3										3							3		
Total Trihalomethanes	µg/L	grab	3								3										3							3		
Benzene	µg/L	grab	3								3										3							3		
Methyl tertiary butyl ether (MTBE)	µg/L	grab	3								3										3							3		
Perchlorate	µg/L	grab	3								3										3							3		
1-4 Dioxane	µg/L	grab	3								3										3							3		
N-Nitrosodimethylamine (NDMA)	µg/L	grab	3								3										3							3		
Acute Toxicity	% survival	grab	3								3										3							3		

3= Once per discharge event (Analysis is required once per discharge event, however, if discharges is continuous for more than 30-days the minimum frequency sampling becomes monthly.)

2. Intermittent Injection Wells (Frequency of Analysis): (Cont.)

Constituent	Unit	Type of Sample	Frequency of Analysis																												
			27 B	27 E	27 F	27 J	27 M	27 Q	27 T	27 W	27 Y	28 A	28 C	28 H	28 R	28 T	28 W	28 Y	28 Y1	28 Y2	28 Z	28 Z1	28 Z2	28 Z3	29 A	29 A1	29 A2	29 A3	29 A4	29 B	29 B1
Total Waste Flow	gal/day	totalizer	3	3	3	3	3	3	3	3	3	3	3	3	3	3	3	3	3	3	3	3	3	3	3	3	3	3	3	3	3
pH	pH Units	grab	3	3	3	3	3	3	3	3	3	3	3	3	3	3	3	3	3	3	3	3	3	3	3	3	3	3	3	3	
Temperature	°F	grab	3	3	3	3	3	3	3	3	3	3	3	3	3	3	3	3	3	3	3	3	3	3	3	3	3	3	3	3	
Total Suspended Solids	mg/L	grab	3	3	3	3	3	3	3	3	3	3	3	3	3	3	3	3	3	3	3	3	3	3	3	3	3	3	3	3	
Turbidity	NTU	grab	3	3	3	3	3	3	3	3	3	3	3	3	3	3	3	3	3	3	3	3	3	3	3	3	3	3	3	3	
Settleable Solids	ml/L	grab	3	3	3	3	3	3	3	3	3	3	3	3	3	3	3	3	3	3	3	3	3	3	3	3	3	3	3	3	
Oil and Grease	mg/L	grab								3							3								3						
BOD520oC	mg/L	grab								3							3								3						
Residual Chlorine	mg/L	grab								3							3								3						
Copper (Cu)	µg/L	grab								3							3								3						
Lead (Pb)	µg/L	grab								3							3								3						
Total Chromium	µg/L	grab								3							3								3						
1,1 Dichloroethane	µg/L	grab								3							3								3						
1,1 Dichloroethylene	µg/L	grab								3							3								3						
1,1,1 Trichloroethane	µg/L	grab								3							3								3						
1,1,2 Trichloroethane	µg/L	grab								3							3								3						
1,1,2,2 Tetrachloroethane	µg/L	grab								3							3								3						
1,2 Dichloroethane	µg/L	grab								3							3								3						
1,2-Trans Dichloroethylene	µg/L	grab								3							3								3						
Tetrachloroethylene	µg/L	grab								3							3								3						
Trichloroethylene	µg/L	grab								3							3								3						
Carbon Tetrachloride	µg/L	grab								3							3								3						
Vinyl Chloride	µg/L	grab								3							3								3						
Total Trihalomethanes	µg/L	grab								3							3								3						
Benzene	µg/L	grab								3							3								3						
Methyl tertiary butyl ether (MTBE)	µg/L	grab								3							3								3						
Perchlorate	µg/L	grab								3							3								3						
1-4 Dioxane	µg/L	grab								3							3								3						
N-Nitrosodimethylamine (NDMA)	µg/L	grab								3							3								3						
Acute Toxicity	% survival	grab								3							3								3						

3= Once per discharge event (Analysis is required once per discharge event, however, if discharges is continuous for more than 30-days the minimum frequency sampling becomes monthly.)

#### IV. EFFLUENT TOXICITY TESTING

- A. The discharger shall conduct acute toxicity testing tests on 100% effluent grab samples by methods specified in 40 CFR Part 136 which cites *USEPA's Methods for Measuring the Acute Toxicity of Effluents and Receiving Water to Freshwater and Marine Organisms, October 2002, (EPA/821-R-02-012)* or a more recent edition. Submission of bioassay results should include the information noted on pages 109-113 of the EPA/821-R-02-012 document.
- B. The fathead minnow, *Pimephales promelas*, shall be used as the test species for fresh water discharges and the topsmelt, *Atherinops affinis*, shall be used as the test species for brackish discharges. The method for topsmelt is found in *USEPA's Short-term Methods for Estimating the Chronic Toxicity of Effluents and Receiving Waters to Marine and Estuarine Organisms, Third Edition, October 2002, (EPA/821-R-02-014)*.
- C. If the results of the toxicity test yields a survival of less than 90%, then the frequency of analyses shall increase to monthly until at least three test results have been obtained and full compliance with effluent limitations has been demonstrated, after which the frequency of analyses shall revert to annually. Results of toxicity tests shall be included in the first monitoring report following sampling.

#### V. GENERAL PROVISIONS FOR REPORTING

- A. The discharger shall inform this Regional Board 24 hours before the start of the discharge.
- B. All chemical, bacteriological, and toxicity analyses shall be conducted at a laboratory certified for such analyses by the California Department of Public Health Environmental Laboratory Accreditation Program (ELAP) or approved by the Executive Officer. A copy of the laboratory certification shall be provided with the first monitoring report and each time a new and/or renewal is obtained from ELAP.
- C. Samples must be analyzed within allowable holding time limits as specified in 40 CFR Part 136.3. Proper chain of custody procedures must be followed and a copy shall be submitted with the report.
- D. As required in part H of Order No. R4-2003-0108, the monitoring report shall specify the USEPA analytical method used, the Method Detection Limit and the Minimum Level for each pollutant.

VI. COMPLIANCE DETERMINATION (AS APPLICABLE)

- A. Compliance with single constituent effluent limitation – If the concentration of the pollutant in the monitoring sample is greater than the effluent limitation and greater than or equal to the reported Minimum Level (see Monitoring and Reporting Requirements Section H.4. of Order R4-2003-0108), then the Discharger is out of compliance.
- B. Compliance with monthly average limitations - In determining compliance with monthly average limitations, the following provisions shall apply to all constituents:
- a. If the analytical result of a single sample, monitored monthly, quarterly, semi-annually, or annually, does not exceed the monthly average limit for that constituent, the Discharger has demonstrated compliance with the monthly average limit for that month.
  - b. If the analytical result of a single sample, monitored monthly, quarterly, semi-annually, or annually, exceeds the monthly average limit for any constituent, the Discharger shall collect four additional samples at approximately equal intervals during the month. All five analytical results shall be reported in the monitoring report for that month, or 45 days after results for the additional samples were received, whichever is later.

When all sample results are greater than or equal to the reported Minimum Level (see Monitoring and Reporting Requirements Section H.4. of Order R4-2003-0108), the numerical average of the analytical results of these five samples will be used for compliance determination.

When one or more sample results are reported as "Not-Detected (ND)" or "Detected, but Not Quantified (DNQ)" (see Monitoring and Reporting Requirements Section H.4. of Order R4-2003-0108), the median value of these four samples shall be used for compliance determination. If one or both of the middle values is ND or DNQ, the median shall be the lower of the two middle values.

- c. In the event of noncompliance with a monthly average effluent limitation, the sampling frequency for that constituent shall be increased to weekly and shall continue at this level until compliance with the monthly average effluent limitation has been demonstrated.
- d. If only one sample was obtained for the month or more than a monthly period and the result exceed the monthly average, then the Discharger is in violation of the monthly average limit.



- C. Compliance with effluent limitations expressed as a sum of several constituents – If the sum of the individual pollutant concentrations is greater than the effluent limitation, then the Discharger is out of compliance. In calculating the sum of the concentrations of a group of pollutants, consider constituents reported as ND or DNQ to have concentrations equal to zero, provided that the applicable ML is used.
- D. Compliance with effluent limitations expressed as a median – in determining compliance with a median limitation, the analytical results in a set of data will be arranged in order of magnitude (either increasing or decreasing order); and
  - a. If the number of measurements (n) is odd, then the median will be calculated as  $= X_{(n+1)/2}$ , or
  - b. If the number of measurements (n) is even, then the median will be calculated as  $= [X_{n/2} + X_{(n/2)+1}]$ , i.e. the midpoint between the n/2 and n/2+1 data points.
- E. In calculating mass emission rates from the monthly average concentrations, use one half of the method detection limit for “Not Detected” (ND) and the estimated concentration for “Detected, but Not Quantified” (DNQ) for the calculation of the monthly average concentration. To be consistent with section VI.C., if all pollutants belonging to the same group are reported as ND or DNQ, the sum of the individual pollutant concentrations should be considered as zero for the calculation of the monthly average concentration.

## VII. NOTIFICATION

- A. The discharger shall notify the Executive Officer in writing prior to discharge of any chemical which may be toxic to aquatic life. Such notification shall include:
  - 1. Name and general composition of the chemical,
  - 2. Frequency of use,
  - 3. Quantities to be used,
  - 4. Proposed discharge concentrations and,
  - 5. EPA registration number, if applicable.


No discharge of such chemical shall be made prior to obtaining the Executive Officer's approval.
- B. The discharger shall notify the Regional Board via telephone and/or fax within 24 hours of noticing an exceedance above the effluent limits in Order No. R4-2003-0108. The discharger shall provide to the Regional Board within 14 days of observing the exceedance a detailed statement of the

actions undertaken or proposed that will bring the discharge into full compliance with the requirements and submit a timetable for correction.

VIII. MONITORING FREQUENCIES

Monitoring frequencies may be adjusted by the Executive Officer to a less frequent basis if the discharger makes a request and the request is justified by statistical trends of monitoring data submitted. However, monitoring frequency may also increase based on site-specific conditions.

Ordered by:

  
\_\_\_\_\_  
Tracy J. Egescue  
Executive Officer

Date: September 22, 2009

/vbc