



EDMUND G. BROWN JR.
GOVERNOR

MATTHEW RODRIGUEZ
SECRETARY FOR
ENVIRONMENTAL PROTECTION

Los Angeles Regional Water Quality Control Board

September 29, 2017

Mr. Mark Pestrella, Acting Director
County of Los Angeles
Department of Public Works
900 South Fremont Avenue
Alhambra, CA 91803-1331

Certified Mail
Return Receipt Requested
Claim No. 7001 2510 0002 2222 0549

REVISION OF COVERAGE UNDER GENERAL NATIONAL POLLUTANT DISCHARGE ELIMINATION SYSTEM AND WASTE DISCHARGE REQUIREMENTS—LOS ANGELES COUNTY, DEPARTMENT OF PUBLIC WORKS, DOMINGUEZ GAP BARRIER PROJECT, LONG BEACH, CALIFORNIA (NPDES NO. CAG994004, CI—6089)

Dear Mr. Pestrella:

The subject discharges are currently regulated under Order No. R4-2003-0108, *General National Pollutant Discharge Elimination System and Waste Discharge Requirements for Discharges of Groundwater from Potable Water Supply Wells to Surface Waters in Coastal Watersheds of Los Angeles and Ventura Counties*, adopted by this Board on August 7, 2003

On November 18, 2014, the State Water Resources Control Board (State Water Board) adopted the *Statewide National Pollutant Discharge Elimination System (NPDES) Permit for Drinking Water Systems Discharges to Waters of the United States* (Order WQ 2014-0194-DWQ, General Order No. CAG140001. The Order became effective on February 26, 2015. This Order provides regulatory coverage for drinking water system related discharges resulting from operations and maintenance activities. All the water purveyors in California are required to obtain coverage under this permit by September 15, 2016, henceforth superseding similar Regional Water Board NPDES permit covering similar discharges as the State Water Board permit. Since the State Water Board has adopted a statewide general NPDES permit to cover drinking water system discharges, the general NPDES permit CAG994005, Order No. R4-2003-0108 issued by Los Angeles Regional Board Water Quality Control Board (Los Angeles Regional Board) is subjected to termination.

The discharges that are not directly related to potable water supply system discharges are subject to coverage under an appropriate general NPDES permit issued by Los Angeles Regional Water Board. Therefore, the discharges from Dominguez Gap Barrier Project will be appropriately covered under Order No. R4-2013-0095, *General National Pollutant Discharge Elimination System Permit and Waste Discharge Requirements for Groundwater Discharges from Construction and Project Dewatering to Surface Waters in Coastal Watersheds of Los Angeles and Ventura Counties*, adopted by this Board on June 6, 2013. Subsequently, LACDPW Dominguez Gap Barrier Project enrollment under Order No. R4-2003-0108 is superseded by enrollment under Order No. R4-2013-0095 and is effective from date of this enrollment.

IRMA MUÑOZ, CHAIR | SAMUEL UNGER, EXECUTIVE OFFICER

320 West 4th St., Suite 200. Los Angeles, CA 90013 | www.waterboards.ca.gov/losangeles

♻️ RECYCLED PAPER

Enclosed are your Revised Waste Discharge Requirements, which also serve as your NPDES permit, consisting of Order No. R4-2013-0095 and Revised Monitoring and Reporting Program No. CI-6089. The discharge limitations in Part V.1. Tables 1, 6, 7, 8, 14, 15, and 26 of Order No. R4-2013-0095 for the specific constituents listed on Table 1 with the enclosed Fact Sheet are applicable to your discharge. The groundwater discharge from the project flows into local stormdrains located along Anaheim and Spring Street, thence into Los Angeles Inner Harbor, Dominguez Channel, and Los Angeles River (below Willow Street). Therefore, the mineral limitations in Attachment B of Order No. R4-2013-0095 are not applicable to your discharge. However, the Los Angeles Inner Harbor, Dominguez Channel, and Los Angeles River (below Willow Street) metals Total Maximum Daily Load (TMDL) effluent limitations are applicable to your discharge. Prior to starting discharge, a representative sample of the effluent shall be obtained and analyzed to determine compliance with the discharge limitations.

The Revised Monitoring and Reporting Program requires you to implement the monitoring program on the effective date of coverage under this permit. All monitoring reports should be sent to the Regional Board, electronically by email to losangeles@waterboards.ca.gov. When submitting monitoring or technical reports to the Regional Board per these requirements, please include a reference to "Compliance File No. CI-6089 and NPDES No. CAG994004", which will assure that the reports are directed to the appropriate file and staff. Also, please do not combine other reports with your monitoring reports. Submit each type of report as a separate document.

The Regional Water Board is implementing a paperless office system to reduce paper use, increase efficiency and provide a more effective way for our staff, the public and interested parties to view water quality documents. Therefore, please convert all regulatory documents, submissions, data and correspondence that you would normally submit to us as hard copies to a searchable Portable Document Format (PDF). Documents that are less than 10 megabyte (MB) should be emailed to losangeles@waterboards.ca.gov. Documents that are 10 MB or larger should be transferred to a disk and mailed to the address listed above. If you need additional information regarding electronic submittal of documents please visit the Regional Water Board's website listed above and navigate to Paperless Office.

To avoid paying future annual fees, please submit written request for termination of your enrollment under the general permit in a separate letter, when your project has been completed and the permit is no longer needed.

We are sending a copy of Order No. R4-2013-0095 only to the applicant. For those on the mailing list, please refer to the Board Order sent to you previously. A copy of the Order will be furnished to anyone who requests it, or it can be obtained at our website address at <http://www.waterboards.ca.gov/losangeles/board/decisions/adopted/orders/>


Mr. Mark Pestrella, Acting Director
County of Los Angeles,
Department of Public Works
(Dominguez Gap Barrier Project)

CI-6089
September 29, 2017

- 3 -

If you have any questions, please contact Vilma Correa at (213) 576-6794.

Sincerely,


Samuel Unger, P.E.
Executive Officer

Enclosures:

Revised Fact Sheet
Revised Monitoring and Reporting Program No. CI-6089
Order No. R4-2013-0095, General NPDES Permit No. CAG994004

cc: Environmental Protection Agency, Region 9, Permit Section (WTR-5)
State Water Resources Control Board, NPDES_Wastewater@waterboards.ca.gov
U.S. Army Corps of Engineers
NOAA, National Marine Fisheries Service
Department of Interior, U.S. Fish and Wildlife Service
California Department of Fish and Game, Marine Resources, Region 5
California Department of Public Health, Drinking Water and Environmental Management
Los Angeles County, Department of Public Works, Flood Control and Drainage
Los Angeles County, Department of Environmental Program
Adam Lee, Los Angeles County, Department of Public Works,
Water Resources Division
Oscar Enriquez, Los Angeles County, Department of Public Works,
Construction Division
James Ashby, PG Environmental
Sarah Torres, PG Environmental

STATE OF CALIFORNIA
CALIFORNIA REGIONAL WATER QUALITY CONTROL BOARD
LOS ANGELES REGION
320 West 4th Street, Suite 200, Los Angeles, California 90013

REVISED FACT SHEET
WASTE DISCHARGE REQUIREMENTS
FOR

COUNTY OF LOS ANGELES, DEPARTMENT OF PUBLIC WORKS
(DOMINGUEZ GAP BARRIER PROJECT)

(ORDER NO. R4-2013-0095, SERIES NO. 111)
NPDES NO. CAG994004

CI-6089

FACILITY ADDRESS

Various locations within
The city of Long Beach (see table below)
(Dominguez Gap Barrier)
Long Beach, CA 90810

FACILITY MAILING ADDRESS

900 S. Fremont Avenue, 2nd Floor
Alhambra, CA 91803-1331

PROJECT DESCRIPTION:

County of Los Angeles, Department of Public Works (LACDPW) discharges groundwater from constructing and maintaining the injection wells installed as part of the Dominguez Gap Barrier project to control seawater intrusion into the groundwater basins in the Wilmington area. LACDPW redevelops and constructs new wells every two to four years. Some of the wells will discharge groundwater into Los Angeles Inner Harbor, Dominguez Channel, and Los Angeles River (below Willow Street). Discharges from these injection are currently regulated under the General NPDES Permit CAG994005, Order No. R4-2003-0108. The LACDPW built a temporary pipeline to convey discharges from the Long Beach Pump Plant to downstream of Willow Street. The groundwater is pumped to a settling tank unit before the discharge. See Figure 1 for the outfall and well locations.

On November 18, 2014, the State Water Resources Control Board (State Water Board) adopted the *Statewide National Pollutant Discharge Elimination System (NPDES) Permit for Drinking Water Systems Discharges to Waters of the United States* (Order WQ 2014-0194-DWQ, General Order No. CAG140001). The Order became effective on February 26, 2015. This Order provides regulatory coverage for drinking water system related discharges resulting from operations and maintenance activities. All the water purveyors in California are required to obtain coverage under this permit by September 15, 2016, henceforth superseding similar Regional Water Board NPDES permit covering similar discharges as the State Water Board permit. Since the State Water Board has adopted a statewide general NPDES permit to cover drinking water system discharges, the general NPDES permit CAG994005, Order No. R4-2003-0108 issued by Los Angeles Regional Board Water Quality Control Board (Los Angeles Regional Board) is subjected to termination.

September 26, 2017

The discharges that are not directly related to potable water supply system discharges are subject to coverage under an appropriate general NPDES permit issued by Los Angeles Regional Water Board. Therefore, the discharges from Dominguez Gap Barrier Project will be appropriately covered under Order No. R4-2013-0095, *General National Pollutant Discharge Elimination System Permit and Waste Discharge Requirements for Groundwater Discharges from Construction and Project Dewatering to Surface Waters in Coastal Watersheds of Los Angeles and Ventura Counties*, adopted by this Board on June 6, 2013. Subsequently, LACDPW Dominguez Gap Barrier Project enrollment under Order No. R4-2003-0108 is superseded by enrollment under Order No. R4-2013-0095 and is effective from date of this enrollment.

VOLUME AND DESCRIPTION OF DISCHARGE:

Up to 1.0 million gallons per day of groundwater will be discharged from well construction and maintenance activities. The discharge will be released from the facility into local storm drains located along Anaheim and Spring Street, thence into Los Angeles Inner Harbor, Dominguez Channel, and Los Angeles River (below Willow Street), waters of the United States. See Figure 1 for the outfall and well locations are listed below:

Table 1: Discharge Outfalls Locations

a. Los Angeles Inner Harbor

Outfall Number	Discharge Location	Latitude	Longitude
001	West Basin of L.A. Inner Harbor at Berth 139	33° 46' 31"	118° 16' 50"
002	West Basin of L.A. Inner Harbor at Berth 139	33° 46' 30"	118° 16' 18"
003	West Basin of L.A. Inner Harbor at Berth 139	33° 46' 29"	118° 16' 32"
004	West Basin of L.A. Inner Harbor at Berth 139	33° 46' 29"	118° 16' 21"
005	West Basin of L.A. Inner Harbor at Berth 139	33° 46' 31"	118° 16' 15"
006	West Basin of L.A. Inner Harbor at Berth 139	33° 46' 32"	118° 16' 08"
007	East Basin of Inner Harbor at Slip No. 5	33° 46' 32"	118° 16' 01"
008	East Basin of Inner Harbor at Slip No. 6	33° 46' 32"	118° 15' 53"
009	East Basin of Inner Harbor at Slip No. 6	33° 46' 32"	118° 15' 45"

010	East Basin of Inner Harbor at Slip No. 5	33° 46' 32"	118° 15' 40"
011	East Basin of Inner Harbor at Berth 200 C and D	33° 46' 33"	118° 15' 31"
012	East Basin of Inner Harbor at Berth 200 C and D	33° 46' 33"	118° 15' 25"
013	East Basin of Inner Harbor at Berth 200 C and D	33° 46' 38"	118° 15' 21"
014	East Basin of Inner Harbor at Berth 200 C and D	33° 46' 39"	118° 15' 15"
015	East Basin of Inner Harbor at Berth 200 C and D	33° 46' 39"	118° 15' 06"
016	East Basin of Inner Harbor at Berth 200 C and D	33° 46' 40"	118° 14' 59"
017	East Basin of Inner Harbor at Berth 200 C and D	33° 46' 40"	118° 14' 53"
018	East Basin of Inner Harbor at Berth 200 C and D	33° 46' 44"	118° 14' 49"
019	East Basin of Inner Harbor at Berth 200 C and D	33° 46' 51"	118° 14' 42"
020	East Basin of Inner Harbor at Berth 200 C and D	33° 47' 01"	118° 14' 43"
021	East Basin of Inner Harbor at Berth 200 C and D	33° 47' 02"	118° 14' 38"
031	East Basin of Inner Harbor at Berth 200 C and D	33° 46' 47"	118° 14' 45"
032	East Basin of Inner Harbor at Berth 200 C and D	33° 46' 57"	118° 14' 42"
041	East Basin of Inner Harbor at Berth 200 C and D	33° 46' 56"	118° 14' 42"
048	Intersection of Figueroa Street and John Gibson Boulevard	33° 46' 14"	118° 16' 43"
049	Along Hawaiian Avenue, between West E Street and West D Street	33° 46' 28"	118° 16' 35"

b. Dominguez Channel

022	Grant Street, south of railroad crossing	33° 47' 06"	118° 14' 26"
023	Grant Street, south of railroad crossing	33° 47' 07"	118° 14' 15"
024	2100 feet. north of Anaheim Street	33° 47' 10"	118° 14' 02"
025	1,400 feet south of Pacific Coast Highway	33° 47' 17"	118° 13' 58"

026	200 feet south of Pacific Coast Highway	33° 47' 28"	118° 13' 50"
027	1,000 feet north of Pacific Coast Highway	33° 47' 37"	118° 13' 44"
028	1,800 feet north of Pacific Coast Highway	33° 47' 47"	118° 13' 42"
029	2,800 feet north of Pacific Coast Highway	33° 47' 56"	118° 13' 40"
030	1,450 feet south of Sepulveda Boulevard	33° 48' 07"	118° 13' 38"
033	Grant Street, south of railroad crossing	33° 47' 07"	118° 14' 10"
034	1,900 feet south of Pacific Coast Highway	33° 47' 14"	118° 14' 00"
035	600 feet south of Pacific Coast Highway	33° 47' 24"	118° 13' 53"
036	300 feet north of Pacific Coast Highway	33° 47' 33"	118° 13' 47"
037	1200 feet north of Pacific Coast Highway	33° 47' 41"	118° 13' 43"
038	2400 feet north of Pacific Coast Highway	33° 47' 53"	118° 13' 41"
039	2050 feet south of Sepulveda Boulevard	33° 48' 00"	118° 13' 39"
040	500 feet south of Sepulveda Boulevard	33° 48' 16"	118° 13' 36"
042	2400 feet north of Anaheim Street	33° 47' 14"	118° 14' 11"
043	500 feet north of Pacific Coast Highway	33° 47' 42"	118° 13' 48"
044	2000 feet north of Pacific Coast Highway	33° 47' 51"	118° 13' 44"
046	4500 feet south Sepulveda Boulevard	33° 54' 14"	118° 23' 47"
047	Along Intermodal Way north of East Sepulveda Boulevard	33° 48' 37"	118° 13' 37"

c. Los Angeles River

045	Los Angeles River below Willow Street	33° 48' 37"	118° 13' 37"
-----	---------------------------------------	-------------	--------------

APPLICABLE EFFLUENT LIMITATIONS

Based on the information provided in the NPDES Application Supplemental Requirements the Regional Board has determined that the constituents listed in the Table 1 below, show reasonable potential to exist in the discharge. Therefore, effluent limitations contained in Part V.1. Tables 1, 6, 7, 8, 14, 15, and 26 of Order No. R4-2013-0095 for the specific constituents listed on Table 1 with the enclosed Fact Sheet are applicable to your discharge. The discharge from the project flows into the Los Angeles Inner Harbor, Dominguez Channel, and Los Angeles River (below Willow Street). Therefore, the mineral limitations in Attachment B of Order No. R4-2013-0095 are not applicable to your discharge. In addition, the Los Angeles Inner Harbor, Dominguez Channel, and Los Angeles River metals Total Maximum Daily Load (TMDL) effluent limitations are applicable to your discharge. The Discharger must comply with all other parts of the Order, including, but not limited, to narrative effluent and receiving water limitations.

Table 1, Table 2, and Table 3: The Discharger is required to comply with these effluent limitations during its enrollment under Order No. R4-2013-0095.

a. Los Angeles Inner Harbor Discharge Effluent Limitations

Constituents	Units	Discharge Limitations	
		Daily Maximum	Monthly Average
Total Suspended Solids	mg/L	150	50
Turbidity	NTU	150	50
BOD ₅ 20°C	mg/L	30	20
Oil and Grease	mg/L	15	10
Settleable Solids	ml/L	0.3	0.1
Sulfides	mg/L	1.0	
Phenols	mg/L	1.0	
Residual Chlorine	mg/L	0.1	
Methylene Blue Active Substances (MBAS)	mg/L	0.5	
<i>Los Angeles Harbor (Inner) Bacteria TMDL WLAs Limitations</i>			
Constituents	Units	Geometric Mean	Single Sample
Total Coliform (T)	MPL/100 mL	1,000	10,000
Fecal Coliform (F)	MPL/100 mL	200	400
Enterococcus	MPL/100 mL	35	104
If ration F/T >0.1	MPL/100 mL	---	1,000

b. Dominguez Channel Discharge Effluent Limitations

Constituents	Units	Discharge Limitations	
		Daily Maximum	Monthly Average
Total Suspended Solids	mg/L	150	50
Turbidity	NTU	150	50
BOD ₅ 20°C	mg/L	30	20
Oil and Grease	mg/L	15	10
Settleable Solids	ml/L	0.3	0.1
Sulfides	mg/L	1.0	
Phenols	mg/L	1.0	
Residual Chlorine	mg/L	0.1	
Methylene Blue Active Substances (MBAS)	mg/L	0.5	
<i>Dominguez Channel Toxic Pollutants TMDL WLAs</i>			
Constituents	Units	Effluent Limitations	
		Max. Daily	Avg. Monthly
Copper, TR	µg/L	9.7	4.8
Lead, TR	µg/L	43	21
Zinc, TR	µg/L	70	35
PAHs	µg/L	0.098	0.049
Chlordane	µg/L	0.0012	0.00059
4,4'-DDT	µg/L	0.0012	0.0059
Dieldrin	µg/L	0.00028	0.00014
Total PCBs	µg/L	0.00034	0.00017
<i>Dominguez Channel Toxic Pollutants TMDL WLAs Sediment</i>			
Constituents	Units	Effluent Limitations	
Lead	µg/L	46.7	
PAHs	µg/L	4.022	

c. Los Angeles River Discharge Effluent Limitations

Constituents	Units	Discharge Limitations			
		Daily Maximum	Monthly Average		
Total Suspended Solids	mg/L	150	50		
Turbidity	NTU	150	50		
BOD ₅ 20°C	mg/L	30	20		
Oil and Grease	mg/L	15	10		
Settleable Solids	ml/L	0.3	0.1		
Sulfides	mg/L	1.0			
Phenols	mg/L	1.0			
Residual Chlorine	mg/L	0.1			
Methylene Blue Active Substances (MBAS)	mg/L	0.5			
Los Angeles River Metal TMDL					
Constituents	Units	Dry Weather ¹		Wet Weather ²	
		Daily Maximum	Monthly Average	Daily Maximum	Monthly Average
Cadmium, TR	µg/L			3.1	1.5
Copper, TR	µg/L	39	19	17	8.5
Lead, TR	µg/L	20	9.8	62	31
Zinc, TR	µg/L			160	69
Los Angeles River River Watershed Bacteria TMDL WLAs					
<i>E.coli</i> density	MPN/100 mL	Effluent Limitations			
		Geometric Mean		Single Sample	
		126		235	

1. For purpose of this General Permit, discharges occurring from April 15th through November 14th are considered dry weather discharges.
2. For purposes of this General Permit, discharges occurring from November 15th through April 14th are considered wet weather discharges.

FREQUENCY OF DISCHARGE:

The discharge will be intermittent.

REUSE OF WATER:

The Discharger submitted a feasibility study to the Regional Board analyzing the water conservation, reuse, and/or alternative disposal options for the discharge. The Discharger indicated lack of landscaping area at the site and inability to economically transport the water for reuse.

Alternative disposal options are not feasible at the site. The Discharger proposes to discharge the groundwater to nearby storm drains (that discharges to the Los Angeles Inner Harbor, Dominguez Channel, and Los Angeles River) in compliance with the requirements of the attached Order No. R4-2013-0095.

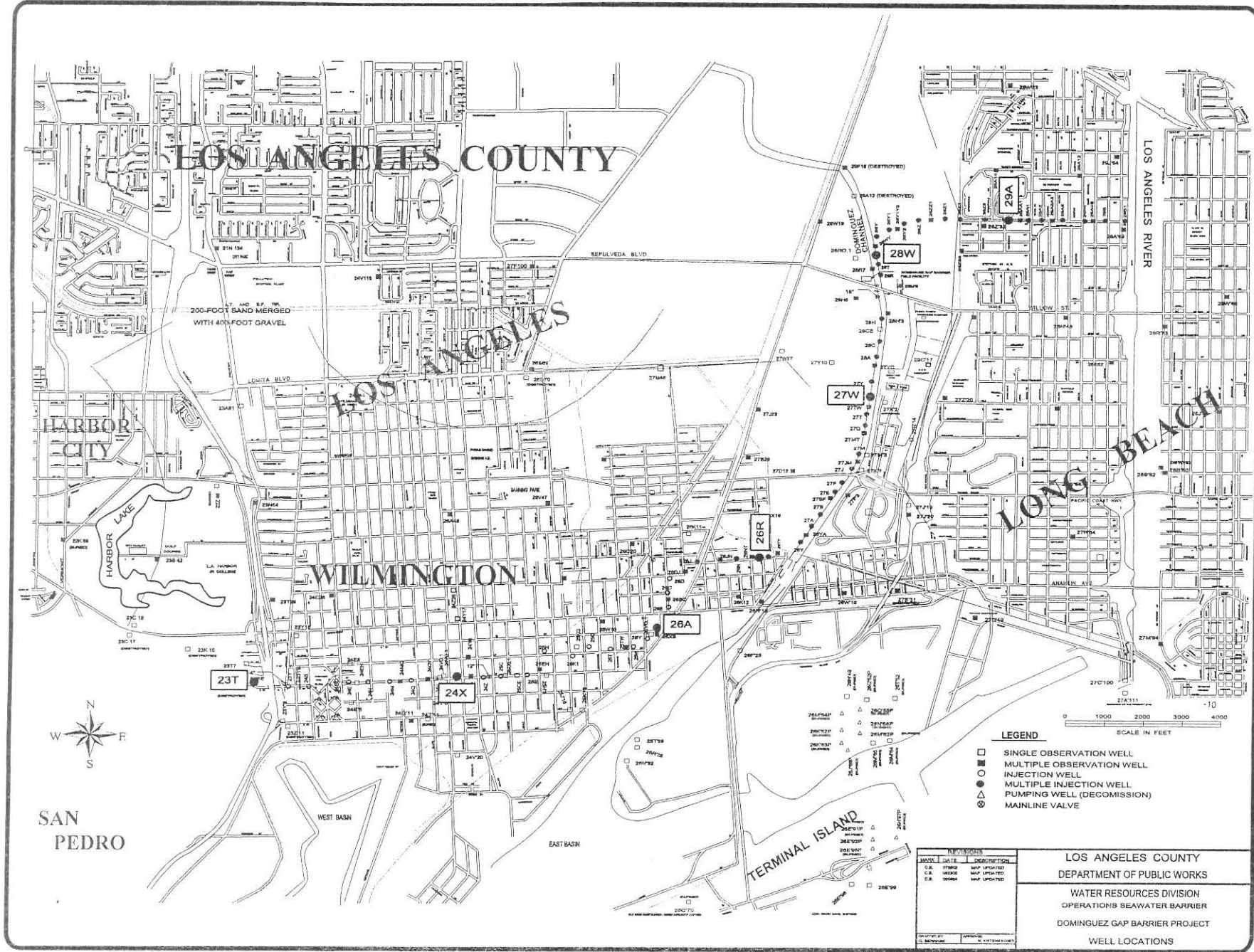


FIGURE 1. a

LOS ANGELES COUNTY, DEPARTMENT OF PUBLIC WORKS
(DOMINGUEZ GAP BARRIER PROJECT)

CI-6089

NO.	DATE	DESCRIPTION
C.A.	07/20/82	MAP UPDATED
C.B.	08/22/82	MAP UPDATED
C.D.	09/24/82	MAP UPDATED

LOS ANGELES COUNTY
DEPARTMENT OF PUBLIC WORKS
WATER RESOURCES DIVISION
OPERATIONS SEAWATER BARRIER
DOMINGUEZ GAP BARRIER PROJECT
WELL LOCATIONS

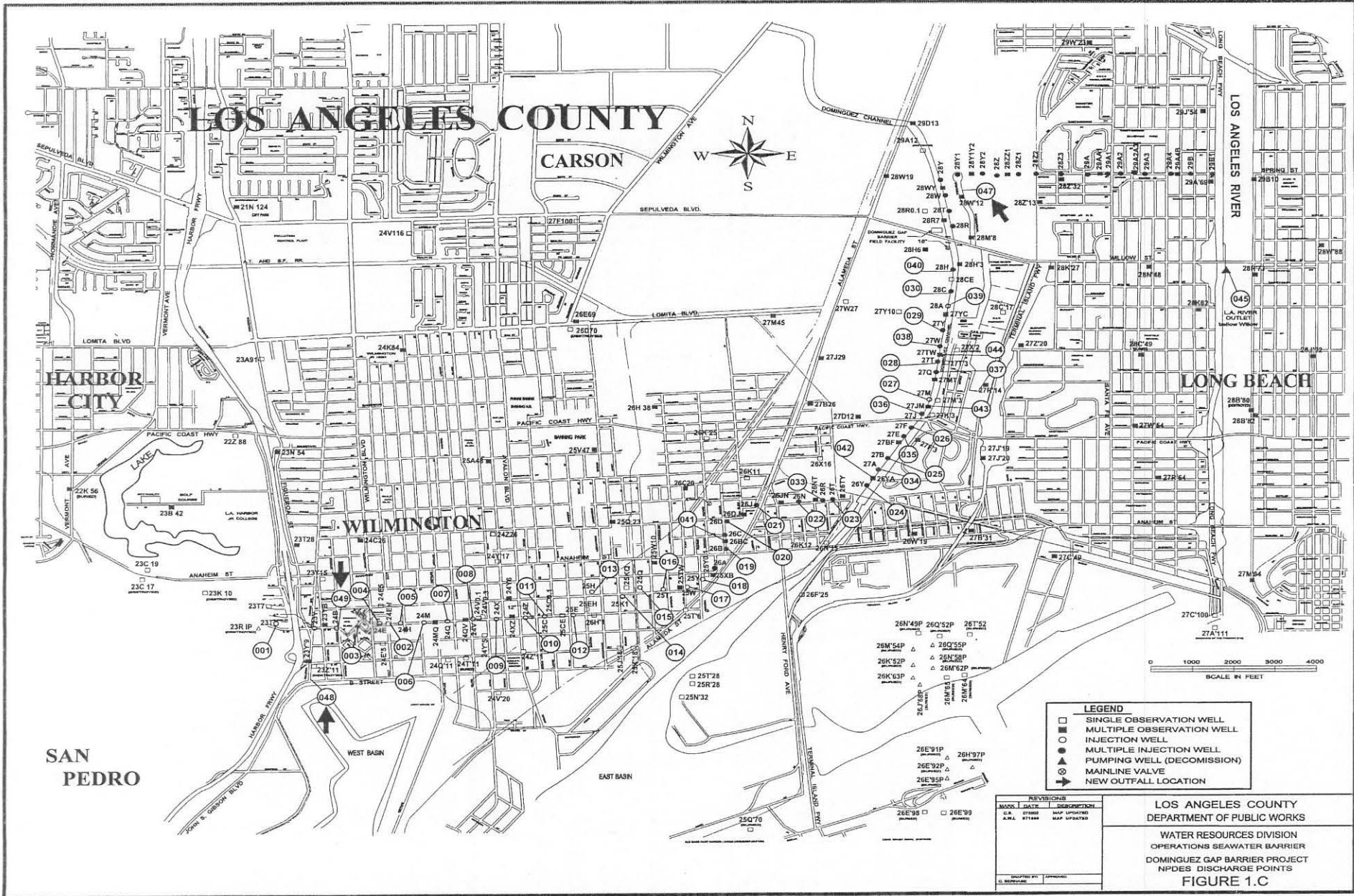


FIGURE 1.b

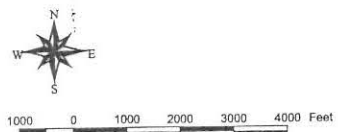
LOS ANGELES COUNTY, DEPARTMENT OF PUBLIC WORKS
(DOMINGUEZ GAP BARRIER PROJECT)

CI-6089



LEGEND

- Storm Drain Pump Plant 18
- Dominguez Channel
- Storm Drain System
- Injection Well Locations
- Outfall 046



REVISIONS		
MARK	DATE	DESCRIPTION
A.W.L.	092809	MAP UPDATED

LOS ANGELES COUNTY
DEPARTMENT OF PUBLIC WORKS

WATER RESOURCES DIVISION
OPERATIONS SEAWATER BARRIER

DOMINGUEZ GAP BARRIER PROJECT
NPDES DISCHARGE POINTS

FIGURE 1. c

LOS ANGELES COUNTY, DEPARTMENT OF PUBLIC WORKS
(DOMINGUEZ GAP BARRIER PROJECT)

CI-6089

STATE OF CALIFORNIA
CALIFORNIA REGIONAL WATER QUALITY CONTROL BOARD
LOS ANGELES REGION

REVISED MONITORING AND REPORTING PROGRAM NO. CI-6089

FOR
DISCHARGES OF GROUNDWATER FROM CONSTRUCTION AND PROJECT DEWATERING
TO SURFACE WATERS

IN

COASTAL WATERSHEDS OF LOS ANGELES AND VENTURA COUNTIES
(GENERAL NPDES PERMIT NO. CAG994004, SERIES NO. 111)

This Order was adopted by the Regional Water Board on:	June 6, 2013
Enrollment to this Order shall become effective on:	September 29, 2017
This Order shall expire on:	July 6, 2018
The U.S. Environmental Protection Agency and the Regional Water Quality Control Board have classified discharges covered under this General Permit as a minor discharge.	

Ordered by: 
Samuel Unger, P.E.
Executive Officer

Date: September 29, 2017

Table of Contents

I.	General Monitoring Provisions	3
II.	Monitoring Locations	7
III.	Effluent Monitoring Requirements	8
IV.	Whole Effluent Toxicity Testing Requirements	9
	A. Acute Toxicity Effluent Monitoring Program.....	9
	B. Reporting.....	9
V.	Land Discharge Monitoring Requirements (Not Applicable)	10
VI.	Reclamation Monitoring requirements (Not Applicable)	10
VII.	Receiving water monitoring requirements – Surface water and groundwater (Not Applicable)	10
VIII.	Other monitoring requirements (Not Applicable).....	9
IX.	Reporting Requirements.....	10
	A. General Monitoring and Reportign Requirements.....	11
	B. Self Monitoring Reports.....	11
	C. Discharge Monitoring Reports (DMRs) (Not Applicable).....	13
	D. Other Reports (Not Applicable).....	13
	E. Notification.....	13
X.	Monitoring Frequencies adjustment	14

Monitoring and Reporting Program (MRP)

The Code of Federal Regulations (40 CFR) section 122.48 requires that all NPDES permits specify monitoring and reporting requirements. Water Code Sections 13267 and 13383 also authorize the Regional Water Quality Control Board (Regional Water Board) to require technical and monitoring reports. This MRP establishes monitoring and reporting requirements, which implement the federal and California regulations.

I. GENERAL MONITORING PROVISIONS

- A. An effluent sampling station shall be established for Discharge Points M-001 through M-049 and shall be located where representative samples of that effluent can be obtained.
- B. This Regional Water Board shall be notified in writing of any change in the sampling stations once established or in the methods for determining the quantities of pollutants in the individual waste streams.
- C. Effluent samples shall be taken downstream of any addition to treatment works and prior to mixing with the receiving waters.
- D. Pollutants shall be analyzed using the analytical methods described in 40 CFR section Sections 136.3, 136.4, and 136.5 (revised March 12, 2007); or, where no methods are specified for a given pollutant, by methods approved by this Regional Water Board or the State Water Board.
- E. For any analyses performed for which no procedure is specified in the USEPA guidelines or in the MRP, the constituent or parameter analyzed and the method or procedure used must be specified in the monitoring report.
- F. Laboratories analyzing effluent samples and receiving water samples shall be certified by the California Department of Health Services Environmental Laboratory Approval Program (ELAP) or approved by the Executive Officer and must include QA/QC data in their reports. A copy of the laboratory certification shall be provided each time a new certification and/or renewal of the certification is obtained from ELAP.
- G. Each monitoring report must affirm in writing that "all analyses were conducted at a laboratory certified for such analyses by the Department of Health Services or approved by the Executive Officer and in accordance with current USEPA guideline procedures or as specified in this Monitoring and Reporting Program".
- H. The monitoring reports shall specify the analytical method, the Method Detection Limit (MDL), and the State Water Board Minimum Level (ML) for each pollutant. For the purpose of reporting compliance with numerical limitations, performance goals, and receiving water limitations, analytical data shall be reported by one of the following methods, as appropriate:

1. An actual numerical value for sample results greater than or equal to the ML; or
2. "Detected, but Not Quantified (DNQ)" if results are greater than or equal to the laboratory's MDL but less than the ML; or
3. "Not Detected (ND)" for sample results less than the laboratory's MDL with the MDL indicated for the analytical method used.

Analytical data reported as "less than" for the purpose of reporting compliance with permit limitations shall be the same or lower than the permit limit(s) established for the given parameter.

Current MLs, which are listed in Appendix A, are those published by the State Water Resources Control Board in the *Policy for the Implementation of Toxics Standards for Inland Surface Waters, Enclosed Bays, and Estuaries of California*, March 2, 2000.

- I. Where possible, the MLs employed for effluent analyses shall be lower than the permit limitations established for a given parameter. If the ML value is not below the effluent limitation, then the lowest ML value and its associated analytical method shall be selected for compliance purposes. At least once a year, the Discharger shall submit a list of the analytical methods employed for each test and associated laboratory QA/QC procedures.

The Regional Water Board, in consultation with the State Water Board Quality Assurance Program, shall establish a ML that is not contained in Appendix A to be included in the Discharger's permit in any of the following situations:

1. When the pollutant under consideration is not included in Appendix A;
 2. When the Discharger and Regional Water Board agree to include in the permit a test method that is more sensitive than that specified in 40 CFR Part 136 (revised May 14, 1999);
 3. When the Discharger agrees to use an ML that is lower than that listed in Appendix A;
 4. When the Discharger demonstrates that the calibration standard matrix is sufficiently different from that used to establish the ML in Appendix A, and proposes an appropriate ML for their matrix; or,
 5. When the Discharger uses a method whose quantification practices are not consistent with the definition of an ML. Examples of such methods are the USEPA-approved method 1613 for dioxins and furans, method 1624 for volatile organic substances, and method 1625 for semi-volatile organic substances. In such cases, the Discharger, the Regional Water Board, and the State Water Board shall agree on a lowest quantifiable limit and that limit will substitute for the ML for reporting and compliance determination purposes.
- J. Water/wastewater samples must be analyzed within allowable holding time limits as specified in 40 CFR section 136.3. All QA/QC items must be run on the same dates the samples were actually analyzed, and the results shall be reported in the Regional Water Board format, when it becomes available, and submitted with the laboratory reports. Proper chain of custody procedures must be followed, and a copy of the chain of custody shall be submitted with the report.

- K. All analyses shall be accompanied by the chain of custody, including but not limited to data and time of sampling, sample identification, and name of person who performed sampling, date of analysis, name of person who performed analysis, QA/QC data, method detection limits, analytical methods, copy of laboratory certification, and a perjury statement executed by the person responsible for the laboratory.
- L. The Discharger shall calibrate and perform maintenance procedures on all monitoring instruments and to insure accuracy of measurements, or shall insure that both equipment activities will be conducted.
- M. The Discharger shall have an acceptable written quality assurance (QA) plan for laboratory analyses. The 4th quarter monitoring report required in Section IX.B.4. of this MRP shall also summarize the QA activities for the previous year. Duplicate chemical analyses must be conducted on a minimum of ten percent (10%) of the samples, or at least one sample per sampling period, whichever is greater. A similar frequency shall be maintained for analyzing spiked samples.
- N. When requested by the Regional Water Board or USEPA, the Discharger will participate in the NPDES discharge monitoring report QA performance study. The Discharger must have a success rate equal to or greater than 80%.
- O. For parameters that both monthly average and daily maximum limitations are specified and the monitoring frequency is less than four times a month, the following shall apply. If an analytical result is greater than the monthly average limitation, the Discharger shall collect four additional samples at approximately equal intervals during the month, until compliance with the monthly average limitation has been demonstrated. All five analytical results shall be reported in the monitoring report for that month, or 45 days after results for the additional samples were received, whichever is later. In the event of noncompliance with a monthly average effluent limitation, the sampling frequency for that constituent shall be increased to weekly and shall continue at this level until compliance with the monthly average effluent limitation has been demonstrated. The Discharger shall provide for the approval of the Executive Officer a program to ensure future compliance with the monthly average limitation.
- P. In the event wastes are transported to a different disposal site during the report period, the following shall be reported in the monitoring report:
1. Types of wastes and quantity of each type;
 2. Name and address for each hauler of wastes (or method of transport if other than by hauling); and
 3. Location of the final point(s) of disposal for each type of waste.

If no wastes are transported off-site during the reporting period, a statement to that effect shall be submitted.

- Q. Each monitoring report shall state whether or not there was any change in the discharge as described in the Order during the reporting period.

All monitoring reports shall include the discharge limitations in the Order, tabulated analytical data, the chain of custody form, and the laboratory report (including but not limited to date and time of sampling, date of analyses, method of analysis and detection limits).

- R. Each monitoring report shall contain a separate section titled "Summary of Non-compliance" which discusses the compliance record and corrective action taken or planned that may be needed to bring the discharge into full compliance with waste discharge requirements. This section shall clearly list all non-compliance with waste discharge requirements, as well as all excursions of effluent limitations.
- S. Sample collection requirements (as appropriate)
1. Daily samples shall be collected each day.
 2. Weekly samples shall be collected on a representative day of each week.
 3. Monthly samples shall be collected on a representative day of each month.
 4. Quarterly samples shall be collected in February, May, August, and November.
 5. Semi-annual samples shall be collected in May and November.
 6. Annual samples shall be collected in November.
- T. Before commencing a new discharge, a representative sample of the effluent shall be collected and analyzed for toxicity and for all the constituents listed in Fact Sheet, and the test results must meet all applicable limitations of Order No. R4-2013-0095.
- U. In the event of presence of oil sheen, debris, and/or other objectionable materials or odors, discharge shall not commence until compliance with the requirements is demonstrated. All visual observations shall be included in the monitoring report.
- V. If monitoring results indicate an exceedance of a limit contained in Order R4-2013-0095, the discharge shall be terminated and shall only be resumed after remedial measures have been implemented and full compliance with the requirements has been ascertained.
- W. In addition, as applicable, following an effluent limit exceedance, the Discharger shall implement the following accelerated monitoring program:
- a. Monthly monitoring shall be increased to weekly monitoring,
 - b. Quarterly monitoring shall be increased to monthly monitoring, and
 - c. Semi-annually monitoring shall be increased to quarterly.
 - d. Annual monitoring shall be increased to semi-annually.

If three consecutive accelerated monitoring events demonstrate full compliance with effluent limits, the Discharger may return to the regular monitoring frequency, with the approval of the Executive Officer of the Regional Water Board.

II. MONITORING LOCATIONS

The Discharger shall establish the following monitoring locations to demonstrate compliance with the effluent limitations, discharge specifications, and other requirements in this Order:

Table 1. Monitoring Points Information

Discharge Point Name	Monitoring Location Name	Monitoring Location Description
Discharge Point 1	M-001	Treated effluent, after treatment and before contact with the receiving water and/or dilution by any other water or waste.
Discharge Point 2	M-002	If more than one discharge point is authorized under the General Permit, compliance monitoring locations shall be named M-002, M-003, etc. and shall be located so as to allow collection of treated effluent after treatment and before contact with receiving water and/or dilution by any other water or waste.

III. EFFLUENT MONITORING REQUIREMENTS

A. The Discharger shall monitor the effluent at Discharge Point M-001 through M-049. The representative effluent samples shall be collected after all treatment processes (if any) while discharging and before contact or mixing with receiving water or other waters and/or dilution with any other water or waste.

Table 1. Monitoring Requirements

a. Extraction Wells:

Constituent	Units	Type of Sample	Minimum Frequency of Analysis
Flow	gal/day	totalizer	continuously*
pH	pH units	grab	monthly
Temperature	°F	grab	monthly
Total Suspended Solids	mg/L	grab	monthly
Turbidity	NTU	grab	monthly
BOD ₅ 20°C	mg/L	grab	monthly
Oil and Grease	mg/L	grab	monthly
Settleable Solids	ml/L	grab	monthly
Sulfides	mg/L	grab	monthly
Phenols	mg/L	grab	monthly
Residual Chlorine	mg/L	grab	monthly
Methylene Blue Active Substances (MBAS)	mg/L	grab	monthly

Constituent	Units	Type of Sample	Minimum Frequency of Analysis
Cadmium, TR	µg/L	grab	quarterly
Copper, TR	µg/L	grab	quarterly
Lead, TR	µg/L	grab	quarterly
Zinc, TR	µg/L	grab	quarterly
PAHs	µg/L	grab	quarterly
Chlordane	µg/L	grab	quarterly
4,4'-DDT	µg/L	grab	quarterly
Dieldrin	µg/L	grab	quarterly
Total PCBs	µg/L	grab	quarterly
Total Coliform (T)	MPL/100 mL	grab	quarterly
Fecal Coliform (F)	MPL/100 mL	grab	quarterly
Enterococcus	MPL/100 mL	grab	quarterly
If ration F/T >0.1	MPL/100 mL	grab	quarterly
<i>E.coli density</i>	MPN/100 mL	grab	quarterly
Acute Toxicity	% survival	grab	annually

* Record the monthly total flow and report the calculated daily average flow and monthly flow in the quarterly and annual reports, as appropriate.

b. Intermittent Injection Wells:

Constituent	Unit	Type of Sample	23	23	24	24	24	24	24	24	24	24	25	25	25	25	25	25	25	26	26	26	26	26	26	26	26	27	
			T	Y	B	E	H	M	Q	V	X	Z	C	E	H	K1	Q	T	W	Y	A	B	C	D	J	N	R	T	Y
Total Waste Flow	gal/day	Totalizer ¹	Continuously ²																										
pH	pH Units	grab	3	3	3	3	3	3	3	3	3	3	3	3	3	3	3	3	3	3	3	3	3	3	3	3	3	3	3
Temperature	°F	grab	3	3	3	3	3	3	3	3	3	3	3	3	3	3	3	3	3	3	3	3	3	3	3	3	3	3	3
Total Suspended Solids	mg/L	grab	3	3	3	3	3	3	3	3	3	3	3	3	3	3	3	3	3	3	3	3	3	3	3	3	3	3	3
Turbidity	NTU	grab	3	3	3	3	3	3	3	3	3	3	3	3	3	3	3	3	3	3	3	3	3	3	3	3	3	3	3
Settleable Solids	ml/L	grab	3	3	3	3	3	3	3	3	3	3	3	3	3	3	3	3	3	3	3	3	3	3	3	3	3	3	3
Oil and Grease	mg/L	grab	3	NS	NS	NS	NS	NS	NS	NS	3	NS	NS	NS	NS	NS	NS	NS	NS	3	NS	NS	NS	NS	NS	3	NS	NS	NS
BOD520oC	mg/L	grab	3	NS	NS	NS	NS	NS	NS	NS	3	NS	NS	NS	NS	NS	NS	NS	NS	3	NS	NS	NS	NS	NS	3	NS	NS	NS
Sulfides	mg/L	grab	3	NS	NS	NS	NS	NS	NS	NS	3	NS	NS	NS	NS	NS	NS	NS	NS	3	NS	NS	NS	NS	NS	3	NS	NS	NS
Phenols	mg/L	grab	3	NS	NS	NS	NS	NS	NS	NS	3	NS	NS	NS	NS	NS	NS	NS	NS	3	NS	NS	NS	NS	NS	3	NS	NS	NS
Residual Chlorine	mg/L	grab	3	NS	NS	NS	NS	NS	NS	NS	3	NS	NS	NS	NS	NS	NS	NS	NS	3	NS	NS	NS	NS	NS	3	NS	NS	NS
Methylene Blue Active Substances (MBAS)	mg/L	grab	3	NS	NS	NS	NS	NS	NS	NS	3	NS	NS	NS	NS	NS	NS	NS	NS	3	NS	NS	NS	NS	NS	3	NS	NS	NS
Cadmium, TR	µg/L	grab	Q	NS	NS	NS	NS	NS	NS	NS	Q	NS	NS	NS	NS	NS	NS	NS	NS	Q	NS	NS	NS	NS	NS	Q	NS	NS	NS
Copper, TR	µg/L	grab	Q	NS	NS	NS	NS	NS	NS	NS	Q	NS	NS	NS	NS	NS	NS	NS	NS	Q	NS	NS	NS	NS	NS	Q	NS	NS	NS
Lead, TR	µg/L	grab	Q	NS	NS	NS	NS	NS	NS	NS	Q	NS	NS	NS	NS	NS	NS	NS	NS	Q	NS	NS	NS	NS	NS	Q	NS	NS	NS
Zinc, TR	µg/L	grab	Q	NS	NS	NS	NS	NS	NS	NS	Q	NS	NS	NS	NS	NS	NS	NS	NS	Q	NS	NS	NS	NS	NS	Q	NS	NS	NS
PAHs	µg/L	grab	Q	NS	NS	NS	NS	NS	NS	NS	Q	NS	NS	NS	NS	NS	NS	NS	NS	Q	NS	NS	NS	NS	NS	Q	NS	NS	NS
Chlordane	µg/L	grab	Q	NS	NS	NS	NS	NS	NS	NS	Q	NS	NS	NS	NS	NS	NS	NS	NS	Q	NS	NS	NS	NS	NS	Q	NS	NS	NS
4,4'-DDT	µg/L	grab	Q	NS	NS	NS	NS	NS	NS	NS	Q	NS	NS	NS	NS	NS	NS	NS	NS	Q	NS	NS	NS	NS	NS	Q	NS	NS	NS
Dieldrin	µg/L	grab	Q	NS	NS	NS	NS	NS	NS	NS	Q	NS	NS	NS	NS	NS	NS	NS	NS	Q	NS	NS	NS	NS	NS	Q	NS	NS	NS
Total PCBs	µg/L	grab	Q	NS	NS	NS	NS	NS	NS	NS	Q	NS	NS	NS	NS	NS	NS	NS	NS	Q	NS	NS	NS	NS	NS	Q	NS	NS	NS
Total Coliform (T)	MPL/100 mL	grab	Q	NS	NS	NS	NS	NS	NS	NS	Q	NS	NS	NS	NS	NS	NS	NS	NS	Q	NS	NS	NS	NS	NS	Q	NS	NS	NS
Fecal Coliform (F)	MPL/100 mL	grab	Q	NS	NS	NS	NS	NS	NS	NS	Q	NS	NS	NS	NS	NS	NS	NS	NS	Q	NS	NS	NS	NS	NS	Q	NS	NS	NS
Enterococcus	MPL/100 mL	grab	Q	NS	NS	NS	NS	NS	NS	NS	Q	NS	NS	NS	NS	NS	NS	NS	NS	Q	NS	NS	NS	NS	NS	Q	NS	NS	NS
If ration F/T >0.1	MPL/100 mL	grab	Q	NS	NS	NS	NS	NS	NS	NS	Q	NS	NS	NS	NS	NS	NS	NS	NS	Q	NS	NS	NS	NS	NS	Q	NS	NS	NS
E.coli density	MPN/100 mL	grab	Q	NS	NS	NS	NS	NS	NS	NS	Q	NS	NS	NS	NS	NS	NS	NS	NS	Q	NS	NS	NS	NS	NS	Q	NS	NS	NS
Acute Toxicity	% survival ⁴	grab	A	NS	NS	NS	NS	NS	NS	NS	A	NS	NS	NS	NS	NS	NS	NS	NS	A	NS	NS	NS	NS	NS	A	NS	NS	NS

1. Analyze pollutants using the analytical methods described in 40 CFR Part 136; for priority pollutants the methods must meet the lowest minimum levels (MLs) specified in Attachment 4 of the SIP (and included as Appendix A of this Order), where no methods are specified for a given pollutant, by methods approved by this Regional Water Board or the State Water Board.
2. Record the monthly total flow and report the calculated daily average flow and monthly flow in the quarterly and annual reports, as appropriate.
3. Once per discharge event (Analysis is required once per discharge event, however, if discharges is continuous for more than 30-days the minimum frequency sampling becomes monthly.)
4. If the results of the toxicity test yield a survival of less than 90%, then the frequency of analyses shall increase to monthly until at least three test results have been obtained and full compliance with effluent limitations has been

demonstrated, after which frequency of analyses shall revert to annually. Results of toxicity tests shall be included in the first monitoring report following sampling.
NS-No Sampling required of the discharge for this constituents.
M is monthly. Take monthly samples collected on a representative day of each month.
Q is quarterly. Take representative quarterly samples collected in February, May, August, and November.
A is annually. Take representative annual samples collected in November.

Intermittent Injection Wells: (Cont.)

Constituent	Unit	Type of Sample	27 B	27 E	27 F	27 J	27 M	27 Q	27 T	27 W	27 Y	28 A	28 C	28 H	28 R	28 T	28 W	28 Y	28 Y1	28 Y2	28 Z	28 Z1	28 Z2	28 Z3	29 A	29 A1	29 A2	29 A3	29 A4	29 B	29 B1
Total Waste Flow	gal/day	Totalizer ¹	Continuously ²																												
pH	pH Units	grab	3	3	3	3	3	3	3	3	3	3	3	3	3	3	3	3	3	3	3	3	3	3	3	3	3	3	3	3	
Temperature	°F	grab	3	3	3	3	3	3	3	3	3	3	3	3	3	3	3	3	3	3	3	3	3	3	3	3	3	3	3	3	
Total Suspended Solids	mg/L	grab	3	3	3	3	3	3	3	3	3	3	3	3	3	3	3	3	3	3	3	3	3	3	3	3	3	3	3	3	
Turbidity	NTU	grab	3	3	3	3	3	3	3	3	3	3	3	3	3	3	3	3	3	3	3	3	3	3	3	3	3	3	3	3	
Settleable Solids	ml/L	grab	3	3	3	3	3	3	3	3	3	3	3	3	3	3	3	3	3	3	3	3	3	3	3	3	3	3	3	3	
Oil and Grease	mg/L	grab	NS	NS	NS	NS	NS	NS	NS	3	NS	NS	NS	NS	NS	NS	3	NS	NS	NS	NS	NS	NS	NS	3	NS	NS	NS	NS	NS	
BOD520oC	mg/L	grab	NS	NS	NS	NS	NS	NS	NS	3	NS	NS	NS	NS	NS	NS	3	NS	NS	NS	NS	NS	NS	NS	3	NS	NS	NS	NS	NS	
Residual Chlorine	mg/L	grab	NS	NS	NS	NS	NS	NS	NS	3	NS	NS	NS	NS	NS	NS	3	NS	NS	NS	NS	NS	NS	NS	3	NS	NS	NS	NS	NS	
Methylene Blue Active Substances (MBAS)	mg/L	grab	NS	NS	NS	NS	NS	NS	NS	3	NS	NS	NS	NS	NS	NS	3	NS	NS	NS	NS	NS	NS	NS	3	NS	NS	NS	NS	NS	
Copper (Cu)	µg/L	grab	NS	NS	NS	NS	NS	NS	NS	3	NS	NS	NS	NS	NS	NS	3	NS	NS	NS	NS	NS	NS	NS	3	NS	NS	NS	NS	NS	
Lead (Pb)	µg/L	grab	NS	NS	NS	NS	NS	NS	NS	3	NS	NS	NS	NS	NS	NS	3	NS	NS	NS	NS	NS	NS	NS	3	NS	NS	NS	NS	NS	
Lead, TR	µg/L	grab	NS	NS	NS	NS	NS	NS	NS	3	NS	NS	NS	NS	NS	NS	3	NS	NS	NS	NS	NS	NS	NS	3	NS	NS	NS	NS	NS	
Zinc, TR	µg/L	grab	NS	NS	NS	NS	NS	NS	NS	3	NS	NS	NS	NS	NS	NS	3	NS	NS	NS	NS	NS	NS	NS	3	NS	NS	NS	NS	NS	
PAHs	µg/L	grab	NS	NS	NS	NS	NS	NS	NS	3	NS	NS	NS	NS	NS	NS	3	NS	NS	NS	NS	NS	NS	NS	3	NS	NS	NS	NS	NS	
Chlordane	µg/L	grab	NS	NS	NS	NS	NS	NS	NS	3	NS	NS	NS	NS	NS	NS	3	NS	NS	NS	NS	NS	NS	NS	3	NS	NS	NS	NS	NS	
4,4'-DDT	µg/L	grab	NS	NS	NS	NS	NS	NS	NS	3	NS	NS	NS	NS	NS	NS	3	NS	NS	NS	NS	NS	NS	NS	3	NS	NS	NS	NS	NS	
Dieldrin	µg/L	grab	NS	NS	NS	NS	NS	NS	NS	3	NS	NS	NS	NS	NS	NS	3	NS	NS	NS	NS	NS	NS	NS	3	NS	NS	NS	NS	NS	
Total PCBs	µg/L	grab	NS	NS	NS	NS	NS	NS	NS	3	NS	NS	NS	NS	NS	NS	3	NS	NS	NS	NS	NS	NS	NS	3	NS	NS	NS	NS	NS	
Total Coliform (T)	µg/L	grab	NS	NS	NS	NS	NS	NS	NS	3	NS	NS	NS	NS	NS	NS	3	NS	NS	NS	NS	NS	NS	NS	3	NS	NS	NS	NS	NS	
Fecal Coliform (F)	µg/L	grab	NS	NS	NS	NS	NS	NS	NS	3	NS	NS	NS	NS	NS	NS	3	NS	NS	NS	NS	NS	NS	NS	3	NS	NS	NS	NS	NS	
Enterococcus	µg/L	grab	NS	NS	NS	NS	NS	NS	NS	3	NS	NS	NS	NS	NS	NS	3	NS	NS	NS	NS	NS	NS	NS	3	NS	NS	NS	NS	NS	
If ration F/T >0.1	µg/L	grab	NS	NS	NS	NS	NS	NS	NS	3	NS	NS	NS	NS	NS	NS	3	NS	NS	NS	NS	NS	NS	NS	3	NS	NS	NS	NS	NS	
E.coli density	µg/L	grab	NS	NS	NS	NS	NS	NS	NS	3	NS	NS	NS	NS	NS	NS	3	NS	NS	NS	NS	NS	NS	NS	3	NS	NS	NS	NS	NS	
Acute Toxicity	% survival ⁴	grab	NS	NS	NS	NS	NS	NS	NS	3	NS	NS	NS	NS	NS	NS	3	NS	NS	NS	NS	NS	NS	NS	3	NS	NS	NS	NS	NS	

1. Analyze pollutants using the analytical methods described in 40 CFR Part 136; for priority pollutants the methods must meet the lowest minimum levels (MLs) specified in Attachment 4 of the SIP (and included as Appendix A of this Order), where no methods are specified for a given pollutant, by methods approved by this Regional Water Board or the State Water Board.
2. Record the monthly total flow and report the calculated daily average flow and monthly flow in the quarterly and annual reports, as appropriate.

3. Once per discharge event (Analysis is required once per discharge event, however, if discharges is continuous for more than 30-days the minimum frequency sampling becomes monthly.)
4. If the results of the toxicity test yield a survival of less than 90%, then the frequency of analyses shall increase to monthly until at least three test results have been obtained and full compliance with effluent limitations has been demonstrated, after which frequency of analyses shall revert to annually. Results of toxicity tests shall be included in the first monitoring report following sampling.
NS-No Sampling required of the discharge for this constituents.
M is monthly. Take monthly samples collected on a representative day of each month.
Q is quarterly. Take representative quarterly samples collected in February, May, August, and November.
A is annually. Take representative annual samples collected in November.

IV. WHOLE EFFLUENT TOXICITY TESTING REQUIREMENTS

A. Definition of Toxicity

Acute Toxicity

The MRP requires an annual test of Acute Toxicity, which measures primarily lethal effects that occur over a 96-hour period. Acute toxicity shall be recorded in percent survival measured in undiluted (100%) effluent.

B. Acute Toxicity Effluent Monitoring Program

1. The Discharger shall conduct acute toxicity tests on effluent grab samples by methods specified in 40 CFR Part 136 which cites USEPA's *Methods for Measuring the Acute Toxicity of Effluents and Receiving Waters to Freshwater and Marine Organisms*, Fifth Edition, October 2002, USEPA, Office of Water, Washington D.C. (EPA/821-R-02-012) or a more recent edition to ensure compliance in 100 % effluent.
2. The fathead minnow, *Pimephales promelas*, shall be used as the test species for discharge into freshwater and the topsmelt, *Atherinops affinis*, shall be used as the test species for discharge into coastal water. If the salinity of the receiving water is between 1 to 32 parts per thousand (ppt), the Discharger have the option of using the inland silverside, *Menidia beryllina*, instead of the topsmelt. The method for topsmelt (Larval Survival and Growth Test Method 1006.0) is found in USEPA's Short-term Methods for Estimating the Chronic Toxicity of Effluent and Receiving Waters to West Coast Marine and Estuarine Organisms, First Edition, August 1995 (EPA/600/R-95/136), or a more recent edition. The method for *Pimephales promelas* is found in USEPA's Acute Toxicity Test Method 2000.0 and method for *Menidia beryllina* is found in USEPA's Acute Toxicity Test Method 2006.0, or a more recent edition.
3. In lieu of conducting the standard acute toxicity testing with the fathead minnow, the Discharger may elect to report the results or endpoint from the first 48 hours of the chronic toxicity test as the results of the acute toxicity test.
4. Accelerated Toxicity Monitoring: If the results of the toxicity test yield a survival of less than 90%, then the frequency of analyses shall increase to monthly until at least three test results have been obtained and full compliance with effluent limitations has been demonstrated, after which the frequency of analyses shall revert to annually. Results of toxicity tests shall be included in the first monitoring report following sampling.
5. Effluent samples shall be collected after all treatment processes and before discharge to the receiving water.

C. Reporting

1. The Discharger shall submit a full report of the toxicity test results, including any accelerated testing conducted during the month as required by this permit. Test results shall be reported as % survival for acute toxicity test results with the self monitoring reports (SMR) for the month in which the test is conducted.

2. If an initial investigation indicates the source of toxicity and accelerated testing is unnecessary, then those results also shall be submitted with the SMR for the period in which the investigation occurred.
 - a. The full report shall be submitted on or before the end of the month in which the SMR is submitted.
 - b. The full report shall consist of (1) the results; (2) the dates of sample collection and initiation of each toxicity test; (3) the acute toxicity average limit.
3. Test results for toxicity tests shall be reported according to the appropriate manual chapter on Report Preparation and shall be attached to the SMR. Routine reporting shall include, at a minimum, as applicable, for each test:
 - a. Sample date(s);
 - b. Test initiation date;
 - c. Test species;
 - d. End point values for each dilution (e.g., number of young, growth rate, percent survival);
 - e. Any applicable charts; and
 - f. Available water quality measurements for each test (e.g., pH, D.O., temperature, conductivity, hardness, salinity, ammonia).
4. The Discharger shall provide a compliance summary, which includes a summary table of toxicity data from all samples collected during that year.

The Discharger shall notify by telephone or electronically, this Regional Water Board by calling Vilma Correa at (213) 576-6794 and/or by email to vilma.correa@waterboards.ca.gov of any toxicity exceedance of the limit or trigger within 24 hours of receipt of the results followed by a written report within 14 calendar days of receipt of the results. The verbal or electronic notification shall include the exceedance and the plan the Discharger has taken or will take to investigate and correct the cause(s) of toxicity. It may also include a status report on any actions required by the permit, with a schedule for actions not yet completed. If no actions have been taken, the reasons shall be given.

V. LAND DISCHARGE MONITORING REQUIREMENTS (NOT APPLICABLE)

VI. RECLAMATION MONITORING REQUIREMENTS (NOT APPLICABLE)

VII. RECEIVING WATER MONITORING REQUIREMENTS – SURFACE WATER AND GROUNDWATER (NOT APPLICABLE)

VIII. OTHER MONITORING REQUIREMENTS (NOT APPLICABLE)

IX. REPORTING REQUIREMENTS

A. General Monitoring and Reporting Requirements

1. The Discharger shall comply with all Standard Provisions (Attachment D) related to monitoring, reporting, and recordkeeping.
2. If there is no discharge during any reporting period, the report shall so state.
3. Each monitoring report shall contain a separate section titled "Summary of Non-Compliance" which discusses the compliance record and corrective actions taken or planned that may be needed to bring the discharge into full compliance with waste discharge requirements. This section shall clearly list all non-compliance with waste discharge requirements, as well as all excursions of effluent limitations.
4. The Discharger shall inform the Regional Water Board well in advance of any proposed construction activity that could potentially affect compliance with applicable requirements

B. Self Monitoring Reports

1. At any time during the term of this General Permit, the State or Regional Water Board may notify the Discharger to electronically submit Self-Monitoring Reports (SMRs) using the State Water Board's California Integrated Water Quality System (CIWQS) Program Web site (<http://www.waterboards.ca.gov/ciwqs/index.html>). Until such notification is given, the Discharger shall email electronic copy of SMRs to losangeles@waterboards.ca.gov. The CIWQS Web site will provide additional directions for SMR submittal in the event there will be service interruption for electronic submittal.
2. Paperless Submittal of SMRs: SMRs must be submitted to the Regional Water Board, signed and certified as required by the Standard Provisions (Attachment D). The Regional Water Board is implementing a paperless office system to reduce paper use, increase efficiency and provide a more effective way for our staff, the public and interested parties to view water quality documents. Therefore, please convert all regulatory documents, submissions, data and correspondence that you would normally submit to us as hard copies to a searchable Portable Document Format (PDF). Documents that are less than 10 MB should be emailed to losangeles@waterboards.ca.gov. Documents that are 10 MB or larger should be transferred to a disk and mailed to the address listed below.

CRWQCB – Los Angeles Region
320 West 4th Street, Suite 200
Los Angeles, CA 90013
Attn: Information & Technology Unit

If you need additional information regarding electronic submittal of documents please visit and navigate the Paperless Office pages in the Regional Water Board's website at <http://www.waterboards.ca.gov/losangeles/resources/Paperless/>.

3. The Discharger shall report in the SMR the results for all monitoring specified in this MRP. The Discharger shall submit SMRs including the results of all required monitoring using USEPA-approved test methods or other test methods specified in this Order. If the Discharger monitors any pollutant more frequently than required by this Order, the results of this monitoring shall be included in the calculations and reporting of the data submitted in the SMR.
4. Monitoring periods and reporting for all required monitoring shall be completed according to the following schedule:

Table 2. Monitoring Periods and Reporting Schedule

Sampling Frequency	Monitoring Period Begins On	Monitoring Period	SMR Due Date
Continuously	September 29, 2017	Continuously	Submit with quarterly SMR
Weekly	Sunday following permit effective date or on permit effective date if on a Sunday	Sunday through Saturday	Submit with quarterly SMR
Monthly	First day of calendar month following permit effective date or on permit effective date if that date is first day of the month	1 st day of calendar month through last day of calendar month	Submit with quarterly SMR
Quarterly	Closest of January 1, April 1, July 1, or October 1 following September 29, 2017	January 1 through March 31 April 1 through June 30 July 1 through September 30 October 1 through December 31	45 days from the end of the monitoring period
Annually	January 1 following (or on) September 29, 2017	January 1 through December 31	45 days from the end of the monitoring period

5. Reporting Protocols. The Discharger shall report with each sample result the applicable Reporting Level (RL) and the current Method Detection Limit (MDL), as determined by the procedure in Part 136.

The Discharger shall report the results of analytical determinations for the presence of chemical constituents in a sample using the following reporting protocols:

- a. Sample results greater than or equal to the RL shall be reported as measured by the laboratory (i.e., the measured chemical concentration in the sample).
- b. Sample results less than the RL, but greater than or equal to the laboratory's MDL, shall be reported as "Detected, but Not Quantified," or DNQ. The estimated chemical concentration of the sample shall also be reported.

For the purposes of data collection, the laboratory shall write the estimated chemical concentration next to DNQ as well as the words "Estimated Concentration" (may be shortened to "Est. Conc."). The laboratory may, if such information is available, include numerical estimates of the data quality for the reported result. Numerical estimates of data quality may be percent accuracy (\pm a percentage of the reported value), numerical ranges (low to high), or any other means considered appropriate by the laboratory.

- c. Sample results less than the laboratory's MDL shall be reported as "Not Detected," or ND.
 - d. Dischargers are to instruct laboratories to establish calibration standards so that the ML value (or its equivalent if there is differential treatment of samples relative to calibration standards) is the lowest calibration standard. At no time is the Discharger to use analytical data derived from *extrapolation* beyond the lowest point of the calibration curve.
6. The Discharger shall submit SMRs in accordance with the following requirements:
- a. **Data Summary Tables:** The Discharger shall arrange all reported data in a tabular format. The data shall be summarized to clearly illustrate whether the facility is operating in compliance with interim and/or final effluent limitations. The Discharger is not required to duplicate the submittal of data that is entered in a tabular format within CIWQS. When electronic submittal of data is required and CIWQS does not provide for entry into a tabular format within the system, the Discharger shall electronically submit the data in a tabular format as an attachment.
 - b. **Cover letter and Summary of Non-Compliance:** The Discharger shall attach a cover letter to the SMR. The information contained in the cover letter shall clearly identify violations of the WDRs; discuss corrective actions taken or planned; and the proposed time schedule for corrective actions. Identified violations must include a description of the requirement that was violated and a description of the violation.

C. Discharge Monitoring Reports (DMRs) (Not Applicable)

D. Other Reports (Not Applicable)

E. Notification

- 1. The Discharger shall notify the Executive Officer in writing prior to discharge of any chemical that may be toxic to aquatic life. Such notification shall include:
 - a. Name and general composition of the chemical,
 - b. Frequency of use,
 - c. Quantities to be used,
 - d. Proposed discharge concentrations, and,
 - e. EPA registration number, if applicable.

No discharge of such chemical shall be made prior to obtaining the Executive Officer's approval.

2. The Discharger shall notify the Regional Board via telephone by calling Vilma Correa at (213) 576-6794 and/or email to vilma.correa@waterboards.ca.gov within 24 hours of noticing an exceedance above the effluent limits in Order No. R4-2013-0095. The Discharger shall provide to the Regional Board within 14 days of observing the exceedance a detailed statement of the actions undertaken or proposed that will bring the discharge into full compliance with the requirements and submit a timetable for correction.

X. MONITORING FREQUENCIES ADJUSTMENT

Monitoring frequencies may be adjusted by the Executive Officer to a less frequent basis if the Discharger makes a request and the request is backed by statistical trends of monitoring data submitted.