

CALIFORNIA REGIONAL WATER QUALITY CONTROL BOARD

LOS ANGELES REGION

320 W. 4th Street, Suite 200, Los Angeles, California 90013
Phone (213) 576 - 6600 • Fax (213) 576 - 6640
<http://www.waterboards.ca.gov>

ORDER NO. R4-2011-0095
NPDES NO. CA0063509

**WASTE DISCHARGE REQUIREMENTS
FOR SFPP, L.P.,
NORWALK PUMP STATION**

The following Discharger is subject to waste discharge requirements as set forth in this Order:

Table 1. Discharger Information

Discharger	SFPP, L.P.
Name of Facility	Norwalk Pump Station.
Facility Address	15306 Norwalk Boulevard
	Norwalk, CA 90650
	Los Angeles County
The U.S. Environmental Protection Agency (USEPA) and the Regional Water Quality Control Board have classified this discharge as a minor discharge.	

The discharge by the SFPP, L.P. from the discharge points identified below is subject to waste discharge requirements as set forth in this Order:


Table 2. Discharge Location

Discharge Point	Effluent Description	Discharge Point Latitude	Discharge Point Longitude	Receiving Water
001	Treated ground water, condensate, and storm water	33°53'31" N	118°04'15" W	Storm Drain to Coyote Creek

Table 3. Administrative Information

This Order was adopted by the Regional Water Quality Control Board on:	June 2, 2011
This Order shall become effective on:	July 2, 2011
This Order shall expire on:	May 10, 2016
The Discharger shall file a Report of Waste Discharge in accordance with title 23, California Code of Regulations, as application for issuance of new waste discharge requirements no later than:	180 days prior to the Order expiration date

I, Samuel Unger, Executive Officer, do hereby certify that this Order with all attachments is a full, true, and correct copy of an Order adopted by the California Regional Water Quality Control Board, Los Angeles Region, on June 2, 2011.



Samuel Unger, Executive Officer

Table of Contents

I.	Facility Information	3
II.	Findings	3
III.	Discharge Prohibitions.....	3
IV.	Effluent Limitations and Discharge Specifications	3
	A. Effluent Limitations – Discharge Point No. 001	3
	B. Land Discharge Specifications.....	3
	C. Reclamation Specifications.....	3
V.	Receiving Water Limitations	3
	A. Surface Water Limitation.....	3
	B. Ground Water Limitations	3
VI.	Provisions	3
	A. Standard Provisions.....	3
	B. Monitoring and Reporting Program (MRP) Requirements	3
	C. Special Provisions.....	3
	1. Reopener Provisions.....	3
	2. Special Studies, Technical Reports and Additional Monitoring Requirements.....	3
	3. Best Management Practices and Pollution Prevention	3
	4. Construction, Operation and Maintenance Specifications.....	3
	5. Special Provisions for Municipal Facilities (POTWs Only)	3
	6. Other Special Provisions.....	3
	7. Compliance Schedules	3
VII.	Compliance Determination	3

List of Tables

Table 1.	Discharger Information	1
Table 2.	Discharge Location.....	1
Table 3.	Administrative Information	2
Table 4.	Facility Information	3
Table 5.	Basin Plan Beneficial Uses.....	3
Table 6.	Effluent Limitations	3

List of Attachments

Attachment A – Definitions	A-3
Attachment B – Map	B-3
Attachment C – Flow Schematic.....	C-3
Attachment D – Standard Provisions.....	D-3
Attachment E – Monitoring and Reporting Program (MRP No. 7497)	E-3
Attachment F – Fact Sheet.....	F-3
Attachment G – Storm Water Pollution Prevention Plan Requirements	G-3
Attachment H – State Water Board Minimum Levels.....	H-3
Attachment I – List of Priority Pollutants	I-3
Attachment J – RPA Analysis for CTR Constituent	J-3

I. FACILITY INFORMATION

The following Discharger is subject to waste discharge requirements as set forth in this Order:

Table 4. Facility Information

Discharger	SFPP, L.P.
Name of Facility	Norwalk Pump Station
Facility Address	15306 Norwalk Boulevard
	Norwalk, California 90650
	Los Angeles County
Facility Contact, Title, and Phone	Stephen Defibaugh, Project Manager Environmental Remediation, (714) 560-4802
Mailing Address	1100 Town and Country Road, Orange, CA 92868
Type of Facility	Ground Water and Soil Remediation of Fuel Pipeline, (SIC 4613)
Facility Design Flow	150,000 gallons per day (gpd)

II. FINDINGS

The California Regional Water Quality Control Board, Los Angeles Region (hereinafter Regional Water Board), finds:

A. **Background.** SFPP, L.P. (hereinafter Discharger) is currently discharging pursuant to Order No. R4-2005-0072 and National Pollutant Discharge Elimination System (NPDES) Permit No. CA0063509. The Discharger submitted a Report of Waste Discharge, dated May 5, 2010, and applied for an NPDES permit renewal to discharge up to 150,000 gallons per day (gpd) of treated wastewater from the location of the former Norwalk Pump Station, hereinafter Facility.

For the purposes of this Order, references to the “discharger” or “permittee” in applicable federal and state laws, regulations, plans, or policy are held to be equivalent to references to the Discharger herein.

B. **Facility Description.** The Discharger previously operated a fuel pump station on a property owned by the U.S. Air Force. The pump station has been decommissioned, but three pipelines remain in service. Site investigations revealed soil and ground water pollution resulting from Facility operations and pipeline releases of gasoline. The Discharger has implemented a remedial action plan for on-site soil and ground water cleanup. The plan includes a soil vapor extraction (SVE) system and a ground water extraction (GWE) and treatment system. The GWE process is used primarily to lower the water table in order to expose more soil for vapor extraction and to reduce the ground water gradient to control off-site plume migration. The remediation equipment is contained within a bermed concrete pad and all storm water from the pad is pumped through the ground water treatment system prior to discharge. Storm water commingled with treated ground water and condensate from the SVE system is discharged from Discharge Point No. 001 (see table on cover page) to Coyote Creek, a water of the United States, within the San Gabriel River Watershed. Attachment B provides a map of the area around the Facility. Attachment C provides a flow schematic of the Facility.

C. **Legal Authorities.** This Order is issued pursuant to section 402 of the federal Clean Water Act (CWA) and implementing regulations adopted by the U.S. Environmental Protection Agency (USEPA) and chapter 5.5, division 7 of the California Water Code (commencing with section 13370). It shall serve as an NPDES permit for point source discharges from this facility to surface waters. This Order also serves as Waste Discharge Requirements (WDRs) pursuant to article 4, chapter 4, division 7 of the Water Code (commencing with section 13260).

D. **Background and Rationale for Requirements.** The Regional Water Board developed the requirements in this Order based on information submitted as part of the application, through monitoring and reporting programs, and other available information. The Fact Sheet (Attachment F), which contains background information and rationale for Order requirements, is hereby incorporated into this Order and constitutes part of the Findings for this Order. Attachments A through J are incorporated into this Order.

- E. **California Environmental Quality Act (CEQA).** Under Water Code section 13389, this action to adopt an NPDES permit is exempt from the provisions of CEQA, Public Resources Code sections 21100-21177.
- F. **Technology-based Effluent Limitations.** Section 301(b) of the CWA and implementing USEPA permit regulations at section 122.44, title 40 of the Code of Federal Regulations¹, require that permits include conditions meeting applicable technology-based requirements at a minimum, and any more stringent effluent limitations necessary to meet applicable water quality standards. The discharge authorized by this Order must meet minimum federal technology-based requirements based on Best Professional Judgment (BPJ) in accordance with Part 125, section 125.3. A detailed discussion of the technology-based effluent limitations development is included in the Fact Sheet (Attachment F).
- G. **Water Quality-Based Effluent Limitations.** Section 301(b) of the CWA and section 122.44(d) require that permits include limitations more stringent than applicable federal technology-based requirements where necessary to achieve applicable water quality standards.

Section 122.44(d)(1)(i) mandates that permits include effluent limitations for all pollutants that are or may be discharged at levels that have the reasonable potential to cause or contribute to an exceedance of a water quality standard, including numeric and narrative objectives within a standard. Where reasonable potential has been established for a pollutant, but there is no numeric criterion or objective for the pollutant, water quality-based effluent limitations (WQBELs) must be established using: (1) USEPA criteria guidance under CWA section 304(a), supplemented where necessary by other relevant information; (2) an indicator parameter for the pollutant of concern; or (3) a calculated numeric water quality criterion, such as a proposed state criterion or policy interpreting the state's narrative criterion, supplemented with other relevant information, as provided in section 122.44(d)(1)(vi).

H. **Watershed Management Approach and Total Maximum Daily Loads (TMDLs)**

The Regional Board has implemented the Watershed Management Approach to address water quality issues in the region. Watershed management may include diverse issues as defined by stakeholders to identify comprehensive solutions to protect, maintain, enhance, and restore water quality and beneficial uses. To achieve this goal, the Watershed Management Approach integrates the Regional Water Board's many diverse programs, particularly TMDLs, to better assess cumulative impacts of pollutants from all point and nonpoint sources. A TMDL is a tool for implementing water quality standards and is based on the relationship between pollution sources and in-stream water quality conditions. The TMDL establishes the allowable loadings or other quantifiable parameters for a waterbody and thereby provides the basis to establish water quality based controls. These controls should provide the pollution reduction necessary for a waterbody to meet water quality standards. This process facilitates the development of watershed-specific solutions that balance the environmental and

¹ All further statutory references are to title 40 of the Code of Federal Regulations unless otherwise indicated.

economic impacts within the watershed. The TMDLs will establish waste load allocations (WLAs) and load allocations (LAs) for point and non-point sources, and will result in achieving water quality standards for the waterbody.

The USEPA approved the State’s 2006 303(d) list of impaired water bodies on June 28, 2007. Certain receiving waters in the Los Angeles watershed do not fully support beneficial uses and therefore have been classified as impaired on the 2006 303(d) list and have been scheduled for TMDL development. The 2006 State Water Resources Control Board (State Water Board) California 303(d) List classifies Coyote Creek as impaired due to ammonia, dissolved copper, diazinon, coliform bacteria, lead, pH, toxicity, and zinc. USEPA developed a metals and selenium TMDL for the San Gabriel River, to which Coyote Creek is tributary. The TMDL establishes WLAs for copper, lead, and zinc. Effluent limitations based on these WLAs have been included in this Order.

- I. **Water Quality Control Plans.** The Regional Water Board adopted a Water Quality Control Plan for the Los Angeles Region (hereinafter Basin Plan) on June 13, 1994 that designates beneficial uses, establishes water quality objectives, and contains implementation programs and policies to achieve those objectives for all waters addressed through the plan. In addition, the Basin Plan implements State Water Board Resolution No. 88-63, which established State policy that all waters, with certain exceptions, should be considered suitable or potentially suitable for municipal or domestic supply. Beneficial uses applicable to Coyote Creek are as follows:

Table 5. Basin Plan Beneficial Uses

Discharge Point	Receiving Water Name	Beneficial Use(s)
001	Coyote Creek, to Estuary	<p><u>Existing:</u> Rare and Endangered Species (RARE)</p> <p><u>Intermittent:</u> Non-contact Water Recreation (REC-2)</p> <p><u>Potential</u> Municipal and Domestic supply (MUN), Industrial Service Supply (IND), Industrial Process Supply (PROC), Water Contact Recreation (REC-1), Warm Freshwater Habitat (WARM), Wildlife Habitat (WILD)</p>

Requirements of this Order implement the Basin Plan.

- J. **Thermal Plan.** The State Water Board adopted the *Water Quality Control Plan for Control of Temperature in the Coastal and Interstate Water and Enclosed Bays and Estuaries of California* (Thermal Plan) on May 18, 1972, and amended this plan on September 18, 1975. This plan contains temperature objectives for inland and coastal surface waters. Requirements of this Order implement the Thermal Plan.

- K. National Toxics Rule (NTR) and California Toxics Rule (CTR).** USEPA adopted the NTR on December 22, 1992, and later amended it on May 4, 1995 and November 9, 1999. About forty criteria in the NTR applied in California. On May 18, 2000, USEPA adopted the CTR. The CTR promulgated new toxics criteria for California and, in addition, incorporated the previously adopted NTR criteria that were applicable in the State. The CTR was amended on February 13, 2001. These rules contain water quality criteria for priority pollutants.
- L. State Implementation Policy.** On March 2, 2000, the State Water Board adopted the Policy for Implementation of Toxics Standards for Inland Surface Waters, Enclosed Bays, and Estuaries of California (State Implementation Policy or SIP). The SIP became effective on April 28, 2000 with respect to the priority pollutant criteria promulgated for California by the USEPA through the NTR and to the priority pollutant objectives established by the Regional Water Board in the Basin Plan. The SIP became effective on May 18, 2000 with respect to the priority pollutant criteria promulgated by the USEPA through the CTR. The State Water Board adopted amendments to the SIP on February 24, 2005 that became effective on July 13, 2005. The SIP establishes implementation provisions for priority pollutant criteria and objectives and provisions for chronic toxicity control. Requirements of this Order implement the SIP.
- M. Compliance Schedules and Interim Requirements.** Section 2.1 of the SIP provides that, based on a Discharger's request and demonstration that it is infeasible for an existing Discharger to achieve immediate compliance with an effluent limitation derived from a CTR criterion, compliance schedules may be allowed in an NPDES permit. Unless an exception has been granted under section 5.3 of the SIP, a compliance schedule may not exceed 5 years from the date that the permit is issued or reissued, nor may it extend beyond 10 years from the effective date of the SIP (or May 18, 2010) to establish and comply with CTR criterion-based effluent limitations. The SIP provision has expired, thus no compliance schedules are included in this Order.
- N. Alaska Rule.** On March 30, 2000, USEPA revised its regulation that specifies when new and revised state and tribal water quality standards (WQS) become effective for CWA purposes. (40 CFR 131.21; 65 FR 24641 (April 27, 2000).) Under the revised regulation (also known as the Alaska rule), new and revised standards submitted to USEPA after May 30, 2000, must be approved by USEPA before being used for CWA purposes. The final rule also provides that standards already in effect and submitted to USEPA by May 30, 2000 may be used for CWA purposes, whether or not approved by USEPA.
- O. Stringency of Requirements for Individual Pollutants.** This Order contains both technology-based effluent limitations and WQBELs for individual pollutants. The technology-based effluent limitations consist of restrictions on BOD, oil and grease, total suspended solids (TSS), settleable solids, turbidity, lead, benzene, lead, 1,1-dichloroethane, 1,2-dichloroethane, ethylbenzene, toluene, phenol, methyl ethyl ketone (MEK), methyl tertiary butyl ether (MTBE), total petroleum-based hydrocarbons (C5-C14) (TPH_{C5-14}), and xylene. Restrictions on these parameters are discussed in section IV.B.2 of this Fact Sheet. This Order's technology-based pollutant restrictions

implement the minimum, applicable federal technology-based requirements. These limitations are not more stringent than required by the CWA.

Water quality-based effluent limitations (WQBELs) have been scientifically derived to implement water quality objectives that protect beneficial uses. Both the beneficial uses and the water quality objectives have been approved pursuant to federal law and are the applicable federal water quality standards. To the extent that toxic pollutant WQBELs were derived from the CTR, the CTR is the applicable standard pursuant to section 131.38. The scientific procedures for calculating the individual WQBELs for priority pollutants are based on the CTR-SIP, which was approved by USEPA on May 18, 2000. Most beneficial uses and water quality objectives contained in the Basin Plan were approved under State law and submitted to and approved by USEPA prior to May 30, 2000. Any water quality objectives and beneficial uses submitted to USEPA prior to May 30, 2000, but not approved by USEPA before that date, are nonetheless “applicable water quality standards for purposes of the CWA” pursuant to section 131.21(c)(1). The remaining water quality objectives and beneficial uses implemented by this Order were approved by USEPA on April 23, 2009 and, respectively, and are applicable water quality standards pursuant to section 131.21(c)(2). Collectively, this Order’s restrictions on individual pollutants are no more stringent than required to implement the requirements of the CWA.

- P. Antidegradation Policy.** Section 131.12 requires that the State water quality standards include an antidegradation policy consistent with the federal policy. The State Water Board established California’s antidegradation policy in State Water Board Resolution No. 68-16. Resolution No. 68-16 incorporates the federal antidegradation policy where the federal policy applies under federal law. Resolution No. 68-16 requires that existing quality of waters be maintained unless degradation is justified based on specific findings. The Regional Water Board’s Basin Plan implements, and incorporates by reference, both the State and federal antidegradation policies. As discussed in detail in the Fact Sheet the permitted discharge is consistent with the antidegradation provision of section 131.12 and State Water Board Resolution No. 68-16.
- Q. Anti-Backsliding Requirements.** Sections 402(o)(2) and 303(d)(4) of the CWA and federal regulations at section 122.44(l) prohibit backsliding in NPDES permits. These anti-backsliding provisions require effluent limitations in a reissued permit to be as stringent as those in the previous permit, with some exceptions where limitations may be relaxed. Some effluent limitations in this Order are less stringent than those in the previous Order. As discussed in detail in section IV.D.1 of the the Fact Sheet, this relaxation of effluent limitations is consistent with the anti-backsliding requirements of the CWA and federal regulations.
- R. Endangered Species Act.** This Order does not authorize any act that results in the taking of a threatened or endangered species or any act that is now prohibited, or becomes prohibited in the future, under either the California Endangered Species Act (Fish and Game Code sections 2050 to 2097) or the Federal Endangered Species Act (16 U.S.C.A. sections 1531 to 1544). This Order requires compliance with effluent limits, receiving water limits, and other requirements to protect the beneficial uses of

waters of the State. The discharger is responsible for meeting all requirements of the applicable Endangered Species Act.

- S. Monitoring and Reporting.** Section 122.48 requires that all NPDES permits specify requirements for recording and reporting monitoring results. Water Code sections 13267 and 13383 authorizes the Regional Water Board to require technical and monitoring reports. The Monitoring and Reporting Program establishes monitoring and reporting requirements to implement federal and State requirements. This Monitoring and Reporting Program is provided in Attachment E.
- T. Standard and Special Provisions.** Standard Provisions, which apply to all NPDES permits in accordance with section 122.41, and additional conditions applicable to specified categories of permits in accordance with section 122.42, are provided in Attachment D. The discharger must comply with all standard provisions and with those additional conditions that are applicable under section 122.42. The Regional Water Board has also included in this Order special provisions applicable to the Discharger. A rationale for the special provisions contained in this Order is provided in the attached Fact Sheet.
- U. Provisions and Requirements Implementing State Law.** The provisions/requirements in subsections IV.B, IV.C, V.B, and VI.C of this Order are included to implement state law only. These provisions/requirements are not required or authorized under the federal CWA; consequently, violations of these provisions/requirements are not subject to the enforcement remedies that are available for NPDES violations.
- V. Notification of Interested Parties.** The Regional Water Board has notified the Discharger and interested agencies and persons of its intent to prescribe Waste Discharge Requirements for the discharge and has provided them with an opportunity to submit their written comments and recommendations. Details of notification are provided in the Fact Sheet of this Order.
- W. Consideration of Public Comment.** The Regional Water Board, in a public meeting, heard and considered all comments pertaining to the discharge. Details of the Public Hearing are provided in the Fact Sheet of this Order.

THEREFORE, IT IS HEREBY ORDERED, that Order No. R4-2005-0072 is rescinded upon the effective date of this Order except for enforcement purposes, and, in order to meet the provisions contained in division 7 of the Water Code (commencing with section 13000) and regulations adopted thereunder, and the provisions of the federal Clean Water Act (CWA) and regulations and guidelines adopted thereunder, the Discharger shall comply with the requirements in this Order.

III. DISCHARGE PROHIBITIONS

- A. Wastes discharged shall be limited to a maximum of 150,000 gpd of storm water commingled with treated ground water and condensate from the soil vapor catalytic oxidizer described in the findings. The discharge of wastes from accidental spills or other sources is prohibited.
- B. Discharges of water, materials, thermal wastes, elevated temperature wastes, toxic wastes, deleterious substances, or wastes other than those authorized by this Order, to a storm drain system, Coyote Creek, or other waters of the State, are prohibited.
- C. Neither the treatment nor the discharge of pollutants shall create pollution, contamination, or a nuisance as defined by Section 13050 of the Water Code.
- D. Wastes discharged shall not contain any substances in concentrations toxic to human, animal, plant, or aquatic life.
- E. The discharge shall not cause a violation of any applicable water quality standards for receiving waters adopted by the Regional Water Board or the State Water Resources Control Board as required by the Federal CWA and regulations adopted thereunder. If more stringent applicable water quality standards are promulgated or approved pursuant to Section 303 of the Federal CWA, and amendments thereto, the Board will revise and modify this Order in accordance with such more stringent standards.
- F. The discharge of any radiological, chemical, or biological warfare agent or high level radiological waste is prohibited.
- G. Any discharge of wastes at any point(s) other than specifically described in this Order is prohibited, and constitutes a violation of the Order.

IV. EFFLUENT LIMITATIONS AND DISCHARGE SPECIFICATIONS

A. Effluent Limitations – Discharge Point No. 001

1. Final Effluent Limitations – Discharge Point No. 001

- a. The Discharger shall maintain compliance with the following effluent limitations at Discharge Point No. 001, with compliance measured at Monitoring Location EFF-001 as described in the attached MRP (Attachment E):

Table 6. Effluent Limitations

Parameter	Units	Effluent Limitations		
		Average Monthly	Maximum Daily	Instantaneous Minimum/Maximum
Conventional Pollutants				
pH	s.u.	--	--	6.5/8.5
Total Suspended Solids (TSS)	mg/L	50	75	--
	lbs/day ¹	63	94	--
Oil and Grease	mg/L	10	15	--
	lbs/day ¹	13	19	--
Biochemical Oxygen Demand (5-day @ 20 Deg. C)	mg/L	20	30	--
	lbs/day ¹	25	38	--
Non-Conventional Pollutants				
Temperature	°F	--	--	86
Turbidity	NTU	50	75	--
Settleable Solids	ml/L	0.1	0.3	--
Methyl ethyl ketone (MEK)	µg/L	50	--	--
	lbs/day ¹	0.063	--	--
Methyl tertiary-butyl ether (MTBE)	µg/L	--	5.0	--
	lbs/day ¹	--	0.0063	--
Tert-butyl Alcohol (TBA)	µg/L	--	12	--
	lbs/day ¹	--	0.015	--
Total Petroleum Hydrocarbons (TPH) ²	µg/L	--	100	--
	lbs/day ¹	--	0.13	--
Xylenes, Total	µg/L	10	--	--
	lbs/day ¹	0.013	--	--
Acute Toxicity	% Survival	3		
Chronic Toxicity	TU _c	4		
Priority Pollutants				
Chromium (VI)	µg/L	8.1	16	--
	lbs/day ¹	0.01	0.02	--
Copper, Total Recoverable (Dry-weather) ⁵	µg/L	16	33	--
	lbs/day ¹	0.02	0.041	--
Copper, Total Recoverable (Wet-weather) ⁶	µg/L	13	27	--
	lbs/day ¹	0.016	0.034	--
Lead, Total Recoverable (Dry-weather) ⁷	µg/L	8.2	15	--
	lbs/day ¹	0.01	0.019	--

Parameter	Units	Effluent Limitations		
		Average Monthly	Maximum Daily	Instantaneous Minimum/Maximum
Lead, Total Recoverable (Wet-weather) ⁶	µg/L	34	106	--
	lbs/day ¹	0.043	0.13	--
Mercury, Total Recoverable	µg/L	0.051	0.14	--
	lbs/day ¹	0.000064	0.00018	--
Selenium, Total Recoverable	µg/L	3.4	9.2	--
	lbs/day ¹	0.0043	0.012	--
Thallium, Total Recoverable	µg/L	6.3	13	--
	lbs/day ¹	0.0079	0.016	--
Zinc, Total Recoverable (Wet-weather) ^{6,8}	µg/L	79	158	--
	lbs/day ²	0.1	0.2	--
Benzene	µg/L	1.0	--	--
	lbs/day ¹	0.0013	--	--
1,1-Dichloroethane	µg/L	5.0	--	--
	lbs/day ¹	0.0063	--	--
1,2-Dichloroethane	µg/L	0.5	--	--
	lbs/day ¹	0.00063	--	--
Ethylbenzene	µg/L	10	--	--
	lbs/day ¹	0.013	--	--
Phenol	µg/L	300	--	--
	lbs/day ¹	0.38	--	--
Toluene	µg/L	10	--	--
	lbs/day ¹	0.013	--	--

¹ The mass emissions rate is based on a maximum flow of 150,000 gpd and is calculated as follows: Flow (gpd) x Concentration (mg/L) x 0.00000834 (conversion factor) = lbs/day. If the discharge flow is less than 150,000 gpd, the mass flow limits must be calculated using the new flow.

² TPH equals the sum of TPH gasoline (C₄-C₁₂), TPH diesel (C₁₃-C₂₂), and TPH oil (C₂₃₊)

³ The acute toxicity of the effluent shall be such that:

- i. The average survival in the undiluted effluent for any three (3) consecutive 96-hour static or continuous flow bioassay test shall be at least 90%, and
- ii. No single test shall produce less than 70% survival. Compliance with the toxicity objectives will be determined by the method described in section V of the MRP (Attachment E).

⁴ The chronic toxicity limit as defined in Item 4 below.

⁵ Dry-weather effluent limitation. Dry-weather effluent limitations are only applicable any day that the maximum daily flow of Coyote Creek is less than 156 cfs, as measured at the Los Angeles County Department of Public Works (LACDPW) gauging station F354-R.

⁶ Wet-weather effluent limitation. Wet-weather effluent limitations are only applicable any day that the maximum daily flow of Coyote Creek is greater than or equal to 156 cfs, as measured at the Los Angeles County Department of Public Works (LACDPW) gauging station F354-R.

- ⁷ The San Gabriel River and Tributaries Metals TMDL does not establish a WLA for lead during dry-weather. The dry-weather AMEL for lead is based on effluent monitoring data and Section 1.4 of the SIP. A new MDEL was also calculated for lead; however, the current technology based MDEL for lead is more stringent than the newly calculated MDEL and has been carried over to this proposed Order.
- ⁸ The San Gabriel River and Tributaries Metals TMDL does not establish a WLA for zinc during dry-weather and zinc did not trigger reasonable potential to exceed applicable water quality criteria and objectives in accordance with Section 1.3 of the SIP. Therefore, there are no dry weather effluent limitations for zinc in the proposed Order.

2. Interim Effluent Limitations

Not Applicable

3. Acute Toxicity Limitations and Requirements

- a. The acute toxicity for all of the effluent discharges shall be such that: (i) the average survival in the undiluted effluent for any three (3) consecutive 96-hour static or continuous flow bioassay tests shall be at least 90%, and (ii) no single test shall produce less than 70 % survival.
- b. If either of the above requirements is not met, the Discharger shall conduct six additional tests over a six-week period, or for the next six weeks during which discharges occur. The Discharger shall ensure that they receive results of a failing acute toxicity test within 24 hours of the completion of the test, and the additional tests shall begin within 3 business days of the receipt of the result. If the additional tests indicate compliance with acute toxicity limitation, the discharger may resume regular testing. However, if the results of any two of the six accelerated tests are less than 90% survival, then the Discharger shall begin a Toxicity Identification Evaluation (TIE). The TIE shall include all reasonable steps to identify the sources of toxicity. Once the sources are identified, the Discharger shall take all reasonable steps to reduce toxicity to meet the objective.
- c. If the initial test and any of the additional six acute toxicity bioassay test result in less than 70% survival, including the initial test, the Discharger shall immediately begin a TIE. The Discharger shall conduct acute toxicity monitoring as specified in Monitoring and Reporting Program No. 7497.

4. Chronic Toxicity Limitation and Requirements

- a. This Order includes a chronic testing toxicity trigger defined as an exceedance of 1.0 TU_c in a critical life stage test for 100% effluent. (The monthly median for chronic toxicity of 100% effluent shall not exceed 1.0 TU_c in a critical life stage test.).
- b. If the chronic toxicity of the effluent exceeds 1.0 TU_c, the Discharger shall immediately implement accelerated chronic toxicity testing according to MRP No. 7497. If the results of two of the six accelerated tests exceed 1.0 TU_c, the

Discharger shall initiate a TIE and implement the Initial Investigation TRE Workplan. (see MRP No. 7497).

- c. The Discharger shall conduct chronic toxicity monitoring as specified in MRP No. 7497.
- d. The chronic toxicity of the effluent shall be expressed and reported in toxic units, where:

$$\left(TU_c = \frac{100}{NOEC} \right)$$

The No Observable Effect Concentration (NOEC) is expressed as the maximum percent effluent concentration that causes no observable effect on test organisms, as determined by the results of a critical life stage toxicity test.

5. Preparation of an Initial Investigation TRE Workplan

- a. The Discharger shall submit a detailed initial investigation Toxicity Reduction Evaluation (TRE) workplan to the Executive Officer of the Regional Water Board **within 90 days** of the effective date of this permit. The Discharger shall use USEPA manual EPA/600/2/-88/070 (industrial) as a guide for current versions. At a minimum, the TRE workplan must contain the provisions in Attachment E. This workplan shall describe the steps the Discharger intends to follow if toxicity is detected, and should include at a minimum:
 - i. A description of the investigation and evaluation techniques that would be used to identify potential causes and sources of toxicity, effluent variability, and treatment system efficiency;
 - ii. A description of the facility's methods of maximizing in-house treatment efficiency and good housekeeping practices, and a list of all chemicals used in operation of the facility; and
 - iii. If a TIE is necessary, an indication of the person who would conduct the TIEs (i.e., an in-house expert or an outside contractor) (See MRP for guidance manuals).

B. Land Discharge Specifications

Not Applicable

C. Reclamation Specifications

Not Applicable

V. RECEIVING WATER LIMITATIONS

A. Surface Water Limitation

Receiving water limitations are based on water quality objectives contained in the Basin Plan and are a required part of this Order. The discharge shall not cause the following in Coyote Creek:

1. The normal ambient pH to fall below 6.5 nor exceed 8.5 units nor vary from normal ambient pH levels by more than 0.5 units.
2. Surface water temperature to rise greater than 5°F above the natural temperature of the receiving waters at any time or place. At no time the temperature be raised above 80⁰ F as a result of waste discharged.
3. Depress the concentration of dissolved oxygen to fall below 5.0 mg/L anytime, and the median dissolved oxygen concentration for any three consecutive months shall not be less than 80 percent of the dissolved oxygen content at saturation.
4. Exceed total ammonia (as N) concentrations specified in the Regional Water Board Resolution No. 2002-011. Resolution No. 2002-011 revised the ammonia water quality objectives for inland surface waters characteristic of freshwater in the 1994 Basin Plan, to be consistent with the *"1999 Update of Ambient Water Quality Criteria for Ammonia"*. Adopted on April 28, 2002, Resolution No. 2002-011 was approved by the State Water Board, Office of Administrative Law (OAL) and USEPA on April 30, 2003, June 5, 2003, and June 19, 2003, respectively and is now in effect.
5. The presence of visible, floating, suspended or deposited macroscopic particulate matter or foam.
6. Oils, greases, waxes, or other materials in concentrations that result in a visible film or coating on the surface of the receiving water or on objects in the water.
7. Suspended or settleable materials, chemical substances or pesticides in amounts that cause nuisance or adversely affect any designated beneficial use.
8. Toxic or other deleterious substances in concentrations or quantities which cause deleterious effects on aquatic biota, wildlife, or waterfowl or render any of these unfit for human consumption either at levels created in the receiving waters or as a result of biological concentration.
9. Accumulation of bottom deposits or aquatic growths.
10. Biostimulatory substances at concentrations that promote aquatic growth to the extent that such growth causes nuisance or adversely affects beneficial uses.
11. The presence of substances that result in increases of BOD that adversely affect beneficial uses.

12. Taste or odor-producing substances in concentrations that alter the natural taste, odor, and/or color of fish, shellfish, or other edible aquatic resources; cause nuisance; or adversely affect beneficial uses.
13. Alteration of turbidity, or apparent color beyond present natural background levels.
14. Damage, discolor, nor cause formation of sludge deposits on flood control structures or facilities nor overload the design capacity.
15. Degrade surface water communities and populations including vertebrate, invertebrate, and plant species.
16. Problems associated with breeding of mosquitoes, gnats, black flies, midges, or other pests.
17. Create nuisance, or adversely effect beneficial uses of the receiving water.
18. Violation of any applicable water quality standards for receiving waters adopted by the Regional Water Board or State Water Board. If more stringent applicable water quality standards are promulgated or approved pursuant to section 303 of the CWA, or amendments thereto, the Regional Water Board will revise or modify this Order in accordance with such standards.

B. Ground Water Limitations

Not Applicable

VI. PROVISIONS

A. Standard Provisions

1. Federal Standard Provisions. The Discharger shall comply with all Standard Provisions included in Attachment D of this Order.
2. Regional Water Board Standard Provisions. The Discharger shall comply with the following provisions:
 - a. This Order may be modified, revoked, reissued, or terminated in accordance with the provisions of sections 122.44, 122.62, 122.63, 122.64, 125.62 and 125.64. Causes for taking such actions include, but are not limited to: failure to comply with any condition of this Order; endangerment to human health or the environment resulting from the permitted activity; or acquisition of newly-obtained information which would have justified the application of different conditions if known at the time of Order adoption. The filing of a request by the Discharger for an Order modification, revocation, and issuance or termination, or a notification of planned changes or anticipated noncompliance does not stay any condition of this Order.

- b. The Discharger must comply with the lawful requirements of municipalities, counties, drainage districts, and other local agencies regarding discharges of storm water to storm drain systems or other water courses under their jurisdiction; including applicable requirements in municipal storm water management program developed to comply with NPDES permits issued by the Regional Water Board to local agencies.
- c. Discharge of wastes to any point other than specifically described in this Order and permit is prohibited and constitutes a violation thereof.
- d. The Discharger shall comply with all applicable effluent limitations, national standards of performance, toxic effluent standards, and all federal regulations established pursuant to sections 301, 302, 303(d), 304, 306, 307, 316, 318, 405, and 423 of the Federal CWA and amendments thereto.
- e. These requirements do not exempt the operator of the waste disposal facility from compliance with any other laws, regulations, or ordinances which may be applicable; they do not legalize this waste disposal facility, and they leave unaffected any further restraints on the disposal of wastes at this site which may be contained in other statutes or required by other agencies.
- f. Oil or oily material, chemicals, refuse, or other pollutionable materials shall not be stored or deposited in areas where they may be picked up by rainfall and carried off of the property and/or discharged to surface waters. Any such spill of such materials shall be contained and removed immediately.
- g. A copy of these waste discharge specifications shall be maintained at the discharge facility so as to be available at all times to operating personnel.
- h. After notice and opportunity for a hearing, this Order may be terminated or modified for cause, including, but not limited to:
 - i. Violation of any term or condition contained in this Order;
 - ii. Obtaining this Order by misrepresentation, or failure to disclose all relevant facts;
 - iii. A change in any condition that requires either a temporary or permanent reduction or elimination of the authorized discharge.
- i. If there is any storage of hazardous or toxic materials or hydrocarbons at this facility and if the facility is not manned at all times, a 24-hour emergency response telephone number shall be prominently posted where it can easily be read from the outside.
- j. The Discharger shall notify the Regional Water Board not later than 120 days in advance of implementation of any plans to alter production capacity of the product line of the manufacturing, producing or processing facility by more than ten percent. Such notification shall include estimates of proposed production

rate, the type of process, and projected effects on effluent quality. Notification shall include submittal of a new report of waste discharge appropriate filing fee.

- k. The Discharger shall file with the Regional Water Board a report of waste discharge at least 120 days before making any material change or proposed change in the character, location or volume of the discharge.
- l. All existing manufacturing, commercial, mining, and silvicultural dischargers must notify the Regional Water Board as soon as they know or have reason to believe that they have begun or expect to begin to use or manufacture intermediate or final product or byproduct of any toxic pollutant that was not reported on their application.
- m. In the event of any change in name, ownership, or control of these waste disposal facilities, the discharger shall notify this Regional Water Board of such change and shall notify the succeeding owner or operator of the existence of this Order by letter, copy of which shall be forwarded to the Regional Water Board.
- n. The Water Code provides that any person who violates a waste discharge requirement or a provision of the Water Code is subject to civil penalties of up to \$5,000 per day, \$10,000 per day, or \$25,000 per day of violation, or when the violation involves the discharge of pollutants, is subject to civil penalties of up to \$10 per gallon per day or \$25 per gallon per day of violation; or some combination thereof, depending on the violation, or upon the combination of violations.

Violation of any of the provisions of the NPDES program or of any of the provisions of this Order may subject the violator to any of the penalties described herein, or any combination thereof, at the discretion of the prosecuting authority; except that only one kind of penalty may be applied for each kind of violation.

- o. The discharge of any product registered under the Federal Insecticide, Fungicide, and Rodenticide Act to any waste stream which may ultimately be released to waters of the United States, is prohibited unless specifically authorized elsewhere in this permit or another NPDES permit. This requirement is not applicable to products used for lawn and agricultural purposes.
- p. The discharge of any waste resulting from the combustion of toxic or hazardous wastes to any waste stream that ultimately discharges to waters of the United States is prohibited, unless specifically authorized elsewhere in this permit.
- q. The Discharger shall notify the Executive Officer in writing no later than 6 months prior to the planned discharge of any chemical, other than the products previously reported to the Executive Officer, which may be toxic to aquatic life. Such notification shall include:
 - i. Name and general composition of the chemical,

- ii. Frequency of use,
 - iii. Quantities to be used,
 - iv. Proposed discharge concentrations, and
 - v. USEPA registration number, if applicable.
- r. Failure to comply with provisions or requirements of this Order, or violation of other applicable laws or regulations governing discharges from this facility, may subject the Discharger to administrative or civil liabilities, criminal penalties, and/or other enforcement remedies to ensure compliance. Additionally, certain violations may subject the Discharger to civil or criminal enforcement from appropriate local, state, or federal law enforcement entities.
- s. In the event the Discharger does not comply or will be unable to comply for any reason, with any prohibition, AMEL, MDEL, instantaneous, or receiving water limitation of this Order, the Discharger shall notify the Regional Water Board by telephone (213)-576-6657 within 24 hours of having knowledge of such noncompliance, and shall confirm this notification in writing within five days, unless the Regional Water Board waives confirmation. The written notification shall state the nature, time, duration, and cause of noncompliance, and shall describe the measures being taken to remedy the current noncompliance and, prevent recurrence including, where applicable, a schedule of implementation. Other noncompliance requires written notification as above at the time of the normal monitoring report.
- t. Prior to making any change in the point of discharge, place of use, or purpose of use of treated wastewater that results in a decrease of flow in any portion of a watercourse, the Discharger must file a petition with the State Water Board, Division of Water Rights, and receive approval for such a change. (Wat. Code § 1211.)

B. Monitoring and Reporting Program (MRP) Requirements

The Discharger shall comply with the MRP, and future revisions thereto, in Attachment E of this Order.

C. Special Provisions

1. Reopener Provisions

- a. If more stringent applicable water quality standards are promulgated or approved pursuant to Section 303 of the Federal CWA, and amendments thereto, the Regional Water Board will revise and modify this Order in accordance with such more stringent standards.
- b. This Order may be reopened to include effluent limitations for toxic constituents determined to be present in significant amounts in the discharge through a more

- comprehensive monitoring program included as part of this Order and based on the results of the RPA.
- c. This Order may be reopened and modified, in accordance with the provisions set forth in 40 CFR Parts 122 and 124, to include requirements for the implementation of the watershed management approach or to include new MLs.
 - d. This Order may be reopened and modified to revise effluent limitations as a result of future Basin Plan Amendments, such as an update of an objective or the adoption of a TMDL for the Coyote Creek.
 - e. This Order may be reopened upon submission by the Discharger of adequate information, as determined by the Regional Water Board, to provide for dilution credits or a mixing zone, as may be appropriate.
 - f. This Order may be reopened for modification, or revocation and reissuance, as a result of the detection of a reportable priority pollutant generated by special conditions included in this Order. These special conditions may be, but are not limited to, fish tissue sampling, whole effluent toxicity, monitoring requirements on internal waste stream(s), and monitoring for surrogate parameters. Additional requirements may be included in this Order as a result of the special condition monitoring data

2. Special Studies, Technical Reports and Additional Monitoring Requirements

a. Initial Investigation TRE Workplan

The Discharger shall submit to the Regional Water Board an Initial Investigation TRE workplan (1-2 pages) within 90 days of the effective date of this permit. This plan shall describe the steps the permittee intends to follow in the event that toxicity is detected, and should include at a minimum:

- i. A description of the investigation and evaluation techniques that will be used to identify potential causes/sources of toxicity, effluent variability, and treatment system efficiency;
- ii. A description of the facility's method of maximizing in-house treatment efficiency and good housekeeping practices, and a list of all chemicals used in operation of the facility;
- iii. If a TIE is necessary, an indication of the person who would conduct the TIEs (i.e., an in-house expert or an outside contractor) (section V of the MRP, Attachment E) provides references for the guidance manuals that should be used for performing TIEs).

3. **Best Management Practices and Pollution Prevention**

a. Storm Water Pollution Prevention Plan (SWPPP)

The Discharger shall submit, within 90 days of the effective date of this Order an updated SWPPP that describes site-specific management practices for minimizing contamination of storm water runoff and for preventing contaminated storm water runoff from being discharged directly to waters of the State. The SWPPP shall be developed in accordance with the requirements in Attachment G.

b. Best Management Practices (BMP) Plan

The Discharger shall submit, within 90 days of the effective date of this Order, an updated BMP Plan that entails site-specific plans and procedures implemented and/or to be implemented to prevent hazardous waste/material from being discharged to waters of the State through Discharge Point No. 001. The Discharger shall assure that the storm water discharges from the Facility would neither cause, nor contribute to the exceedance of water quality standards and objectives, nor create conditions of nuisance in the receiving water, and that unauthorized discharges to the receiving water have been effectively prohibited. The BMPs shall be consistent with the general guidance contained in the USEPA *Guidance Manual for Developing Best Management Practices (BMPs)* (EPA 833-B-93-004).

c. Spill Contingency Plan (SCP)

This Regional Water Board requires the Discharger to file with the Regional Water Board, within 90 days after the effective date of this Order, an updated SCP that describes the preventive (failsafe) and contingency (cleanup) plans for controlling accidental discharges, and for minimizing the effect of such events. The SCP shall be reviewed at a minimum once per year and updated as needed. Any changes or revisions shall be summarized in the annual summary report.

4. **Construction, Operation and Maintenance Specifications**

The Discharger shall at all times properly operate and maintain all facilities and systems installed or used to achieve compliance with this Order.

5. **Special Provisions for Municipal Facilities (POTWs Only)**

Not Applicable

6. **Other Special Provisions**

Not Applicable

7. Compliance Schedules

Not Applicable

VII. COMPLIANCE DETERMINATION

Compliance with the effluent limitations contained in section IV of this Order will be determined as specified below:

A. Single Constituent Effluent Limitation.

If the concentration of the pollutant in the monitoring sample is greater than the effluent limitation and greater than or equal to the reported Minimum Level (see Reporting Requirement I.G. of the MRP), then the Discharger is out of compliance.

B. Effluent Limitations Expressed as a Sum of Several Constituents.

If the sum of the individual pollutant concentrations is greater than the effluent limitation, then the Discharger is out of compliance. In calculating the sum of the concentrations of a group of pollutants, consider constituents reported as ND or DNQ to have concentrations equal to zero, provided that the applicable ML is used.

C. Effluent Limitations Expressed as a Median.

In determining compliance with a median limitation, the analytical results in a set of data will be arranged in order of magnitude (either increasing or decreasing order); and

1. If the number of measurements (n) is odd, then the median will be calculated as = $X_{(n+1)/2}$, or
2. If the number of measurements (n) is even, then the median will be calculated as = $[X_{n/2} + X_{(n/2)+1}]$, i.e. the midpoint between the $n/2$ and $n/2+1$ data points.

D. Mass-based Effluent Limitations.

In calculating mass emission rates from the monthly average concentrations, use one half of the method detection limit for "Not Detected" (ND) and the estimated concentration for "Detected, but Not Quantified" (DNQ) for the calculation of the monthly average concentration. To be consistent with Limitations and Discharge Requirements, Section VII.B, if all pollutants belonging to the same group are reported as ND or DNQ, the sum of the individual pollutant concentrations should be considered as zero for the calculation of the monthly average concentration.

E. Multiple Sample Data.

When determining compliance with an AMEL or MDEL for priority pollutants and more than one sample result is available, the Discharger shall compute the arithmetic mean unless the data set contains one or more reported determinations of "Detected, but Not Quantified" (DNQ) or "Not Detected" (ND). In those cases, the Discharger shall

compute the median in place of the arithmetic mean in accordance with the following procedure:

1. The data set shall be ranked from low to high, ranking the reported ND determinations lowest, DNQ determinations next, followed by quantified values (if any). The order of the individual ND or DNQ determinations is unimportant.
2. The median value of the data set shall be determined. If the data set has an odd number of data points, then the median is the middle value. If the data set has an even number of data points, then the median is the average of the two values around the middle unless one or both of the points are ND or DNQ, in which case the median value shall be the lower of the two data points where DNQ is lower than a value and ND is lower than DNQ.

F. Average Monthly Effluent Limitation (AMEL).

If the average (or when applicable, the median determined by subsection E above for multiple sample data) of daily discharges over a calendar month exceeds the AMEL for a given parameter, this will represent a single violation, though the Discharger will be considered out of compliance for each day of that month for that parameter (e.g., resulting in 31 days of non-compliance in a 31-day month). If only a single sample is taken during the calendar month and the analytical result for that sample exceeds the AMEL, the Discharger will be considered out of compliance for that calendar month. For any one calendar month during which no sample (daily discharge) is taken, no compliance determination can be made for that calendar month.

In determining compliance with the AMEL, the following provisions shall also apply to all constituents:

1. If the analytical result of a single sample, monitored monthly, quarterly, semiannually, or annually, does not exceed the AMEL for that constituent, the Discharger has demonstrated compliance with the AMEL for that month;
2. If the analytical result of a single sample, monitored monthly, quarterly, semiannually, or annually, exceeds the AMEL for any constituent, the Discharger shall collect four additional samples at approximately equal intervals during the month. All five analytical results shall be reported in the monitoring report for that month, or 45 days after results for the additional samples were received, whichever is later.

When all sample results are greater than or equal to the reported Minimum Level (see Reporting Requirement I.G. of the MRP), the numerical average of the analytical results of these five samples will be used for compliance determination.

When one or more sample results are reported as "Not-Detected (ND)" or "Detected, but Not Quantified (DNQ)" (see Reporting Requirement I.G. of the MRP), the median value of these four samples shall be used for compliance determination. If one or

both of the middle values is ND or DNQ, the median shall be the lower of the two middle values.

3. In the event of noncompliance with an AMEL, the sampling frequency for that constituent shall be increased to weekly and shall continue at this level until compliance with the AMEL has been demonstrated.
4. If only one sample was obtained for the month or more than a monthly period and the result exceeds the AMEL, then the Discharger is in violation of the AMEL.

G. Maximum Daily Effluent Limitations (MDEL).

If a daily discharge exceeds the MDEL for a given parameter, an alleged violation will be flagged and the discharger will be considered out of compliance for that parameter for that 1 day only within the reporting period. For any 1 day during which no sample is taken, no compliance determination can be made for that day.

H. Instantaneous Minimum Effluent Limitation.

If the analytical result of a single grab sample is lower than the instantaneous minimum effluent limitation for a parameter, a violation will be flagged and the discharger will be considered out of compliance for that parameter for that single sample. Non-compliance for each sample will be considered separately (e.g., the results of two grab samples taken within a calendar day that both are lower than the instantaneous minimum effluent limitation would result in two instances of non-compliance with the instantaneous minimum effluent limitation).

I. Instantaneous Maximum Effluent Limitation.

If the analytical result of a single grab sample is higher than the instantaneous maximum effluent limitation for a parameter, a violation will be flagged and the discharger will be considered out of compliance for that parameter for that single sample. Non-compliance for each sample will be considered separately (e.g., the results of two grab samples taken within a calendar day that both exceed the instantaneous maximum effluent limitation would result in two instances of non-compliance with the instantaneous maximum effluent limitation).

ATTACHMENT A – DEFINITIONS

Arithmetic Mean (μ)

Also called the average, is the sum of measured values divided by the number of samples. For ambient water concentrations, the arithmetic mean is calculated as follows:

Arithmetic mean = $\mu = \Sigma x / n$ where: Σx is the sum of the measured ambient water concentrations, and n is the number of samples.

Average Monthly Effluent Limitation (AMEL)

The highest allowable average of daily discharges over a calendar month, calculated as the sum of all daily discharges measured during a calendar month divided by the number of daily discharges measured during that month.

Bioaccumulative

Those substances taken up by an organism from its surrounding medium through gill membranes, epithelial tissue, or from food and subsequently concentrated and retained in the body of the organism.

Carcinogenic

Pollutants are substances that are known to cause cancer in living organisms.

Coefficient of Variation (CV)

CV is a measure of the data variability and is calculated as the estimated standard deviation divided by the arithmetic mean of the observed values.

Daily Discharge

Daily Discharge is defined as either: (1) the total mass of the constituent discharged over the calendar day (12:00 am through 11:59 pm) or any 24-hour period that reasonably represents a calendar day for purposes of sampling (as specified in the permit), for a constituent with limitations expressed in units of mass or; (2) the unweighted arithmetic mean measurement of the constituent over the day for a constituent with limitations expressed in other units of measurement (e.g., concentration).

The daily discharge may be determined by the analytical results of a composite sample taken over the course of one day (a calendar day or other 24-hour period defined as a day) or by the arithmetic mean of analytical results from one or more grab samples taken over the course of the day.

For composite sampling, if 1 day is defined as a 24-hour period other than a calendar day, the analytical result for the 24-hour period will be considered as the result for the calendar day in which the 24-hour period ends.

Detected, but Not Quantified (DNQ)

DNQ are those sample results less than the RL, but greater than or equal to the laboratory's MDL.

Dilution Credit

Dilution Credit is the amount of dilution granted to a discharge in the calculation of a water quality-based effluent limitation, based on the allowance of a specified mixing zone. It is calculated from the dilution ratio or determined through conducting a mixing zone study or modeling of the discharge and receiving water.

Effluent Concentration Allowance (ECA)

ECA is a value derived from the water quality criterion/objective, dilution credit, and ambient background concentration that is used, in conjunction with the coefficient of variation for the effluent monitoring data, to calculate a long-term average (LTA) discharge concentration. The ECA has the same meaning as waste load allocation (WLA) as used in USEPA guidance (Technical Support Document For Water Quality-based Toxics Control, March 1991, second printing, EPA/505/2-90-001).

Enclosed Bays

Enclosed Bays means indentations along the coast that enclose an area of oceanic water within distinct headlands or harbor works. Enclosed bays include all bays where the narrowest distance between the headlands or outermost harbor works is less than 75 percent of the greatest dimension of the enclosed portion of the bay. Enclosed bays include, but are not limited to, Humboldt Bay, Bodega Harbor, Tomales Bay, Drake's Estero, San Francisco Bay, Morro Bay, Los Angeles-Long Beach Harbor, Upper and Lower Newport Bay, Mission Bay, and San Diego Bay. Enclosed bays do not include inland surface waters or ocean waters.

Estimated Chemical Concentration

The estimated chemical concentration that results from the confirmed detection of the substance by the analytical method below the ML value.

Estuaries

Estuaries means waters, including coastal lagoons, located at the mouths of streams that serve as areas of mixing for fresh and ocean waters. Coastal lagoons and mouths of streams that are temporarily separated from the ocean by sandbars shall be considered estuaries. Estuarine waters shall be considered to extend from a bay or the open ocean to a point upstream where there is no significant mixing of fresh water and seawater. Estuarine waters included, but are not limited to, the Sacramento-San Joaquin Delta, as defined in Water Code section 12220, Suisun Bay, Carquinez Strait downstream to the Carquinez Bridge, and appropriate areas of the Smith, Mad, Eel, Noyo, Russian, Klamath, San Diego, and Otay rivers. Estuaries do not include inland surface waters or ocean waters.

Inland Surface Waters

All surface waters of the State that do not include the ocean, enclosed bays, or estuaries.

Instantaneous Maximum Effluent Limitation

The highest allowable value for any single grab sample or aliquot (i.e., each grab sample or aliquot is independently compared to the instantaneous maximum limitation).

Instantaneous Minimum Effluent Limitation

The lowest allowable value for any single grab sample or aliquot (i.e., each grab sample or aliquot is independently compared to the instantaneous minimum limitation).

Maximum Daily Effluent Limitation (MDEL)

The highest allowable daily discharge of a pollutant, over a calendar day (or 24-hour period). For pollutants with limitations expressed in units of mass, the daily discharge is calculated as the total mass of the pollutant discharged over the day. For pollutants with limitations expressed in other units of measurement, the daily discharge is calculated as the arithmetic mean measurement of the pollutant over the day.

Median

The middle measurement in a set of data. The median of a set of data is found by first arranging the measurements in order of magnitude (either increasing or decreasing order). If the number of measurements (n) is odd, then the median = $X_{(n+1)/2}$. If n is even, then the median = $(X_{n/2} + X_{(n/2)+1})/2$ (i.e., the midpoint between the $n/2$ and $n/2+1$).

Method Detection Limit (MDL)

MDL is the minimum concentration of a substance that can be measured and reported with 99 percent confidence that the analyte concentration is greater than zero, as defined in title 40 of the Code of Federal Regulations, Part 136, Attachment B, revised as of July 3, 1999.

Minimum Level (ML)

ML is the concentration at which the entire analytical system must give a recognizable signal and acceptable calibration point. The ML is the concentration in a sample that is equivalent to the concentration of the lowest calibration standard analyzed by a specific analytical procedure, assuming that all the method specified sample weights, volumes, and processing steps have been followed.

Mixing Zone

Mixing Zone is a limited volume of receiving water that is allocated for mixing with a wastewater discharge where water quality criteria can be exceeded without causing adverse effects to the overall water body.

Not Detected (ND)

Sample results which are less than the laboratory's MDL.

Ocean Waters

The territorial marine waters of the State as defined by California law to the extent these waters are outside of enclosed bays, estuaries, and coastal lagoons. Discharges to ocean waters are regulated in accordance with the State Water Board's California Ocean Plan.

Pollutant Minimization Program (PMP)

PMP means waste minimization and pollution prevention actions that include, but are not limited to, product substitution, waste stream recycling, alternative waste management methods, and education of the public and businesses. The goal of the PMP shall be to reduce all potential sources of a priority pollutant(s) through pollutant minimization (control) strategies, including pollution prevention measures as appropriate, to maintain the effluent concentration at or below the water quality-based effluent limitation. Pollution prevention measures may be particularly appropriate for persistent bioaccumulative priority pollutants where there is evidence that beneficial uses are being impacted. The Regional Water Board may consider cost effectiveness when establishing the requirements of a PMP. The completion and

implementation of a Pollution Prevention Plan, if required pursuant to Water Code section 13263.3(d), shall be considered to fulfill the PMP requirements.

Pollution Prevention

Pollution Prevention means any action that causes a net reduction in the use or generation of a hazardous substance or other pollutant that is discharged into water and includes, but is not limited to, input change, operational improvement, production process change, and product reformulation (as defined in Water Code section 13263.3). Pollution prevention does not include actions that merely shift a pollutant in wastewater from one environmental medium to another environmental medium, unless clear environmental benefits of such an approach are identified to the satisfaction of the State or Regional Water Board.

Reporting Level (RL)

RL is the ML (and its associated analytical method) chosen by the Discharger for reporting and compliance determination from the MLs included in this Order. The MLs included in this Order correspond to approved analytical methods for reporting a sample result that are selected by the Regional Water Board either from Appendix 4 of the SIP in accordance with section 2.4.2 of the SIP or established in accordance with section 2.4.3 of the SIP. The ML is based on the proper application of method-based analytical procedures for sample preparation and the absence of any matrix interferences. Other factors may be applied to the ML depending on the specific sample preparation steps employed. For example, the treatment typically applied in cases where there are matrix-effects is to dilute the sample or sample aliquot by a factor of ten. In such cases, this additional factor must be applied to the ML in the computation of the RL.

Standard Deviation (σ)

Standard Deviation is a measure of variability that is calculated as follows:

$$\sigma = (\sum[(x - \mu)^2]/(n - 1))^{0.5}$$

where:

x is the observed value;

μ is the arithmetic mean of the observed values; and

n is the number of samples.

TCDD Equivalents

In this Order, TCDD Equivalents means the sum of the concentrations of chlorinated Dibenzop-dioxins and chlorinated dibenzofurans multiplied by their Toxicity Equivalency Factor (TEF) and their Bioaccumulation Equivalency Factor (BEF). This is based on 40 CFR Part 132, Appendix F, Procedure 4, Tables 1 and 2.

$$\text{Dioxin-TEQ} = \sum(Cx \times \text{TEF}_x \times \text{BEF}_x)$$

where:

TEC = TCDD Equivalents concentration in the effluent or receiving water

Cx = concentration of dioxin or furan congener x

TEFx = TEF for congener x

BEFx = BEF for congener x

TEFs and BEFs for dioxin congeners are listed in the table below.

Dioxin or Furan Congener	Toxicity Equivalency Factor (TEF)	Bioaccumulative Equivalency Factor (BEF)
2,3,7,8-TCDD	1.0	1.0
1,2,3,7,8-PeCDD	1.0	0.9
1,2,3,4,7,8-HxCDD	0.1	0.3
1,2,3,6,7,8-HxCDD	0.1	0.1
1,2,3,7,8,9-HxCDD	0.1	0.1
1,2,3,4,6,7,8-HpCDD	0.01	0.05
OCDD	0.0001	0.01
2,3,7,8-TCDF	0.1	0.8
1,2,3,7,8-PeCDF	0.05	0.2
2,3,4,7,8-PeCDF	0.5	1.6
1,2,3,4,7,8-HxCDF	0.1	0.08
1,2,3,6,7,8-HxCDF	0.1	0.2
1,2,3,7,8,9-HxCDF	0.1	0.6
2,3,4,6,7,8-HxCDF	0.1	0.7
1,2,3,4,6,7,8-HpCDF	0.01	0.01
1,2,3,4,7,8,9-HpCDF	0.01	0.4

TEFs

TEFs are estimates of compound-specific toxicity relative to the toxicity of an index chemical (typically, TCDD). TEFs are the result of expert scientific judgment using all of the available data and taking into account uncertainties in the available data.

TEQ:

Toxic equivalence (TEQ) is the product of the concentration of an individual DLC in an environmental mixture and the corresponding TCDD TEF for that compound.

Toxicity Reduction Evaluation (TRE)

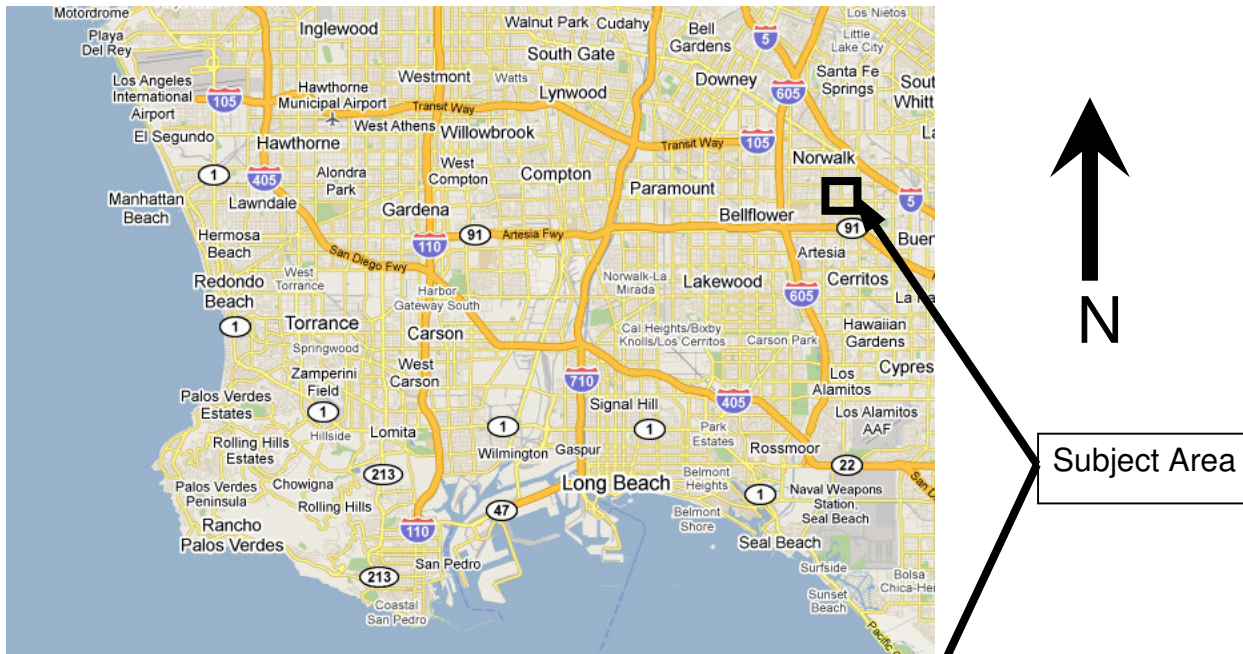
TRE is a study conducted in a step-wise process designed to identify the causative agents of effluent or ambient toxicity, isolate the sources of toxicity, evaluate the effectiveness of toxicity control options, and then confirm the reduction in toxicity. The first steps of the TRE consist of the collection of data relevant to the toxicity, including additional toxicity testing, and an evaluation of facility operations and maintenance practices, and best management practices. A Toxicity Identification Evaluation (TIE) may be required as part of the TRE, if appropriate. (A TIE is a set of procedures to identify the specific chemical(s) responsible for toxicity. These procedures are performed in three phases (characterization, identification, and confirmation) using aquatic organism toxicity tests.)

ACRONYMS AND ABBREVIATIONS

AMEL	Average Monthly Effluent Limitation
B	Background Concentration
BAT	Best Available Technology Economically Achievable
Basin Plan	<i>Water Quality Control Plan for the Coastal Watersheds of Los Angeles and Ventura Counties</i>
BCT	Best Conventional Pollutant Control Technology
BMP	Best Management Practices
BMPPP	Best Management Practices Plan
BPJ	Best Professional Judgment
BOD	Biochemical Oxygen Demand 5-day @ 20 °C
BPT	Best Practicable Treatment Control Technology
C	Water Quality Objective
CCR	California Code of Regulations
CEQA	California Environmental Quality Act
CFR	Code of Federal Regulations
CTR	California Toxics Rule
CV	Coefficient of Variation
CWA	Clean Water Act
CWC	California Water Code
Discharger	SFPP, L.P.
DMR	Discharge Monitoring Report
DNQ	Detected But Not Quantified
ELAP	California Department of Health Services Environmental Laboratory Accreditation Program
ELG	Effluent Limitations, Guidelines and Standards
Facility	SFPP, L.P., Norwalk Pump Station
gpd	gallons per day
IC	Inhibition Coefficient
IC ₁₅	Concentration at which the organism is 15% inhibited
IC ₂₅	Concentration at which the organism is 25% inhibited
IC ₄₀	Concentration at which the organism is 40% inhibited
IC ₅₀	Concentration at which the organism is 50% inhibited
LA	Load Allocations
LOEC	Lowest Observed Effect Concentration
µg/L	micrograms per Liter
mg/L	milligrams per Liter
MDEL	Maximum Daily Effluent Limitation
MEC	Maximum Effluent Concentration
MGD	Million Gallons Per Day
ML	Minimum Level
MRP	Monitoring and Reporting Program
ND	Not Detected
NOEC	No Observable Effect Concentration
NPDES	National Pollutant Discharge Elimination System

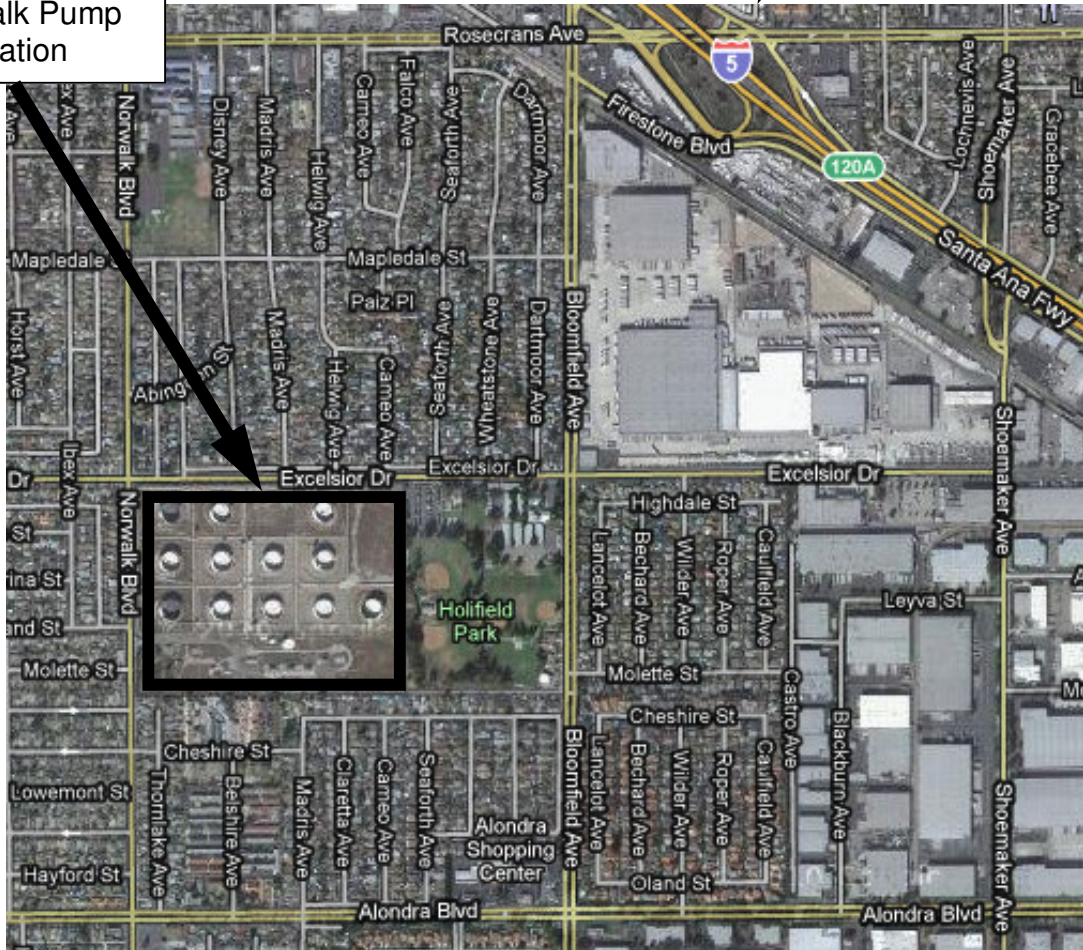
NSPS	New Source Performance Standards
NTR	National Toxics Rule
OAL	Office of Administrative Law
PMEL	Proposed Maximum Daily Effluent Limitation
PMP	Pollutant Minimization Plan
POTW	Publicly Owned Treatment Works
QA	Quality Assurance
QA/QC	Quality Assurance/Quality Control
Ocean Plan	<i>Water Quality Control Plan for Ocean Waters of California</i>
Regional Water Board	California Regional Water Quality Control Board, Los Angeles Region
RPA	Reasonable Potential Analysis
SCP	Spill Contingency Plan
SIP	State Implementation Policy (<i>Policy for Implementation of Toxics Standards for Inland Surface Waters, Enclosed Bays, and Estuaries of California</i>)
SSO	Site Specific Objective
SMR	Self Monitoring Reports
State Water Board	California State Water Resources Control Board
SWPPP	Storm Water Pollution Prevention Plan
TAC	Test Acceptability Criteria
Thermal Plan	<i>Water Quality Control Plan for Control of Temperature in the Coastal and Interstate Water and Enclosed Bays and Estuaries of California</i>
TEF	Toxicity Equivalency Factor
TEQ	Toxic Equivalence
TIE	Toxicity Identification Evaluation
TMDL	Total Maximum Daily Load
TOC	Total Organic Carbon
TRE	Toxicity Reduction Evaluation
TSD	Technical Support Document
TSS	Total Suspended Solid
TU _c	Chronic Toxicity Unit
USEPA	United States Environmental Protection Agency
WDR	Waste Discharge Requirements
WET	Whole Effluent Toxicity
WLA	Waste Load Allocations
WQBELs	Water Quality-Based Effluent Limitations
WQS	Water Quality Standards
%	Percent

ATTACHMENT B – MAP

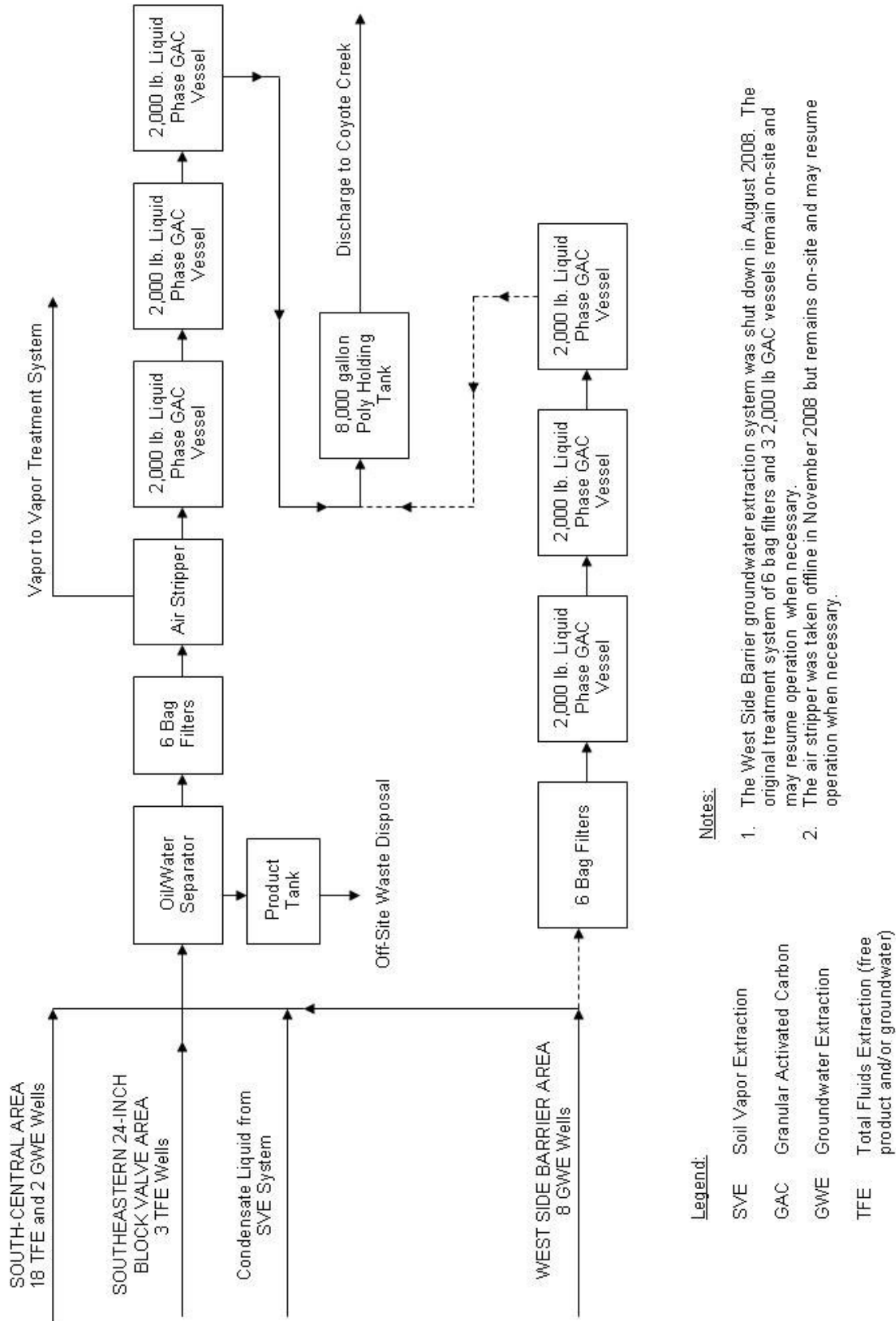


Subject Area

Site of SFPP, L.P.,
Norwalk Pump
Station



ATTACHMENT C – FLOW SCHEMATIC



ATTACHMENT D – STANDARD PROVISIONS

I. STANDARD PROVISIONS – PERMIT COMPLIANCE

A. Duty to Comply

1. The Discharger must comply with all of the conditions of this Order. Any noncompliance constitutes a violation of the Clean Water Act (CWA) and the California Water Code and is grounds for enforcement action, for permit termination, revocation and reissuance, or modification; or denial of a permit renewal application [section 122.41(a)].
2. The Discharger shall comply with effluent standards or prohibitions established under Section 307(a) of the CWA for toxic pollutants and with standards for sewage sludge use or disposal established under Section 405(d) of the CWA within the time provided in the regulations that establish these standards or prohibitions, even if this Order has not yet been modified to incorporate the requirement [section 122.41(a)(1)].

B. Need to Halt or Reduce Activity Not a Defense

It shall not be a defense for a Discharger in an enforcement action that it would have been necessary to halt or reduce the permitted activity in order to maintain compliance with the conditions of this Order [section 122.41(c)].

C. Duty to Mitigate

The Discharger shall take all reasonable steps to minimize or prevent any discharge or sludge use or disposal in violation of this Order that has a reasonable likelihood of adversely affecting human health or the environment [section 122.41(d)].

D. Proper Operation and Maintenance

The Discharger shall at all times properly operate and maintain all facilities and systems of treatment and control (and related appurtenances) which are installed or used by the Discharger to achieve compliance with the conditions of this Order. Proper operation and maintenance also includes adequate laboratory controls and appropriate quality assurance procedures. This provision requires the operation of backup or auxiliary facilities or similar systems that are installed by a Discharger only when necessary to achieve compliance with the conditions of this Order [section 122.41(e)].

E. Property Rights

1. This Order does not convey any property rights of any sort or any exclusive privileges [section 122.41(g)].

2. The issuance of this Order does not authorize any injury to persons or property or invasion of other private rights, or any infringement of state or local law or regulations [section 122.5(c)].

F. Inspection and Entry

The Discharger shall allow the Regional Water Board, State Water Board, United States Environmental Protection Agency (USEPA), and/or their authorized representatives (including an authorized contractor acting as their representative), upon the presentation of credentials and other documents, as may be required by law, to [section 122.41(i)] [Water Code section 13383]:

1. Enter upon the Discharger's premises where a regulated facility or activity is located or conducted, or where records are kept under the conditions of this Order [section 122.41(i)(1)];
2. Have access to and copy, at reasonable times, any records that must be kept under the conditions of this Order [section 122.41(i)(2)];
3. Inspect and photograph, at reasonable times, any facilities, equipment (including monitoring and control equipment), practices, or operations regulated or required under this Order [section 122.41(i)(3)]; and
4. Sample or monitor, at reasonable times, for the purposes of assuring Order compliance or as otherwise authorized by the CWA or the Water Code, any substances or parameters at any location [section 122.41(i)(4)].

G. Bypass

1. Definitions
 - i. "Bypass" means the intentional diversion of waste streams from any portion of a treatment facility [section 122.41(m)(1)(i)].
 - ii. "Severe property damage" means substantial physical damage to property, damage to the treatment facilities, which causes them to become inoperable, or substantial and permanent loss of natural resources that can reasonably be expected to occur in the absence of a bypass. Severe property damage does not mean economic loss caused by delays in production [section 122.41(m)(1)(ii)].
2. Bypass not exceeding limitations. The Discharger may allow any bypass to occur which does not cause exceedances of effluent limitations, but only if it is for essential maintenance to assure efficient operation. These bypasses are not subject to the provisions listed in Standard Provisions – Permit Compliance I.G.3, I.G.4, and I.G.5 below [section 122.41(m)(2)].

3. Prohibition of bypass. Bypass is prohibited, and the Regional Water Board may take enforcement action against a Discharger for bypass, unless [section 122.41(m)(4)(i)]:
 - a. Bypass was unavoidable to prevent loss of life, personal injury, or severe property damage [section 122.41(m)(4)(i)(A)];
 - b. There were no feasible alternatives to the bypass, such as the use of auxiliary treatment facilities, retention of untreated wastes, or maintenance during normal periods of equipment downtime. This condition is not satisfied if adequate back-up equipment should have been installed in the exercise of reasonable engineering judgment to prevent a bypass that occurred during normal periods of equipment downtime or preventive maintenance [section 122.41(m)(4)(i)(B)]; and
 - c. The Discharger submitted notice to the Regional Water Board as required under Standard Provisions – Permit Compliance I.G.5 below [section 122.41(m)(4)(i)(C)].
4. The Regional Water Board may approve an anticipated bypass, after considering its adverse effects, if the Regional Water Board determines that it will meet the three conditions listed in Standard Provisions – Permit Compliance I.G.3 above [section 122.41(m)(4)(ii)].
5. Notice
 - a. Anticipated bypass. If the Discharger knows in advance of the need for a bypass, it shall submit a notice, if possible at least 10 days before the date of the bypass [section 122.41(m)(3)(i)].
 - b. Unanticipated bypass. The Discharger shall submit notice of an unanticipated bypass as required in Standard Provisions - Reporting V.E below (24-hour notice) [section 122.41(m)(3)(ii)].

H. Upset

Upset means an exceptional incident in which there is unintentional and temporary noncompliance with technology based permit effluent limitations because of factors beyond the reasonable control of the Discharger. An upset does not include noncompliance to the extent caused by operational error, improperly designed treatment facilities, inadequate treatment facilities, lack of preventive maintenance, or careless or improper operation [section 122.41(n)(1)].

Effect of an upset. An upset constitutes an affirmative defense to an action brought for noncompliance with such technology based permit effluent limitations if the requirements of Standard Provisions – Permit Compliance I.H.2 below are met. No determination made during administrative review of claims that noncompliance was caused by upset, and before an action for noncompliance, is final administrative action subject to judicial review [section 122.41(n)(2)].

1. Conditions necessary for a demonstration of upset. A Discharger who wishes to establish the affirmative defense of upset shall demonstrate, through properly signed, contemporaneous operating logs or other relevant evidence that [section 122.41(n)(3)]:
 - a. An upset occurred and that the Discharger can identify the cause(s) of the upset [section 122.41(n)(3)(i)];
 - b. The permitted facility was, at the time, being properly operated [section 122.41(n)(3)(ii)];
 - c. The Discharger submitted notice of the upset as required in Standard Provisions – Reporting V.E.2.b below (24-hour notice) [section 122.41(n)(3)(iii)]; and
 - d. The Discharger complied with any remedial measures required under Standard Provisions – Permit Compliance I.C above [section 122.41(n)(3)(iv)].
2. Burden of proof. In any enforcement proceeding, the Discharger seeking to establish the occurrence of an upset has the burden of proof [section 122.41(n)(4)].

II. STANDARD PROVISIONS – PERMIT ACTION

A. General

This Order may be modified, revoked and reissued, or terminated for cause. The filing of a request by the Discharger for modification, revocation and reissuance, or termination, or a notification of planned changes or anticipated noncompliance does not stay any Order condition [section 122.41(f)].

B. Duty to Reapply

If the Discharger wishes to continue an activity regulated by this Order after the expiration date of this Order, the Discharger must apply for and obtain a new permit [section 122.41(b)].

C. Transfers

This Order is not transferable to any person except after notice to the Regional Water Board. The Regional Water Board may require modification or revocation and reissuance of the Order to change the name of the Discharger and incorporate such other requirements as may be necessary under the CWA and the Water Code [section 122.41(l)(3) and section 122.61].

III. STANDARD PROVISIONS – MONITORING

- A. Samples and measurements taken for the purpose of monitoring shall be representative of the monitored activity [section 122.41(j)(1)].

- B. Monitoring results must be conducted according to test procedures under Part 136 or, in the case of sludge use or disposal, approved under Part 136 unless otherwise specified in Part 503 unless other test procedures have been specified in this Order [section 122.41(j)(4) and section 122.44(i)(1)(iv)].

IV. STANDARD PROVISIONS – RECORDS

- A. Except for records of monitoring information required by this Order related to the Discharger's sewage sludge use and disposal activities, which shall be retained for a period of at least five years (or longer as required by Part 503), the Discharger shall retain records of all monitoring information, including all calibration and maintenance records and all original strip chart recordings for continuous monitoring instrumentation, copies of all reports required by this Order, and records of all data used to complete the application for this Order, for a period of at least three (3) years from the date of the sample, measurement, report or application. This period may be extended by request of the Regional Water Board Executive Officer at any time [section 122.41(j)(2)].
- B. Records of monitoring information shall include:
 - 1. The date, exact place, and time of sampling or measurements [section 122.41(j)(3)(i)];
 - 2. The individual(s) who performed the sampling or measurements [section 122.41(j)(3)(ii)];
 - 3. The date(s) analyses were performed [section 122.41(j)(3)(iii)];
 - 4. The individual(s) who performed the analyses [section 122.41(j)(3)(iv)];
 - 5. The analytical techniques or methods used [section 122.41(j)(3)(v)]; and
 - 6. The results of such analyses [section 122.41(j)(3)(vi)].
- C. **Claims of confidentiality for the following information will be denied [section 122.7(b)]:**
 - 1. The name and address of any permit applicant or Discharger [section 122.7(b)(1)]; and
 - 2. Permit applications and attachments, permits and effluent data [section 122.7(b)(2)].

V. STANDARD PROVISIONS – REPORTING

A. Duty to Provide Information

The Discharger shall furnish to the Regional Water Board, State Water Board, or USEPA within a reasonable time, any information which the Regional Water Board, State Water Board, or USEPA may request to determine whether cause exists for modifying, revoking and reissuing, or terminating this Order or to determine compliance

with this Order. Upon request, the Discharger shall also furnish to the Regional Water Board, State Water Board, or USEPA copies of records required to be kept by this Order [section 122.41(h)] [Water Code section 13267].

B. Signatory and Certification Requirements

1. All applications, reports, or information submitted to the Regional Water Board, State Water Board, and/or USEPA shall be signed and certified in accordance with Standard Provisions – Reporting V.B.2, V.B.3, V.B.4, and V.B.5 below [section 122.41(k)].
2. All permit applications shall be signed by a responsible corporate officer. For the purpose of this section, a responsible corporate officer means: (i) A president, secretary, treasurer, or vice-president of the corporation in charge of a principal business function, or any other person who performs similar policy- or decision-making functions for the corporation, or (ii) the manager of one or more manufacturing, production, or operating facilities, provided, the manager is authorized to make management decisions which govern the operation of the regulated facility including having the explicit or implicit duty of making major capital investment recommendations, and initiating and directing other comprehensive measures to assure long term environmental compliance with environmental laws and regulations; the manager can ensure that the necessary systems are established or actions taken to gather complete and accurate information for permit application requirements; and where authority to sign documents has been assigned or delegated to the manager in accordance with corporate procedures. [section 122.22(a)(1)].
3. All reports required by this Order and other information requested by the Regional Water Board, State Water Board, or USEPA shall be signed by a person described in Standard Provisions – Reporting V.B.2 above, or by a duly authorized representative of that person. A person is a duly authorized representative only if:
 - a. The authorization is made in writing by a person described in Standard Provisions – Reporting V.B.2 above [section 122.22(b)(1)];
 - b. The authorization specifies either an individual or a position having responsibility for the overall operation of the regulated facility or activity such as the position of plant manager, operator of a well or a well field, superintendent, position of equivalent responsibility, or an individual or position having overall responsibility for environmental matters for the company. (A duly authorized representative may thus be either a named individual or any individual occupying a named position.) [section 122.22(b)(2)]; and
 - c. The written authorization is submitted to the Regional Water Board and State Water Board [section 122.22(b)(3)].
4. If an authorization under Standard Provisions – Reporting V.B.3 above is no longer accurate because a different individual or position has responsibility for the overall

operation of the facility, a new authorization satisfying the requirements of Standard Provisions – Reporting V.B.3 above must be submitted to the Regional Water Board and State Water Board prior to or together with any reports, information, or applications, to be signed by an authorized representative [section 122.22(c)].

5. Any person signing a document under Standard Provisions – Reporting V.B.2 or V.B.3 above shall make the following certification:

“I certify under penalty of law that this document and all attachments were prepared under my direction or supervision in accordance with a system designed to assure that qualified personnel properly gather and evaluate the information submitted. Based on my inquiry of the person or persons who manage the system or those persons directly responsible for gathering the information, the information submitted is, to the best of my knowledge and belief, true, accurate, and complete. I am aware that there are significant penalties for submitting false information, including the possibility of fine and imprisonment for knowing violations.” [section 122.22(d)].

C. Monitoring Reports

1. Monitoring results shall be reported at the intervals specified in the Monitoring and Reporting Program (Attachment E) in this Order [section 122.22(l)(4)].
2. Monitoring results must be reported on a Discharge Monitoring Report (DMR) form or forms provided or specified by the Regional Water Board or State Water Board for reporting results of monitoring of sludge use or disposal practices [section 122.41(l)(4)(i)].
3. If the Discharger monitors any pollutant more frequently than required by this Order using test procedures approved under Part 136 or, in the case of sludge use or disposal, approved under Part 136 unless otherwise specified in Part 503, or as specified in this Order, the results of this monitoring shall be included in the calculation and reporting of the data submitted in the DMR or sludge reporting form specified by the Regional Water Board [section 122.41(l)(4)(ii)].
4. Calculations for all limitations, which require averaging of measurements, shall utilize an arithmetic mean unless otherwise specified in this Order [section 122.41(l)(4)(iii)].

D. Compliance Schedules

Reports of compliance or noncompliance with, or any progress reports on, interim and final requirements contained in any compliance schedule of this Order, shall be submitted no later than 14 days following each schedule date [section 122.41(l)(5)].

E. Twenty-Four Hour Reporting

1. The Discharger shall report any noncompliance that may endanger health or the environment. Any information shall be provided orally within 24 hours from the time

the Discharger becomes aware of the circumstances. A written submission shall also be provided within five (5) days of the time the Discharger becomes aware of the circumstances. The written submission shall contain a description of the noncompliance and its cause; the period of noncompliance, including exact dates and times, and if the noncompliance has not been corrected, the anticipated time it is expected to continue; and steps taken or planned to reduce, eliminate, and prevent reoccurrence of the noncompliance [section 122.41(l)(6)(i)].

2. The following shall be included as information that must be reported within 24 hours under this paragraph [section 122.41(l)(6)(ii)]:
 - a. Any unanticipated bypass that exceeds any effluent limitation in this Order [section 122.41(l)(6)(ii)(A)].
 - b. Any upset that exceeds any effluent limitation in this Order [section 122.41(l)(6)(ii)(B)].
3. The Regional Water Board may waive the above-required written report under this provision on a case-by-case basis if an oral report has been received within 24 hours [section 122.41(l)(6)(iii)].

F. Planned Changes

The Discharger shall give notice to the Regional Water Board as soon as possible of any planned physical alterations or additions to the permitted facility. Notice is required under this provision only when [section 122.41(l)(1)]:

1. The alteration or addition to a permitted facility may meet one of the criteria for determining whether a facility is a new source in section 122.29(b) [section 122.41(l)(1)(i)]; or
2. The alteration or addition could significantly change the nature or increase the quantity of pollutants discharged. This notification applies to pollutants that are not subject to effluent limitations in this Order [section 122.41(l)(1)(ii)].

The alteration or addition could significantly change the nature or increase the quantity of pollutants discharged. This notification applies to pollutants that are subject neither to effluent limitations in this Order nor to notification requirements under section 122.42(a)(1) (see Additional Provisions—Notification Levels VII.A.1) [section 122.41(l)(1)(ii)].

G. Anticipated Noncompliance

The Discharger shall give advance notice to the Regional Water Board or State Water Board of any planned changes in the permitted facility or activity that may result in noncompliance with General Order requirements [section 122.41(l)(2)].

H. Other Noncompliance

The Discharger shall report all instances of noncompliance not reported under Standard Provisions – Reporting V.C, V.D, and V.E above at the time monitoring reports are submitted. The reports shall contain the information listed in Standard Provision – Reporting V.E above [section 122.41(l)(7)].

I. Other Information

When the Discharger becomes aware that it failed to submit any relevant facts in a permit application, or submitted incorrect information in a permit application or in any report to the Regional Water Board, State Water Board, or USEPA, the Discharger shall promptly submit such facts or information [section 122.41(l)(8)].

VI. STANDARD PROVISIONS – ENFORCEMENT

- A. The Regional Water Board is authorized to enforce the terms of this permit under several provisions of the Water Code, including, but not limited to, sections 13385, 13386, and 13387.
- B. The CWA provides that any person who violates section 301, 302, 306, 307, 308, 318 or 405 of the Act, or any permit condition or limitation implementing any such sections in a permit issued under section 402, or any requirement imposed in a pretreatment program approved under sections 402(a)(3) or 402(b)(8) of the Act, is subject to a civil penalty not to exceed \$25,000 per day for each violation. The CWA provides that any person who negligently violates sections 301, 302, 306, 307, 308, 318, or 405 of the Act, or any condition or limitation implementing any of such sections in a permit issued under section 402 of the Act, or any requirement imposed in a pretreatment program approved under section 402(a)(3) or 402(b)(8) of the Act, is subject to criminal penalties of \$2,500 to \$25,000 per day of violation, or imprisonment of not more than one (1) year, or both. In the case of a second or subsequent conviction for a negligent violation, a person shall be subject to criminal penalties of not more than \$50,000 per day of violation, or by imprisonment of not more than two (2) years, or both. Any person who knowingly violates such sections, or such conditions or limitations is subject to criminal penalties of \$5,000 to \$50,000 per day of violation, or imprisonment for not more than three (3) years, or both. In the case of a second or subsequent conviction for a knowing violation, a person shall be subject to criminal penalties of not more than \$100,000 per day of violation, or imprisonment of not more than six (6) years, or both. Any person who knowingly violates section 301, 302, 303, 306, 307, 308, 318 or 405 of the Act, or any permit condition or limitation implementing any of such sections in a permit issued under section 402 of the Act, and who knows at that time that he thereby places another person in imminent danger of death or serious bodily injury, shall, upon conviction, be subject to a fine of not more than \$250,000 or imprisonment of not more than 15 years, or both. In the case of a second or subsequent conviction for a knowing endangerment violation, a person shall be subject to a fine of not more than \$500,000 or by imprisonment of not more than 30 years, or both. An organization, as defined in section

309(c)(3)(B)(iii) of the CWA, shall, upon conviction of violating the imminent danger provision, be subject to a fine of not more than \$1,000,000 and can be fined up to \$2,000,000 for second or subsequent convictions [*section 122.41(a)(2)*] [*Water Code sections 13385 and 13387*].

- C. Any person may be assessed an administrative penalty by the Regional Water Board for violating section 301, 302, 306, 307, 308, 318 or 405 of this Act, or any permit condition or limitation implementing any of such sections in a permit issued under section 402 of this Act. Administrative penalties for Class I violations are not to exceed \$10,000 per violation, with the maximum amount of any Class I penalty assessed not to exceed \$25,000. Penalties for Class II violations are not to exceed \$10,000 per day for each day during which the violation continues, with the maximum amount of any Class II penalty not to exceed \$125,000 [*section 122.41(a)(3)*].
- D. The CWA provides that any person who falsifies, tampers with, or knowingly renders inaccurate any monitoring device or method required to be maintained under this permit shall, upon conviction, be punished by a fine of not more than \$10,000, or by imprisonment for not more than 2 years, or both. If a conviction of a person is for a violation committed after a first conviction of such person under this paragraph, punishment is a fine of not more than \$20,000 per day of violation, or by imprisonment of not more than 4 years, or both [*section 122.41(j)(5)*].
- E. The CWA provides that any person who knowingly makes any false statement, representation, or certification in any record or other document submitted or required to be maintained under this Order, including monitoring reports or reports of compliance or noncompliance shall, upon conviction, be punished by a fine of not more than \$10,000 per violation, or by imprisonment for not more than six months per violation, or by both [*section 122.41(k)(2)*].

VII. ADDITIONAL PROVISIONS – NOTIFICATION LEVELS

A. Non-Municipal Facilities

Existing manufacturing, commercial, mining, and silvicultural Dischargers shall notify the Regional Water Board as soon as they know or have reason to believe [*section 122.42(a)*]:

1. That any activity has occurred or will occur that would result in the discharge, on a routine or frequent basis, of any toxic pollutant that is not limited in this Order, if that discharge will exceed the highest of the following "notification levels" [*section 122.42(a)(1)*]:
 - a. 100 micrograms per liter ($\mu\text{g/L}$) [*section 122.42(a)(1)(i)*];
 - b. 200 $\mu\text{g/L}$ for acrolein and acrylonitrile; 500 $\mu\text{g/L}$ for 2,4-dinitrophenol and 2-methyl-4,6-dinitrophenol; and 1 milligram per liter (mg/L) for antimony [*section 122.42(a)(1)(ii)*];

- c. Five (5) times the maximum concentration value reported for that pollutant in the Report of Waste Discharge [section 122.42(a)(1)(iii)]; or
 - d. The level established by the Regional Water Board in accordance with section 122.44(f) [section 122.42(a)(1)(iv)].
2. That any activity has occurred or will occur that would result in the discharge, on a non-routine or infrequent basis, of any toxic pollutant that is not limited in this Order, if that discharge will exceed the highest of the following "notification levels" [section 122.42(a)(2)]:
 - a. 500 micrograms per liter ($\mu\text{g/L}$) [section 122.42(a)(2)(i)];
 - b. 1 milligram per liter (mg/L) for antimony [section 122.42(a)(2)(ii)];
 - c. Ten (10) times the maximum concentration value reported for that pollutant in the Report of Waste Discharge [section 122.42(a)(2)(iii)]; or
 - d. The level established by the Regional Water Board in accordance with section 122.44(f) [section 122.42(a)(2)(iv)].

ATTACHMENT E – MONITORING AND REPORTING PROGRAM (MRP NO. 7497)

Table of Contents

I.	General Monitoring Provisions.....	E-3
II.	Monitoring Locations	E-3
III.	Influent Monitoring Requirements.....	E-3
IV.	Effluent Monitoring Requirements	E-3
	A. Monitoring Location EFF-001.....	E-3
V.	Whole Effluent Toxicity Testing Requirements	E-3
	A. Acute Toxicity	E-3
	B. Chronic Toxicity	E-3
	C. Quality Assurance.....	E-3
	D. Preparation of an Initial Investigation TRE Workplan.....	E-3
	E. Steps in Toxicity Reduction Evaluation (TRE) and Toxicity Identification Evaluation (TIE).....	E-3
	F. Ammonia Removal.....	E-3
	G. Reporting	E-3
VI.	Land Discharge Monitoring Requirements	E-3
VII.	Reclamation Monitoring Requirements.....	E-3
VIII.	Receiving Water Monitoring Requirements – Surface Water and Ground Water	E-3
	A. Monitoring Location RSW-001	E-3
	B. Coyote Creek Flow Monitoring.....	E-3
IX.	Other Monitoring Requirements.....	E-3
	A. Storm Water Monitoring	E-3
	B. Storm Water Pollution Prevention Plan (SWPPP), Best Management Practices Plan (BMP Plan), and Spill Contingency Plan (SCP) Status and Effectiveness Report ...	E-3
X.	Reporting Requirements.....	E-3
	A. General Monitoring and Reporting Requirements.....	E-3
	B. Self Monitoring Reports (SMRs)	E-3
	C. Discharge Monitoring Reports (DMRs)	E-3
	D. Other Reports	E-3

List of Tables

Table E-1.	Monitoring Station Locations.....	E-3
Table E-2.	Effluent Monitoring, Monitoring Location EFF-001	E-3
Table E-3.	Receiving Water Monitoring Requirements	E-3
Table E-4.	Monitoring Periods and Reporting Schedule.....	E-3

ATTACHMENT E – MONITORING AND REPORTING PROGRAM (MRP) NO. 7497

The Code of Federal Regulations section 122.48 requires that all NPDES permits specify monitoring and reporting requirements. Water Code Sections 13267 and 13383 also authorize the Regional Water Quality Control Board (Regional Water Board) to require technical and monitoring reports. This MRP establishes monitoring and reporting requirements, which implement the federal and California regulations.

I. GENERAL MONITORING PROVISIONS

- A. An effluent sampling station shall be established for the point of discharge (Discharge Point 001, latitude 33°53'31" N, longitude 118°04'15" W) and shall be located where representative samples of the treated effluent can be obtained prior to discharge into the storm drain.
- B. Effluent samples shall be taken downstream of any addition to treatment works and prior to mixing with the receiving waters.
- C. The Regional Water Board shall be notified in writing of any change in the sampling stations once established or in the methods for determining the quantities of pollutants in the individual waste streams.
- D. Pollutants shall be analyzed using the analytical methods described in sections 136.3, 136.4, and 136.5 (revised March 12, 2007); or, where no methods are specified for a given pollutant, by methods approved by this Regional Water Board or the State Water Board. Laboratories analyzing effluent samples and receiving water samples shall be certified by the California Department of Public Health Environmental Laboratory Accreditation Program (ELAP) or approved by the Executive Officer and must include quality assurance/quality control (QA/QC) data in their reports. A copy of the laboratory certification shall be provided each time a new certification and/or renewal of the certification is obtained from ELAP.
- E. For any analyses performed for which no procedure is specified in the United States Environmental Protection Agency (USEPA) guidelines or in the MRP, the constituent or parameter analyzed and the method or procedure used must be specified in the monitoring report.
- F. Each monitoring report must affirm in writing that "all analyses were conducted at a laboratory certified for such analyses by the Department of Public Health or approved by the Executive Officer and in accordance with current USEPA guideline procedures or as specified in this MRP".
- G. The monitoring reports shall specify the analytical method used, the Method Detection Limit (MDL), and the Minimum Level (ML) for each pollutant. For the purpose of reporting compliance with numerical limitations, performance goals, and receiving water limitations, analytical data shall be reported by one of the following methods, as appropriate:

1. An actual numerical value for sample results greater than or equal to the ML; or
2. “Detected, but Not Quantified (DNQ)” if results are greater than or equal to the laboratory’s MDL but less than the ML; or,
3. “Not-Detected (ND)” for sample results less than the laboratory’s MDL with the MDL indicated for the analytical method used.

Analytical data reported as “less than” for the purpose of reporting compliance with permit limitations shall be the same or lower than the permit limit(s) established for the given parameter.

Current MLs (Attachment H) are those published by the State Water Board in the Policy for the Implementation of Toxics Standards for Inland Surface Waters, Enclosed Bays, and Estuaries of California, February 24, 2005.

- H. Where possible, the MLs employed for effluent analyses shall be lower than the permit limitations established for a given parameter. If the ML value is not below the effluent limitation, then the lowest ML value and its associated analytical method shall be selected for compliance purposes. At least once a year, the Discharger shall submit a list of the analytical methods employed for each test and associated laboratory QA/QC procedures.

The Regional Water Board, in consultation with the State Water Board Quality Assurance Program, shall establish a ML that is not contained in Attachment H to be included in the Discharger’s permit in any of the following situations:

1. When the pollutant under consideration is not included in Attachment H;
2. When the Discharger and Regional Water Board agree to include in the permit a test method that is more sensitive than that specified in 40 CFR Part 136 (revised March 12, 2007);
3. When the Discharger agrees to use an ML that is lower than that listed in Attachment H;
4. When the Discharger demonstrates that the calibration standard matrix is sufficiently different from that used to establish the ML in Attachment H, and proposes an appropriate ML for their matrix; or,
5. When the Discharger uses a method whose quantification practices are not consistent with the definition of an ML. Examples of such methods are the USEPA-approved method 1613 for dioxins and furans, method 1624 for volatile organic substances, and method 1625 for semi-volatile organic substances. In such cases, the Discharger, the Regional Water Board, and the State Water Board shall agree

on a lowest quantifiable limit and that limit will substitute for the ML for reporting and compliance determination purposes.

- I. Water/wastewater samples must be analyzed within allowable holding time limits as specified in Section 136.3. All QA/QC items must be run on the same dates the samples were actually analyzed, and the results shall be reported in the Regional Water Board format, when it becomes available, and submitted with the laboratory reports. Proper chain of custody procedures must be followed, and a copy of the chain of custody shall be submitted with the report.
- J. All analyses shall be accompanied by the chain of custody, including but not limited to data and time of sampling, sample identification, and name of person who performed sampling, date of analysis, name of person who performed analysis, QA/QC data, method detection limits, analytical methods, copy of laboratory certification, and a perjury statement executed by the person responsible for the laboratory.
- K. The Discharger shall calibrate and perform maintenance procedures on all monitoring instruments and to insure accuracy of measurements, or shall insure that both equipment activities will be conducted.
- L. The Discharger shall have, and implement, an acceptable written quality assurance (QA) plan for laboratory analyses. The annual monitoring report required in Section X.D shall also summarize the QA activities for the previous year. Duplicate chemical analyses must be conducted on a minimum of ten percent (10%) of the samples, or at least one sample per sampling period, whichever is greater. A similar frequency shall be maintained for analyzing spiked samples.
- M. When requested by the Regional Water Board or USEPA, the Discharger will participate in the NPDES discharge monitoring report QA performance study. The Discharger must have a success rate equal to or greater than 80%.
- N. For parameters that both average monthly and daily maximum limits are specified and the monitoring frequency is less than four times a month, the following shall apply. If an analytical result is greater than the average monthly limit, the Discharger shall collect four additional samples at approximately equal intervals during the month, until compliance with the average monthly limit has been demonstrated. All five analytical results shall be reported in the monitoring report for that month, or 45 days after results for the additional samples were received, whichever is later. In the event of noncompliance with an average monthly effluent limitation, the sampling frequency for that constituent shall be increased to weekly and shall continue at this level until compliance with the average monthly effluent limitation has been demonstrated. The Discharger shall provide for the approval of the Executive Officer a program to ensure future compliance with the average monthly limit.
- O. In the event wastes are transported to a different disposal site during the report period, the following shall be reported in the monitoring report:

1. Types of wastes and quantity of each type;
2. Name and address for each hauler of wastes (or method of transport if other than by hauling); and
3. Location of the final point(s) of disposal for each type of waste.

If no wastes are transported off-site during the reporting period, a statement to that effect shall be submitted.

- P. Each monitoring report shall state whether or not there was any change in the discharge as described in the Order during the reporting period.
- Q. Laboratories analyzing monitoring samples shall be certified by the Department of Health Services, in accordance with the provision of Water Code section 13176, and must include quality assurance/quality control data with their reports.

II. MONITORING LOCATIONS

The Discharger shall establish the following monitoring locations to demonstrate compliance with the effluent limitations, discharge specifications, and other requirements in this Order:

Table E-1. Monitoring Station Locations

Discharge Point Name	Monitoring Location Name	Monitoring Location Description (include Latitude and Longitude when available)
001	EFF-001	Effluent monitoring for Discharge Point 001 shall be conducted where representative treated effluent samples can be obtained prior to discharge at 33°53'31" N and 118°04'15" W.
--	RSW-001	Upstream receiving water monitoring of Coyote Creek shall be conducted 50 feet upstream of the discharge point into Coyote Creek.

III. INFLUENT MONITORING REQUIREMENTS

Not Applicable

IV. EFFLUENT MONITORING REQUIREMENTS

A. Monitoring Location EFF-001

1. The Discharger shall monitor treated storm water commingled with ground water and condensate from the catalytic oxidizer at EFF-001 as follows.

Table E-2. Effluent Monitoring, Monitoring Location EFF-001

Parameter	Units	Sample Type	Minimum Sampling Frequency	Required Analytical Test Method and (Minimum Level, units), respectively
Conventional Pollutants				
pH	s.u.	Grab	1/Quarter	1
Temperature	°F	Grab	1/Month	1
Flow	gal/day	Meter	Daily	1
Biochemical Oxygen Demand (BOD) (5-day @ 20 deg. C)	mg/L	Grab	1/Year	1
Non-Conventional Pollutants				
Methyl Ethyl Ketone (MEK)	µg/L	Grab	1/Quarter ³	1
Methyl Tertiary-Butyl Ether	µg/L	Grab	1/Month	1
Nitrate + Nitrite (as N)	mg/L	Grab	1/Year	1
Oil and Grease	mg/L	Grab	1/Month	1
Settleable Solids	ml/L	Grab	1/Month	1
Sulfides	mg/L	Grab	1/Year	1
Turbidity	NTU	Grab	1/Quarter	1
Total Suspended Solids	mg/L	Grab	1/Month	1
Ammonia Nitrogen, Total (as N)	mg/L	Grab	1/Quarter	1
Diisopropyl Ether (DIPE)	µg/L	Grab	1/Quarter ³	1
Methylene Blue Active Substances (MBAS)	µg/L	Grab	1/Quarter ³	1
Tert-Amyl-Methyl Ether (TAME)	µg/L	Grab	1/Quarter ³	1

Parameter	Units	Sample Type	Minimum Sampling Frequency	Required Analytical Test Method and (Minimum Level, units), respectively
Tert-Butyl Alcohol (TBA)	µg/L	Grab	1/Month	1
Total Petroleum Hydrocarbons (TPH) as Gasoline (C ₄ -C ₁₂)	µg/L	Grab	1/Month	EPA Method 503 or 8015b
TPH as Diesel (C ₁₃ -C ₂₂)	µg/L	Grab	1/Month	EPA Method 503.1, 8015b, or 8270
TPH as Oil (C ₂₃₊)	µg/L	Grab	1/Month	EPA Method 503.1, 8015b, or 8270
Xylenes, Total	µg/L	Grab	1/Month	1
Acute Toxicity	% Survival	Grab	1/Year	2
Chronic Toxicity	TU _C	Grab	1/Year	2
Priority Pollutants				
Chromium (VI)	µg/L	Grab	1/Month	1
Copper, Total Recoverable	µg/L	Grab	1/Month	1
Lead, Total Recoverable	µg/L	Grab	1/Month	1
Mercury, Total Recoverable	µg/L	Grab	1/Month	1
Selenium, Total Recoverable	µg/L	Grab	1/Month	1
Thallium, Total Recoverable	µg/L	Grab	1/Month	1
Zinc, Total Recoverable	µg/L	Grab	1/Month	1
Benzene	µg/L	Grab	1/Month	1
1,1-Dichloroethane	µg/L	Grab	1/Month	1
1,2-Dichloroethane	µg/L	Grab	1/Month	1
Ethylbenzene	µg/L	Grab	1/Month	1
Toluene	µg/L	Grab	1/Month	1
Phenol	µg/L	Grab	1/Month	1
Remaining Priority Pollutants ⁴	µg/L	Grab	1/Quarter ³	1
TCDD Equivalents ⁵	µg/L	Grab	1/Year	1

¹ Pollutants shall be analyzed using the analytical methods described in 40 CFR Part 136; for priority pollutants the methods must meet the lowest MLs specified in Attachment 4 of the SIP, where no methods are specified for a given pollutant, by methods approved by this Regional Water Board or the State Water Board. If more than one analytical test method is listed for a given parameter, the Discharger must select from the listed methods and corresponding Minimum Level.

² Refer to section V., Whole Effluent Toxicity Testing Requirements

³ Effluent monitoring shall occur quarterly for the first two years after the Order is adopted. After the first two years, effluent shall be monitored at a frequency of 1/year.

- 4 Priority Pollutants as defined by the California Toxics Rule (CTR) defined in Finding II.I of the Limitations and Discharge Requirements of this Order, and included in Attachment I.
- 5 The Discharger must monitor the receiving water for the presence of the 17 congeners of 2,3,7,8-TCDD listed below, once over the term of the permit, as early as practical (i.e., discharge occurs). To determining compliance with effluent limits or to conduct a Reasonable Potential Analysis, this Order requires the Discharger to calculate and report dioxin-toxicity equivalencies (TEQs) using the following formula, where the toxicity equivalency factors (TEFs) and bioaccumulation equivalency factor (BEFs), are listed in the table below:

$$\text{Dioxin-TEQ} = \sum(C_x \times \text{TEF}_x \times \text{BEF}_x)$$

where:

C_x = concentration of, dioxin or furan congener x

TEF_x = TEF for congener x

BEF_x = BEF for congener x

Toxicity Equivalency Factors and Bioaccumulation Equivalency Factors

Congeners	Toxicity Equivalence Factor (TEF)	Bioaccumulation Equivalency Factor (BEF)
2,3,7,8 - tetra CDD	1.0	1.0
1,2,3,7,8 - penta CDD	1.0	0.9
1,2,3,4,7,8 - hexa CDD	0.1	0.3
1,2,3,6,7,8 - hexa CDD	0.1	0.1
1,2,3,7,8,9 - hexa CDD	0.1	0.1
1,2,3,4,6,7,8 - hepta CDD	0.01	0.05
Octa CDD	0.0001	0.01
2,3,7,8 - tetra CDF	0.1	0.8
1,2,3,7,8 - penta CDF	0.05	0.2
2,3,4,7,8 - penta CDF	0.5	1.6
1,2,3,4,7,8 - hexa CDF	0.1	0.08
1,2,3,6,7,8 - hexa CDF	0.1	0.2
1,2,3,7,8,9 - hexa CDF	0.1	0.6
2,3,4,6,7,8 - hexa CDF	0.1	0.7
1,2,3,4,6,7,8 - hepta CDFs	0.01	0.01
1,2,3,4,7,8,9 - hepta CDFs	0.01	0.4
Octa CDF	0.0001	0.02

V. WHOLE EFFLUENT TOXICITY TESTING REQUIREMENTS

A. Acute Toxicity

1. Definition of Acute Toxicity.

Acute toxicity is a measure of primarily lethal effects that occur over a 96-hour period. Acute toxicity shall be measured in percent survival measured in undiluted (100%) effluent.

- a. The average survival in the undiluted effluent for any three (3) consecutive 96-hour static or continuous flow bioassay tests shall be at least 90%, and
- b. No single test shall produce less than 70% survival.

2. Acute Toxicity Effluent Monitoring Program

- a. Method. The Discharger shall conduct acute toxicity tests on 24-hour composite 100% effluent, generally by methods specified in 40 CFR Part 136 which cites USEPA's *Methods for Measuring the Acute Toxicity of Effluents and Receiving Waters to Freshwater and Marine Organisms*, Fifth Edition, October 2002, USEPA, Office of Water, Washington D.C. (EPA/821/R-02/012) or a more recent edition to ensure compliance. Effluent samples shall be collected after all treatment processes and before discharge to the receiving water.
- b. Test Species. The fathead minnow, *Pimephales promelas* (Acute Toxicity Test Method 2000.0), shall be used as the test species for fresh water discharges and the topsmelt, *Atherinops affinis*, shall be used as the test species for brackish effluent. However, if the salinity of the receiving water is between 1 to 32 parts per thousand (ppt), the Discharger may have the option of using the inland silverside, *Menidia beryllina* (Acute Toxicity Test Method 2006.0), instead of the topsmelt. The method for topsmelt (Larval Survival and Growth Test Method 1006.0) is found in USEPA's *Short-term Methods for Estimating the Chronic Toxicity of Effluent and Receiving Waters to West Coast Marine and Estuarine Organisms, First Edition, August 1995* (EPA/600/R-95/136).
- c. Alternate Reporting. For the acute toxicity testing with topsmelt, the Discharger may elect to report the results or endpoint from the first 96 hours of the chronic toxicity test as the results of the acute toxicity test, using USEPA's August 1995 method (EPA/600/R-95/136) to conduct the chronic toxicity test.
- d. Acute Toxicity Accelerated Monitoring. If either of the above requirements (sections 1.a and 1.b) is not met, the Discharger shall conduct six additional tests, approximately every two weeks, over a 12-week period. The Discharger shall ensure that they receive results of a failing toxicity test within 24 hours of the close of the test and the additional tests shall begin within 5 business days of

the receipt of the result. If the additional tests indicate compliance with the toxicity limitation, the Discharger may resume regular testing.

- e. Toxicity Identification Evaluation (TIE).
 - i. If the results of any two of the six accelerated tests are less than 90% survival, then the Discharger shall immediately begin a Toxicity Identification Evaluation (TIE) and implement the Initial Investigation Toxicity Reduction Evaluation (TRE) workplan. The TIE shall include all reasonable steps to identify the sources of toxicity. Once the sources are identified, the Discharger shall take all reasonable steps to reduce toxicity to meet the objective.
 - ii. If the initial test and any of the additional six acute toxicity bioassay tests results are less than 70% survival, the Discharger shall immediately begin a Toxicity Identification Evaluation (TIE) and implement Initial Investigation Toxicity Reduction Evaluation (TRE) workplan. Once the sources are identified the Discharger shall take all reasonable steps to reduce toxicity to meet the requirements.

B. Chronic Toxicity.

1. Definition of Chronic Toxicity.

Chronic toxicity measures a sublethal effect (e.g., reduced growth, reproduction) to experimental test organisms exposed to an effluent or ambient waters compared to that of the control organisms. Chronic toxicity shall be measured in TU_c , where $TU_c = 100/NOEC$. The No Observable Effect Concentration (NOEC) is expressed as the maximum percent effluent concentration that causes no observable effect on test organisms, as determined by the results of a critical life stage toxicity test.

This Order includes a chronic toxicity trigger defined as an exceedance of 1.0 TU_c in a critical life stage test for 100% effluent. (The monthly median for chronic toxicity of 100% effluent shall not exceed, 1 TU_c in a critical life stage test.)

2. Chronic Toxicity Effluent Monitoring Program

a. Test Species and Methods:

- i. The Discharger shall conduct critical life stage chronic toxicity tests on 24-hour composite 100% effluent samples. For freshwater discharge, the Discharger shall conduct the chronic toxicity test in accordance with USEPA's *Short Term Methods for Estimating the Chronic Toxicity of Effluents and Receiving Waters to Freshwater Organisms*, Fourth Edition, October 2002 (EPA/821/R-02/013) or a more recent edition. For brackish effluent, the Discharger shall conduct the chronic toxicity test in accordance with USEPA's *Short-term Methods for Estimating the Chronic Toxicity of Effluent and Receiving Waters to West Coast Marine and Estuarine Organisms*, First

Edition, August 1995 (EPA/600/R-95/136) or Short Term Methods for Estimating the Chronic Toxicity of Effluents and Receiving Waters to Marine and Estuarine Organisms, Third Edition, October 2002, (EPA/821/R-02/014), or a more recent edition.

- ii. The Discharger shall conduct tests as follows: with a vertebrate, an invertebrate, and a plant for the first three suites of tests. After the screening period, monitoring shall be conducted using the most sensitive species.
 - iii. The Discharger shall conduct the first chronic toxicity test screening for three consecutive months in the first required chronic toxicity testing. Re-screening is required every 4 years. The Discharger shall rescreen with the three species listed above and continue to monitor with the most sensitive species. If the first suite of re-screening tests demonstrates that the same species is the most sensitive then re-screening does not need to include more than one suite of tests. If a different species is the most sensitive or if there is ambiguity then the Discharger shall proceed with suites of screening tests for a minimum of three, but not to exceed five suites.
 - iv. In brackish waters, the presence of chronic toxicity may be estimated as specified using West Coast marine organisms according to USEPA's *Short-Term Methods for Estimating Chronic Toxicity of Effluent and Receiving Waters to West Coast Marine and Estuarine Organisms, August 1995 (EPA/600/R-95/136)*, or a more recent edition.
 - v. After the screening period, monitoring shall be conducted annually using the most sensitive species.
 - vi. Effluent samples shall be collected after all treatment processes and before discharge to the receiving water.
- b. Chronic Toxicity Accelerated Monitoring.

If the chronic toxicity of the effluent exceeds the monthly trigger median of 1.0 TU_c, the Discharger shall conduct six additional tests, approximately every two weeks, over a 12-week period. The Discharger shall ensure that they receive results of a failing chronic toxicity test within 24 hours of the completion of the test and the additional tests shall begin within 5 business days of the receipt of the result.

- i. If any three out of the initial test and the six additional tests results exceed 1.0 TU_c, the Discharger shall immediately implement the Initial Investigation TRE workplan.
- ii. If implementation of the initial investigation TRE workplan indicates the source of toxicity (e.g., a temporary plant upset, etc.), then the Discharger shall return to the normal sampling frequency required in this MRP.

- iii. If all of the six additional tests required above do not exceed 1 TU_c, then the Discharger may return to the normal sampling frequency.
- iv. If a TRE/TIE is initiated prior to completion of the accelerated testing schedule required, then the accelerated testing schedule may be terminated, or used as necessary in performing the TRE/TIE, as determined by the Executive Officer.

C. Quality Assurance

1. Concurrent testing with a reference toxicant shall be conducted. Reference toxicant tests shall be conducted using the same test conditions as the effluent toxicity tests (e.g., same test duration, etc).
2. If either the reference toxicant test or effluent test does not meet all test acceptability criteria (TAC) as specified in the test methods manuals (EPA/600/4-91/002 and/or EPA/821-R-02-014), then the Discharger must re-sample and re-test at the earliest time possible.
3. Control and dilution water should be receiving water (if non-toxic) or laboratory water, as appropriate, as described in the manual. If the dilution water used is different from the water the test species are grown in (culture water), a second control using culture water shall be used.

D. Preparation of an Initial Investigation TRE Workplan

The Discharger shall prepare and submit a copy of the Discharger's initial investigation Toxicity Reduction Evaluation (TRE) workplan to the Executive Officer of the Regional Water Board for approval within **90 days** of the effective date of this permit. If the Executive Officer does not disapprove the workplan within 60 days, the workplan shall become effective. The Discharger shall use USEPA manuals EPA/600/2-88/070 (industrial) or EPA/833B-99/002 (municipal) as guidance. This workplan shall describe the steps the Discharger intends to follow if toxicity is detected, and should include, at a minimum:

1. A description of the investigation and evaluation techniques that will be used to identify potential causes and sources of toxicity, effluent variability, and treatment system efficiency.
2. A description of the facility's methods of maximizing in-house treatment efficiency and good housekeeping practices, and a list of all chemicals used in the operation of the facility; and,
3. If a toxicity identification evaluation (TIE) is necessary, an indication of the person who would conduct the TIEs (i.e., an in-house expert or an outside contractor). See MRP Section V.E.3. for guidance manuals.

E. Steps in Toxicity Reduction Evaluation (TRE) and Toxicity Identification Evaluation (TIE)

1. If results of the implementation of the facility's initial investigation TRE workplan indicate the need to continue the TRE/TIE, the Discharger shall expeditiously develop a more detailed TRE workplan for submittal to the Executive Officer within 30 days of completion of the initial investigation TRE. The detailed workplan shall include, but not be limited to:
 - a. Further actions to investigate and identify the cause of toxicity;
 - b. Actions the Discharger will take to mitigate the impact of the discharge and prevent the recurrence of toxicity; and
 - c. A schedule for these actions.
2. The following section summarizes the stepwise approach used in conducting the TRE:
 - a. Step 1 includes basic data collection. Data collected for the accelerated monitoring requirements may be used to conduct the TRE;
 - b. Step 2 evaluates optimization of the treatment system operation, facility housekeeping, and selection and use of in-plant process chemicals;
 - c. If Steps 1 and 2 are unsuccessful, Step 3 implements a Toxicity Identification Evaluation (TIE) and employment of all reasonable efforts using currently available TIE methodologies. The objective of the TIE shall be to identify the substance or combination of substances causing the observed toxicity;
 - d. Assuming successful identification or characterization of the toxicant(s), Step 4 evaluates final effluent treatment options;
 - e. Step 5 evaluates in-plant treatment options; and
 - f. Step 6 consists of confirmation once a toxicity control method has been implemented.

Many recommended TRE elements parallel source control, pollution prevention, and storm water control program best management practices (BMPs). To prevent duplication of efforts, evidence of compliance with those requirements may be sufficient to comply with TRE requirements. By requiring the first steps of a TRE to be accelerated testing and review of the facility's TRE workplan, a TRE may be ended in its early stages. All reasonable steps shall be taken to reduce toxicity to the required level. The TRE may be ended at any stage if monitoring indicates there are no longer toxicity (or six consecutive chronic toxicity test results are less than or equal to 1.0 TU_c or six consecutive acute toxicity test results are greater than 90% survival).

3. The Discharger shall initiate a TIE as part of the TRE process to identify the cause(s) of toxicity. The Discharger shall use the USEPA acute manual, chronic manual, EPA/600/6-91/005F (Phase I)/EPA/600/R-96-054 (for marine), EPA/600/R-92/080 (Phase II), and EPA-600/R-92/081 (Phase III), as guidance.
4. If a TRE/TIE is initiated prior to completion of the accelerated testing required in Section V.A.2.d and V.B.2.b. of this program, then the accelerated testing schedule may be terminated, or used as necessary in performing the TRE/TIE, as determined by the Executive Officer .
5. Toxicity tests conducted as part of a TRE/TIE may also be used for compliance determination, if appropriate.
6. The Regional Water Board recognizes that toxicity may be episodic and identification of causes of and reduction of sources of toxicity may not be successful in all cases. Consideration of enforcement action by the Board will be based, in part, on the Discharger's actions and efforts to identify and control or reduce sources of consistent toxicity.

F. Ammonia Removal

1. Except with prior approval from the Executive Officer of the Regional Water Board, ammonia shall not be removed from bioassay samples. The Discharger must demonstrate the effluent toxicity is caused by ammonia *because of* increasing test pH when conducting the toxicity test. It is important to distinguish the potential toxic effects of ammonia from other pH sensitive chemicals, such as certain heavy metals, sulfide, and cyanide. The following may be steps to demonstrate that the toxicity is caused by ammonia and not other toxicants before the Executive Officer would allow for control of pH in the test.
 - a. There is consistent toxicity in the effluent and the maximum pH in the toxicity test is in the range to cause toxicity due to increased pH.
 - b. Chronic ammonia concentrations in the effluent are greater than 4 mg/L total ammonia.
 - c. Conduct graduated pH tests as specified in the toxicity identification evaluation methods. For example, mortality should be higher at pH 8 and lower at pH 6.
 - d. Treat the effluent with a zeolite column to remove ammonia. Mortality in the zeolite treated effluent should be lower than the non-zeolite treated effluent. Then add ammonia back to the zeolite-treated samples to confirm toxicity due to ammonia.
2. When it has been demonstrated that toxicity is due to ammonia because of increasing test pH, pH may be controlled using appropriate procedures which do not significantly alter the nature of the effluent, after submitting a written request to the

Regional Water Board, and receiving written permission expressing approval from the Executive Officer of the Regional Water Board.

G. Reporting

The Discharger shall submit a full report of the toxicity test results, including any accelerated testing conducted during the month as required by this permit. Test results shall be reported as % survival for acute toxicity test results and as TU_c for chronic toxicity test results with the self monitoring reports (SMR) for the month in which the test is conducted. If an initial investigation indicates the source of toxicity and accelerated testing is unnecessary, then those results also shall be submitted with the SMR for the period in which the Investigation occurred.

If an initial investigation indicates the source of toxicity and accelerated testing is unnecessary, pursuant to Sections V.A.2.d. and V.B.2.b., then those results also shall be submitted with the SMR for the period in which the investigation occurred.

1. The full report shall be submitted on or before the end of the month in which the SMR is submitted.
2. The full report shall consist of (1) the results; (2) the dates of sample collection and initiation of each toxicity test; (3) the acute toxicity average limit or chronic toxicity limit or trigger and (4) printout of the ToxCalc or CETIS (Comprehensive Environmental Toxicity Information System) program results.
3. Test results for toxicity tests also shall be reported according to the appropriate manual chapter on Report Preparation and shall be attached to the SMR. Routine reporting shall include, at a minimum, as applicable, for each test:
 - a. Sample date(s);
 - b. Test initiation date;
 - c. Test species;
 - d. End point values for each dilution (e.g., number of young, growth rate, percent survival);
 - e. LC_{50} value(s) in percent effluent;
 - f. TU_a values $\left(TU_a = \frac{100}{LC_{50}} \right)$;
 - g. NOEC value(s) in percent effluent;
 - h. IC_{15} , IC_{25} , IC_{40} and IC_{50} values in percent effluent;

- i. TU_c values $\left(TU_c = \frac{100}{NOEC}\right)$;
 - j. Mean percent mortality (+standard deviation) after 96 hours in 100% effluent (if applicable);
 - k. NOEC and LOEC (Lowest Observable Effect Concentration) values for reference toxicant test(s);
 - l. IC_{25} value for reference toxicant test(s);
 - m. Any applicable charts; and
 - n. Available water quality measurements for each test (e.g., pH, D.O., temperature, conductivity, hardness, salinity, ammonia).
4. The Discharger shall provide a compliance summary, which includes a summary table of toxicity data from all samples collected during that year.
 5. The Discharger shall notify by telephone or electronically, this Regional Water Board of any toxicity exceedance of the limit or trigger within 24 hours of receipt of the results followed by a written report within 14 calendar days of receipt of the results. The verbal or electronic notification shall include the exceedance and the plan the Discharger has taken or will take to investigate and correct the cause(s) of toxicity. It may also include a status report on any actions required by the permit, with a schedule for actions not yet completed. If no actions have been taken, the reasons shall be given.

VI. LAND DISCHARGE MONITORING REQUIREMENTS

Not Applicable

VII. RECLAMATION MONITORING REQUIREMENTS

Not Applicable

VIII. RECEIVING WATER MONITORING REQUIREMENTS – SURFACE WATER AND GROUND WATER

A. Monitoring Location RSW-001

1. The Discharger shall monitor Coyote Creek at RSW-001 as follows:

Table E-3. Receiving Water Monitoring Requirements

Parameter	Units	Sample Type	Minimum Sampling Frequency	Required Analytical Test Method
pH	s.u,	Grab	1/Year	1
Hardness (as CaCO ₃)	mg/L	Grab	1/Year	1
Temperature	°F	Grab	1/Year	1
CTR Priority Pollutants ²	µg/L	Grab	1/Year	1
TCDD Equivalents ³	µg/L	Grab	1/Year	1

1. Pollutants shall be analyzed using the analytical methods described in 40 CFR Part 136; for priority pollutants the methods must meet the lowest MLs specified in Attachment 4 of the SIP, where no methods are specified for a given pollutant, by methods approved by this Regional Water Board or the State Water Board. If more than one analytical test method is listed for a given parameter, the Discharger must select from the listed methods and corresponding Minimum Level.
2. Priority Pollutants as defined by the California Toxics Rule (CTR) and included in Attachment I of this Order.
3. The Discharger must monitor the receiving water for the presence of the 17 congeners of 2,3,7,8-TCDD listed below, once over the term of the permit, as early as practical (i.e., discharge occurs). To determining compliance with effluent limits or to conduct a Reasonable Potential Analysis, this Order requires the Discharger to calculate and report dioxin-toxicity equivalencies (TEQs) using the following formula, where the toxicity equivalency factors (TEFs) and bioaccumulation equivalency factors (BEFs) are listed in the Table below:

$$\text{Dioxin-TEQ} = \sum(C_x \times \text{TEF}_x \times \text{BEF}_x)$$

where:

C_x = concentration of,dioxin or furan congener x

TEF_x = TEF for congener x

BEF_x = BEF for congener x

Toxicity Equivalency Factors and Bioaccumulation Equivalency Factors

Congeners	Toxicity Equivalence Factor (TEF)	Bioaccumulation Equivalency Factor (BEF)
2,3,7,8 - tetra CDD	1.0	1.0
1,2,3,7,8 - penta CDD	1.0	0.9
1,2,3,4,7,8 - hexa CDD	0.1	0.3
1,2,3,6,7,8 - hexa CDD	0.1	0.1
1,2,3,7,8,9 - hexa CDD	0.1	0.1
1,2,3,4,6,7,8 - hepta CDD	0.01	0.05
Octa CDD	0.0001	0.01
2,3,7,8 - tetra CDF	0.1	0.8
1,2,3,7,8 - penta CDF	0.05	0.2
2,3,4,7,8 - penta CDF	0.5	1.6
1,2,3,4,7,8 - hexa CDF	0.1	0.08
1,2,3,6,7,8 - hexa CDF	0.1	0.2

Congeners	Toxicity Equivalence Factor (TEF)	Bioaccumulation Equivalency Factor (BEF)
1,2,3,7,8,9 - hexa CDF	0.1	0.6
2,3,4,6,7,8 - hexa CDF	0.1	0.7
1,2,3,4,6,7,8 - hepta CDFs	0.01	0.01
1,2,3,4,7,8,9 - hepta CDFs	0.01	0.4
Octa CDF	0.0001	0.02

B. Coyote Creek Flow Monitoring

In addition to the receiving water monitoring requirements in section VIII.A and VIII.B, the Discharger shall either monitor or use stream flow data from the Los Angeles County Department of Public Works (LACDPW) to report with each SMR the days each month when the flow in Coyote Creek was equal to or exceeded 156 cfs. The flow shall be measured at the LACDPW gauging station F354-R. This data shall be used to determine wet-weather and dry-weather conditions for compliance with the effluent limitations set forth in the proposed Order.

IX. OTHER MONITORING REQUIREMENTS

A. Storm Water Monitoring

Storm water collected goes through the wastewater treatment system and is included in the effluent monitoring during rain events.

B. Storm Water Pollution Prevention Plan (SWPPP), Best Management Practices Plan (BMP Plan), and Spill Contingency Plan (SCP) Status and Effectiveness Report

1. As required under Special Provision VI.C.3 of this Order, the Discharger shall submit an updated, SWPPP, BMPP, and SCP to the Executive Officer of the Regional Water Board **within 90 days** of the effective date of this permit.
2. Annually the Discharger shall report the status of the implementation and the effectiveness of the SWPPP, BMPP, and SCP, as required under Special Provision VI.C.3.iv of this Order. The SWPPP, BMPP, and SCP Status shall be reviewed at a minimum once per year and updated as needed to ensure all actual or potential sources of pollutants in wastewater and storm water discharged from the facility are addressed in the SWPPP, BMPP, and SCP Status. All changes or revisions to the SWPPP, BMPP, and SCP Status will be summarized in the quarterly report required submitted on February 15 under Section X.B.

X. REPORTING REQUIREMENTS

A. General Monitoring and Reporting Requirements

1. The Discharger shall comply with all Standard Provisions (Attachment D) related to monitoring, reporting, and recordkeeping.
2. If there is no discharge during any reporting period, the report shall so state.
3. Each monitoring report shall contain a separate section titled "Summary of Non-Compliance" which discusses the compliance record and corrective actions taken or planned that may be needed to bring the discharge into full compliance with waste discharge requirements. This section shall clearly list all non-compliance with waste discharge requirements, as well as all excursions of effluent limitations.
4. The Discharger shall inform the Regional Water Board well in advance of any proposed construction activity that could potentially affect compliance with applicable requirements.
5. The Discharger shall report the results of acute and chronic toxicity testing, TRE and TIE as required in the Attachment E, Monitoring and Reporting, section V.

B. Self Monitoring Reports (SMRs)

1. At any time during the term of this permit, the State or Regional Water Board may notify the Discharger to electronically submit Self-Monitoring Reports (SMRs) using the State Water Board's California Integrated Water Quality System (CIWQS) Program Web site (<http://www.waterboards.ca.gov/ciwqs/index.html>). Until such notification is given, the Discharger shall submit hard copy SMRs. The CIWQS Web site will provide additional directions for SMR submittal in the event there will be service interruption for electronic submittal.
2. The Discharger shall report in the SMR the results for all monitoring specified in this MRP under sections III through IX. The Discharger shall submit quarterly and annual SMRs including the results of all required monitoring using USEPA-approved test methods or other test methods specified in this Order. If the Discharger monitors any pollutant more frequently than required by this Order, the results of this monitoring shall be included in the calculations and reporting of the data submitted in the SMR.
3. Monitoring periods and reporting for all required monitoring shall be completed according to the following schedule:

Table E-4. Monitoring Periods and Reporting Schedule

Sampling Frequency	Monitoring Period Begins On...	Monitoring Period	SMR Due Date
1/Week	July 2, 2011	Midnight 11:59 pm Sunday through 11:59 pm Saturday	Submit with quarterly SMR
1/Month	July 2, 2011	1 st day of calendar month through last day of calendar month	Submit with quarterly SMR
1/Quarter	July 2, 2011	January 1 through March 31 April 1 through June 30 July 1 through Sept.30 October 1 through Dec. 31	May 15 August 15 November 15 February 15
1/Year	July 2, 2011	January 1 through Dec. 31	Submit with quarterly SMR

4. Reporting Protocols. The Discharger shall report with each sample result the applicable reported Minimum Level (ML) and the current Method Detection Limit (MDL), as determined by the procedure in Part 136.
5. The Discharger shall report the results of analytical determinations for the presence of chemical constituents in a sample using the following reporting protocols:
 - a. Sample results greater than or equal to the reported ML shall be reported as measured by the laboratory (i.e., the measured chemical concentration in the sample).
 - b. Sample results less than the RL, but greater than or equal to the laboratory’s MDL, shall be reported as “Detected, but Not Quantified,” or DNQ. The estimated chemical concentration of the sample shall also be reported.

For the purposes of data collection, the laboratory shall write the estimated chemical concentration next to DNQ as well as the words “Estimated Concentration” (may be shortened to “Est. Conc.”). The laboratory may, if such information is available, include numerical estimates of the data quality for the reported result. Numerical estimates of data quality may be percent accuracy (+ a percentage of the reported value), numerical ranges (low to high), or any other means considered appropriate by the laboratory.

- c. Sample results less than the laboratory’s MDL shall be reported as “Not Detected,” or ND.
- d. Dischargers are to instruct laboratories to establish calibration standards so that the ML value (or its equivalent if there is differential treatment of samples relative to calibration standards) is the lowest calibration standard. At no time is the Discharger to use analytical data derived from extrapolation beyond the lowest point of the calibration curve.

6. Compliance Determination. Compliance with effluent limitations for priority pollutants shall be determined using sample reporting protocols defined above and Attachment A of this Order. For purposes of reporting and administrative enforcement by the Regional and State Water Boards, the Discharger shall be deemed out of compliance with effluent limitations if the concentration of the priority pollutant in the monitoring sample is greater than the effluent limitation and greater than or equal to the reporting level (RL).
7. Multiple Sample Data. When determining compliance with an AMEL or MDEL for priority pollutants and more than one sample result is available, the Discharger shall compute the arithmetic mean unless the data set contains one or more reported determinations of "Detected, but Not Quantified" (DNQ) or "Not Detected" (ND). In those cases, the Discharger shall compute the median in place of the arithmetic mean in accordance with the following procedure:
 - a. The data set shall be ranked from low to high, ranking the reported ND determinations lowest, DNQ determinations next, followed by quantified values (if any). The order of the individual ND or DNQ determinations is unimportant.
 - b. The median value of the data set shall be determined. If the data set has an odd number of data points, then the median is the middle value. If the data set has an even number of data points, then the median is the average of the two values around the middle unless one or both of the points are ND or DNQ, in which case the median value shall be the lower of the two data points where DNQ is lower than a value and ND is lower than DNQ.
8. The Discharger shall submit SMRs in accordance with the following requirements:
 - a. The Discharger shall arrange all reported data in a tabular format. The data shall be summarized to clearly illustrate whether the facility is operating in compliance with interim and/or final effluent limitations. The Discharger is not required to duplicate the submittal of data that is entered in a tabular format within CIWQS. When electronic submittal of data is required and CIWQS does not provide for entry into a tabular format within the system, the Discharger shall electronically submit the data in a tabular format as an attachment.
 - b. The Discharger shall attach a cover letter to the SMR. The information contained in the cover letter shall clearly identify violations of the WDRs; discuss corrective actions taken or planned; and the proposed time schedule for corrective actions. Identified violations must include a description of the requirement that was violated and a description of the violation.
 - c. SMRs must be submitted to the Regional Water Board, signed and certified as required by the Standard Provisions (Attachment D), to the address listed below:

**California Regional Water Quality Control Board
Los Angeles Region
320 W. 4th Street, Suite 200
Los Angeles, CA 90013**

C. Discharge Monitoring Reports (DMRs)

Not Applicable

D. Other Reports

1. Within 90 days of the effective date of this permit, the Discharger is required to submit the following to the Regional Water Board:
 - a. Initial Investigation TRE workplan (Section V of this Order)
 - b. Updated SWPPP (Section VI.C.3 of this Order)
 - c. Updated BMP Plan (Section VI.C.3 of this Order)
 - a. Spill Contingency Plan (Section VI.C.3 of this Order)

If the Discharger wishes to participate in a coordinated receiving water, biomonitoring, and sediment monitoring program with other dischargers to Coyote Creek, then, as discussed in Section VIII.A of the MRP, Attachment E, the Discharger shall submit a report seeking approval of the Regional Water Board.

ATTACHMENT F – FACT SHEET

Table of Contents

I.	Permit Information	F-3
II.	Facility Description	F-3
	A. Description of Wastewater and Biosolids Treatment or Controls	F-3
	B. Discharge Points and Receiving Waters.....	F-3
	C. Summary of Existing Requirements and Self-Monitoring Report (SMR) Data	F-3
	D. Compliance Summary.....	F-3
	E. Planned Changes	F-3
III.	Applicable Plans, Policies, and Regulations.....	F-3
	A. Legal Authorities	F-3
	B. California Environmental Quality Act (CEQA)	F-3
	C. State and Federal Regulations, Policies, and Plans	F-3
	D. Impaired Water Bodies on CWA 303(d) List	F-3
	E. Other Plans, Policies and Regulations.....	F-3
IV.	Rationale For Effluent Limitations and Discharge Specifications.....	F-3
	A. Discharge Prohibitions	F-3
	B. Technology-Based Effluent Limitations.....	F-3
	1. Scope and Authority.....	F-3
	2. Applicable Technology-Based Effluent Limitations	F-3
	C. Water Quality-Based Effluent Limitations (WQBELs).....	F-3
	1. Scope and Authority.....	F-3
	2. Applicable Beneficial Uses and Water Quality Criteria and Objectives.....	F-3
	3. Determining the Need for WQBELs	F-3
	4. WQBEL Calculations	F-3
	5. WQBELs Based on Basin Plan Objectives.....	F-3
	6. Whole Effluent Toxicity (WET)	F-3
	7. Final WQBELs	F-3
	D. Final Effluent Limitations.....	F-3
	1. Satisfaction of Anti-Backsliding Requirements.....	F-3
	2. Satisfaction of Antidegradation Policy.....	F-3
	3. Stringency of Requirements for Individual Pollutants.....	F-3
	4. Mass-based Effluent Limitations	F-3
	E. Interim Effluent Limitations.....	F-3
	F. Land Discharge Specifications.....	F-3
	G. Reclamation Specifications.....	F-3
V.	Rationale for Receiving Water Limitations.....	F-3
	A. Surface Water.....	F-3
	B. Ground Water	F-3
VI.	Rationale for Monitoring and Reporting Requirements.....	F-3
	A. Influent Monitoring	F-3
	B. Effluent Monitoring.....	F-3
	C. Whole Effluent Toxicity Testing Requirements	F-3
	D. Receiving Water Monitoring.....	F-3

1. Surface Water	F-3
2. Ground Water	F-3
E. Other Monitoring Requirements	F-3
VII. Rationale for Provisions	F-3
A. Standard Provisions	F-3
B. Special Provisions	F-3
1. Reopener Provisions	F-3
2. Special Studies and Additional Monitoring Requirements	F-3
3. Best Management Practices and Pollution Prevention	F-3
4. Construction, Operation, and Maintenance Specifications	F-3
5. Special Provisions for Municipal Facilities (POTWs Only)	F-3
6. Other Special Provisions	F-3
7. Compliance Schedules	F-3
VIII. Public Participation	F-3
A. Notification of Interested Parties	F-3
B. Written Comments	F-3
C. Public Hearing	F-3
D. Nature of Hearing	F-3
E. Parties to the Hearing	F-3
F. Public Comments and Submittal of Evidence	F-3
G. Hearing Procedure	F-3
H. Waste Discharge Requirements Petitions	F-3
I. Information and Copying	F-3
J. Register of Interested Persons	F-3
K. Additional Information	F-3

List of Tables

Table F-1. Facility Information	F-3
Table F-2. Historic Effluent Limitations and Monitoring Data	F-3
Table F-3. Summary of Compliance History	F-3
Table F-4. Basin Plan Beneficial Uses	F-3
Table F-5. Summary of Technology-based Effluent Limitations	F-3
Table F-6. Applicable Water Quality Criteria	F-3
Table F-7. Dry Weather and Wet Weather Waste Load Allocations for Coyote Creek	F-3
Table F-8. Toxicity Equivalency Factors and Bioaccumulation Equivalency Factors	F-3
Table F-9. Applicable Basin Plan Numeric Water Quality Objectives	F-3
Table F-10. Summary Reasonable Potential Analysis	F-3
Table F-11. Summary of Water Quality-based Effluent Limitations	F-3
Table F-12. Effluent Limitation Comparison for Copper, Lead, and Zinc	F-3
Table F-13. Summary of Final Effluent Limitations	F-3

ATTACHMENT F – FACT SHEET

As described in section II of this Order, this Fact Sheet includes the legal requirements and technical rationale that serve as the basis for the requirements of this Order.

This Order has been prepared under a standardized format to accommodate a broad range of discharge requirements for Dischargers in California. Only those sections or subsections of this Order that are specifically identified as “not applicable” have been determined not to apply to this Discharger. Sections or subsections of this Order not specifically identified as “not applicable” are fully applicable to this Discharger.

I. PERMIT INFORMATION

The following table summarizes administrative information related to the facility.

Table F-1. Facility Information

WDID	4B192597001
Discharger	SFPP, L.P.
Name of Facility	Norwalk Pump Station
Facility Address	15306 Norwalk Boulevard
	Norwalk, California 90650
	Los Angeles County
Facility Contact, Title and Phone	Stephen Defibaugh, Project Manager Environmental Remediation, (714) 560-4802
Authorized Person to Sign and Submit Reports	Stephen Defibaugh, Project Manager Environmental Remediation, (714) 560-4802
Mailing Address	1100 Town and Country Road, Orange, California 92868
Billing Address	Same as mailing address
Type of Facility	Ground Water and Soil Remediation of Fuel Pipeline, (SIC 4613)
Major or Minor Facility	Minor
Threat to Water Quality	1
Complexity	A
Pretreatment Program	Not Applicable
Reclamation Requirements	Not Applicable
Facility Permitted Flow	150,000 gallons per day (gpd)
Facility Design Flow	150,000 gpd
Watershed	San Gabriel River
Receiving Water	Coyote Creek
Receiving Water Type	Storm drain to inland surface water

- A. SFPP, L.P. (hereinafter Discharger) previously operated a fuel pumping station located at 15306 Norwalk Boulevard, known as the Norwalk Pump Station (hereinafter Facility), on a property owned by the U.S. Air Force. The fuel pump station has been decommissioned, but three pipelines remain in service and continue to convey refined petroleum fuels including gasoline, diesel, and jet fuel. The site is being remediated for soil and ground water pollution resulting from facility operational and pipeline releases of gasoline and jet fuel.

For the purposes of this Order, references to the “discharger” or “permittee” in applicable federal and state laws, regulations, plans, or policy are held to be equivalent to references to the Discharger herein.

- B. The Facility discharges wastewater to a storm drain which directs it to Coyote Creek, a water of the United States. Discharges from the facility are currently regulated by Order No. R4-2005-0072, which was adopted on November 3, 2005. The Order was scheduled to expire on October 10, 2010, but continues in effect as per 40 CFR 122.6, which states that the terms and conditions of the current Order have been automatically continued and remain in effect until new Waste Discharge Requirements (WDRs) and an National Pollutant Discharge Elimination System (NPDES) permit are adopted pursuant to this Order.
- C. The Discharger filed a report of waste discharge and submitted an application for renewal of its WDRs and NPDES permit on May 5, 2010. A site visit was conducted on January 26, 2010, to observe operations and collect additional data to develop permit limitations and conditions.

II. FACILITY DESCRIPTION

The Discharger previously operated a fuel pump station on a property owned by the U.S. Air Force. The pump station has been decommissioned, but three pipelines remain in service. After site investigations revealed soil and ground water pollution resulting from operational and pipeline releases of gasoline and jet fuel, the Discharger implemented a remedial action plan for on-site soil and ground water cleanup. The plan includes a soil vapor extraction system (SVE) and a ground water extraction and treatment (GWE) system. The treatment system at the Facility consists of two units, each of which discharge to an 8,000 gallon holding tank before discharge through Discharge Point No. 001 to Coyote Creek.

A. Description of Wastewater and Biosolids Treatment or Controls

The Facility remediation system consists of SVE, total fluids extraction (TFE; extraction of free product and/or ground water) for product recovery, and GWE. Extracted soil vapors are treated in a catalytic oxidizer. The GWE process is used primarily to lower the water table in order to expose more soil for vapor extraction and reduce the ground water gradient to control off-site plume migration. The treatment system at the Facility consists of two separate units, an eastern unit and a western unit. The eastern unit consists of three parts: an SVE system, the south-central area, and the southeastern

24-inch block valve area. The south-central area consists of 18 TFE wells and two GWE wells.

The southeastern 24-inch block valve area consists of three TFE wells. Free product and ground water recovered by pneumatically-operated top-loading total fluid pumps and bottom loading ground water pumps in the south-central and southeastern parts of the site and liquid condensate from the SVE knockout tank are piped to an oil/water separator. Free product, if any, recovered from the oil/water separator is collected in a storage tank and recycled at an offsite location. Water from the oil/water separator passes through bag filters and is then sent through three 2,000 pound liquid-phase granular activated carbon (GAC) vessels in series. An air stripper is located in the eastern unit; however, it has been disengaged as its use is currently unnecessary to meet treatment goals. The Discharger plans to retain the air stripper in the event that influent concentrations increase and additional ground water treatment is needed.

The western unit consists of eight GWE wells. Water collected from the western unit previously entered a treatment process parallel to that of the eastern unit. This parallel process consisted of bag filters preceding three 2,000 pound liquid-phase GAC vessels in series. In 2008, the Discharger re-routed western unit ground water directly to the main treatment train of the eastern unit to provide low-selenium blending water to balance higher selenium concentrations in the eastern unit. The original treatment system of the western unit remains functional for future use if needed.

Treated water from the eastern unit is routed to an 8,000 gallon holding tank prior to being discharged at Discharge Point No. 001 to the storm drain and subsequently to Coyote Creek, a water of the United States and a tributary to the San Gabriel River within the San Gabriel River Basin. The remediation equipment is contained within a bermed concrete pad and all storm water from the pad is pumped through the ground water treatment system prior to discharge. The GWE system operates at a maximum rate of 150,000 gpd and discharged an average of 19,891 gpd during the term of Order No. R4-2005-0072.

B. Discharge Points and Receiving Waters

The Facility discharges up to 150,000 gpd of storm water commingled with treated ground water and SVE condensate through Discharge Point No. 001 located at latitude 33°53'31" North and longitude 118°04'15" West, to Coyote Creek, a water of the United States and a tributary to the San Gabriel River.

C. Summary of Existing Requirements and Self-Monitoring Report (SMR) Data

Effluent limitations contained in Order No. R4-2005-0072 for discharges through Discharge Point No. 001, (Monitoring Location EFF-001) and representative monitoring data from the term of Order No. R4-2005-0072 are as follows:

Table F-2. Historic Effluent Limitations and Monitoring Data

Parameter	Units	Effluent Limitation		Monitoring Data (From January 2006 To December 2009)	
		Average Monthly	Maximum Daily	Highest Average Monthly Discharge	Highest Daily Discharge
Biochemical Oxygen Demand (5-day @ 20 Deg. C)	mg/L	20	30	2.8	2.8
	lbs/day ¹	24.9	36	0.92	0.92
Oil and Grease	mg/L	10	15	2.6	2.6
	lbs/day ¹	12.6	18.9	0.082	0.082
pH	s.u.	6.5 - 8.5		6.8 - 8.5	
Total Suspended Solids (TSS)	mg/L	50	75	27	27
	lbs/day ¹	63	93	2.1	2.1
Chromium (VI)	µg/L	8.12	16.29	0.41	0.41
	lbs/day ¹	0.009	0.021	0.000046	0.000046
Copper, Total Recoverable	µg/L	22.28	44.70	4.22	4.22
	lbs/day ¹	0.0279	0.057	0.00074	0.00074
Lead, Total Recoverable	µg/L	--	15	--	20.6
	lbs/day ¹	--	0.0189	--	0.00070
Mercury, Total Recoverable (Final Limitations) ²	µg/L	0.051	0.102	0.042 ³	0.0664 ³
	lbs/day ¹	0.00006	0.00012	0.000017 ³	0.000026 ³
Mercury, Total Recoverable (Interim Limitations) ⁴	µg/L	--	0.587	--	0.183 ⁵
	lbs/day ¹	--	0.0006	--	0.000024 ⁵
Selenium, Total Recoverable	µg/L	4.1	8.2	14.6 ⁶	14.6 ⁶
	lbs/day ¹	0.0051	0.0102	0.0012	0.0041
Benzene	µg/L	1.0	--	0.5	--
	lbs/day ¹	0.00126	--	0.000090	--
1,1-Dichloroethane	µg/L	5.0	--	ND ^{7,8}	--
	lbs/day ¹	0.0063	--	ND	--
1,2-Dichloroethane	µg/L	0.5	--	ND ^{7,8}	--
	lbs/day ¹	0.00063	--	ND	--
Ethylbenzene	µg/L	10	--	ND ^{7,8}	--
	lbs/day ¹	0.0126	--	ND	--

Parameter	Units	Effluent Limitation		Monitoring Data (From January 2006 To December 2009)	
		Average Monthly	Maximum Daily	Highest Average Monthly Discharge	Highest Daily Discharge
Toluene	µg/L	10	--	ND ^{7,8}	--
	lbs/day ¹	0.0126	--	ND	--
Phenol	µg/L	300	--	150	--
	lbs/day ¹	0.375	--	0.049	--
Methyl Ethyl Ketone	µg/L	50	--	7.3	--
	lbs/day ¹	0.063	--	0.0020	--
Methyl Tertiary-Butyl Ether	µg/L	13	--	1.0	--
	lbs/day ¹	0.0162	--	0.00012	--
Total Petroleum-based Hydrocarbons (C5 - C14) TPH (C ₅ -C ₁₄)	µg/L	--	100	--	130
	lbs/day ¹	--	0.126	--	0.024
Temperature	°F	--	86 ⁹	--	91 ¹⁰
Settleable Solids	ml/L	0.1	0.3	ND ^{7,8}	ND ^{7,8}
Turbidity	NTU	50	75	4.1	4.1
Xylenes, Total	µg/L	10	--	ND ^{7,8}	--
	lbs/day ¹	0.0126	--	ND	--
Acute Toxicity	% Survival	11		87 ¹²	

¹ The mass emissions rate is based on a effluent flow and is calculated as follows: Flow (gpd) x Concentration (mg/L) x 0.00000834 (conversion factor) = lbs/day.

² Applicable after December 3, 2008.

³ Highest daily and monthly discharge after December 3, 2008.

⁴ Applicable from December 4, 2005 until December 3, 2008.

⁵ Highest daily discharge from December 4, 2005 until December 3, 2008.

⁶ Estimated concentration. Analyte was detected at a concentration below the reporting limit and above the method detection limit.

⁷ One or more of the sample results are reported as "Not- Detected (ND)" or "Detected, but Not Quantified (DNQ)", therefore, the median value of the samples collected that month is presented.

⁸ ND = Not detected in the effluent.

⁹ Applied as instantaneous maximum.

¹⁰ As stated in the SMR, the Discharger believed that faulty equipment resulted in a higher temperature that was not representative of the effluent.

¹¹ The acute toxicity of the effluent shall be such that the average survival in the undiluted effluent for any three consecutive 96-hour static or continuous flow bioassay tests shall be at least 90%, with no single result of less than 70% survival.

¹² Result is the lowest percent survival for acute toxicity.

D. Compliance Summary

Data submitted to the Regional Water Board indicate that the Discharger has exceeded existing permit limitations as outlined in the table below:

Table F-3. Summary of Compliance History

Date	Monitoring Period	Violation Type	Pollutant	Reported Value	Permit Limitation	Units
1/25/2006	1 st Quarter, 2006	Maximum Daily	Selenium, Total Recoverable	14.6	8.2	µg/L
1/31/2006	1 st Quarter, 2006	Average Monthly	Selenium, Total Recoverable	14.6	4.1	µg/L
1/25/2006	1 st Quarter, 2006	Maximum Daily	Lead, Total Recoverable	20.6	15	µg/L
3/31/2006	1 st Quarter, 2006	Average Monthly	Selenium, Total Recoverable	6.15	4.1	µg/L
7/14/2006	3 rd Quarter 2006	Instantaneous Maximum	Temperature	90.7	86	°F
8/8/2006	3 rd Quarter 2006	Instantaneous Maximum	Temperature	91	86	°F
5/25/2007	2 nd Quarter 2007	Average Monthly	Selenium, Total Recoverable	6.77	4.1	µg/L
8/7/2007	3 rd Quarter 2007	Maximum Daily	TPH (C ₅ -C ₁₄)	130	100	µg/L
9/5/2007	3 rd Quarter 2007	Maximum Daily	Selenium, Total Recoverable	8.39	8.2	µg/L
9/31/2007	3 rd Quarter 2007	Average Monthly	Selenium, Total Recoverable	8.39	4.1	µg/L
1/6/2009	1 st Quarter 2009	Maximum Daily	Selenium, Total Recoverable	12.6	8.2	µg/L
10/31/2009	4 th Quarter 2009	Average Monthly	Selenium, Total Recoverable	4.58	4.1	µg/L
11/30/2009	4 th Quarter 2009	Average Monthly	Selenium, Total Recoverable	5.01	4.1	µg/L
12/31/2009	4 th Quarter 2009	Average Monthly	Selenium, Total Recoverable	5.77	4.1	µg/L

On September 29, 2009, the State Water Resources Control Board issued SFPP, L.P. , an expedited payment letter SWB-2008-4-0003 for effluent violations as reported in their self-monitoring reports. The Discharger and State Water Resources Control Board personnel are working through additional information provided regarding the reported compliance violations identified.

The majority of the exceedances were associated with selenium. The Discharger asserts that the selenium analysis was a Lab error. It was showing false positive.

In the last quarter of 2009, effluent split samples were sent to three other Labs for selenium analysis. The contract Lab still reported high values while the three Labs showed much lower values, below the established permit limit. A new Lab was selected and the selenium analytical results are in compliance with permit limitations.

E. Planned Changes

Not Applicable

III. APPLICABLE PLANS, POLICIES, AND REGULATIONS

The requirements contained in the proposed Order are based on the requirements and authorities described in this section.

A. Legal Authorities

This Order is issued pursuant to section 402 of the federal Clean Water Act (CWA) and implementing regulations adopted by the U.S. Environmental Protection Agency (USEPA) and chapter 5.5, division 7 of the California Water Code (commencing with section 13370). It shall serve as a NPDES permit for point source discharges from this facility to surface waters. This Order also serves as Waste Discharge Requirements (WDRs) pursuant to article 4, chapter 4, division 7 of the Water Code (commencing with section 13260).

B. California Environmental Quality Act (CEQA)

Under Water Code section 13389, this action to adopt an NPDES permit is exempt from the provisions of CEQA, Public Resources Code sections 21100 through 21177.

C. State and Federal Regulations, Policies, and Plans

1. **Water Quality Control Plans.** The Regional Water Quality Control Board (Regional Water Board) adopted a *Water Quality Control Plan Los Angeles Region Basin Plan for the Coastal Watersheds of Los Angeles and Ventura Counties* (hereinafter Basin Plan) on June 13, 1994 that designates beneficial uses, establishes water quality objectives, and contains implementation programs and policies to achieve those objectives for all waters addressed through the plan. In addition, the Basin Plan implements State Water Resources Control Board (State Water Board) Resolution No. 88-63, which established State policy that all waters, with certain exceptions, should be considered suitable or potentially suitable for municipal or domestic supply. Beneficial uses applicable to Coyote Creek are as follows:

Table F-4. Basin Plan Beneficial Uses

Discharge Point	Receiving Water Name	Beneficial Use(s)
001	Coyote Creek, to Estuary	<p><u>Existing:</u> Rare and endangered species (RARE)</p> <p><u>Intermittent:</u> Non-contact water recreation (REC-2)</p> <p><u>Potential:</u> Municipal and Domestic Supply (MUN), Industrial Service Supply (IND), Industrial Process Supply (PROC), Water Contact Recreation (REC-1), Warm Freshwater Habitat (WARM), Wildlife Habitat (WILD)</p>

Requirements of this Order implement the Basin Plan.

2. **Thermal Plan.** The State Water Board adopted a Water Quality Control Plan for Control of Temperature in the Coastal and Interstate Water and Enclosed Bays and Estuaries of California (Thermal Plan) on May 18, 1972, and amended this plan on September 18, 1975. This plan contains temperature objectives for surface waters. Requirements of this Order implement the Thermal Plan and a white paper developed by Regional Water Board staff entitled *Temperature and Dissolved Oxygen Impacts on Biota in Tidal Estuaries and Enclosed Bays in the Los Angeles Region*. The white paper evaluated the optimum temperatures for steelhead, topsmelt, ghost shrimp, brown rock crab, jackknife clam, and blue mussel. The white paper provided the basis to conclude this maximum effluent temperature limitation of 86°F is appropriate for protection of aquatic life and it is included in this Order.
3. **National Toxics Rule (NTR) and California Toxics Rule (CTR).** USEPA adopted the NTR on December 22, 1992, and later amended it on May 4, 1995 and November 9, 1999. About forty criteria in the NTR applied in California. On May 18, 2000, USEPA adopted the CTR. The CTR promulgated new toxics criteria for California and, in addition, incorporated the previously adopted NTR criteria that were applicable in the State. The CTR was amended on February 13, 2001. These rules contain water quality criteria for priority pollutants.
4. **State Implementation Policy.** On March 2, 2000, the State Water Board adopted the *Policy for Implementation of Toxics Standards for Inland Surface Waters, Enclosed Bays, and Estuaries of California* (State Implementation Policy or SIP). The SIP became effective on April 28, 2000 with respect to the priority pollutant criteria promulgated for California by the USEPA through the NTR and to the priority pollutant objectives established by the Regional Water Board in the Basin Plan. The SIP became effective on May 18, 2000 with respect to the priority pollutant criteria

promulgated by the USEPA through the CTR. The State Water Board adopted amendments to the SIP on February 24, 2005 that became effective on July 13, 2005. The SIP establishes implementation provisions for priority pollutant criteria and objectives and provisions for chronic toxicity control. Requirements of this Order implement the SIP.

5. **Alaska Rule.** On March 30, 2000, USEPA revised its regulation that specifies when new and revised state and tribal water quality standards (WQS) become effective for CWA purposes (Title 40, Code of Federal Regulations¹ section 131.21, 65 Fed. Reg. 24641 (April 27, 2000)). Under the revised regulation (also known as the Alaska rule), new and revised standards submitted to USEPA after May 30, 2000, must be approved by USEPA before being used for CWA purposes. The final rule also provides that standards already in effect and submitted to USEPA by May 30, 2000, may be used for CWA purposes, whether or not approved by USEPA.
6. **Antidegradation Policy.** Section 131.12 requires that the state water quality standards include an antidegradation policy consistent with the federal policy. The State Water Board established California's antidegradation policy in State Water Board Resolution No. 68-16. Resolution No. 68-16 incorporates the federal antidegradation policy where the federal policy applies under federal law. Resolution No. 68-16 requires that existing water quality be maintained unless degradation is justified based on specific findings. The Regional Water Board's Basin Plan implements, and incorporates by reference, both the State and federal antidegradation policies. The permitted discharge must be consistent with the antidegradation provision of section 131.12 and State Water Board Resolution No. 68-16.
7. **Anti-Backsliding Requirements.** Sections 402(o)(2) and 303(d)(4) of the CWA and federal regulations at 40 CFR 122.44(l) prohibit backsliding in NPDES permits. These anti-backsliding provisions require that effluent limitations in a reissued permit must be as stringent as those in the previous permit, with some exceptions in which limitations may be relaxed.

D. Impaired Water Bodies on CWA 303(d) List

Section 303(d) of the CWA requires states to identify specific water bodies where water quality standards are not expected to be met after implementation of technology-based effluent limitations on point sources. For all 303(d)-listed water bodies and pollutants, the Regional Water Board plans to develop and adopt total maximum daily loads (TMDLs) that will specify waste load allocations (WLAs) for point sources and load allocations (LAs) for non-point sources, as appropriate.

The USEPA approved the State's 2006 303(d) list of impaired water bodies on June 28, 2007. Certain receiving waters in the Los Angeles watershed do not fully support beneficial uses and therefore have been classified as impaired on the 2006 303(d) list and have been scheduled for TMDL development. The 2006 State Water Board's California 303(d) List classifies Coyote Creek as impaired due to ammonia, dissolved copper, diazinon, coliform bacteria, lead, pH, toxicity, and zinc. USEPA

developed a metals and selenium TMDL for the San Gabriel River, to which Coyote Creek is tributary. The TMDL establishes WLAs for only three metals; copper, lead, and zinc. Effluent limitations based on these WLAs have been established in this Order.

E. Other Plans, Policies and Regulations

Not Applicable

IV. RATIONALE FOR EFFLUENT LIMITATIONS AND DISCHARGE SPECIFICATIONS

The CWA requires point source dischargers to control the amount of conventional, non-conventional, and toxic pollutants that are discharged into the waters of the United States. The control of pollutants discharged is established through effluent limitations and other requirements in NPDES permits. There are two principal bases for effluent limitations in the CFR: section 122.44(a) requires that permits include applicable technology-based limitations and standards; and section 122.44(d) requires that permits include water quality-based effluent limitations (WQBELs) to attain and maintain applicable numeric and narrative water quality criteria to protect the beneficial uses of the receiving water.

The list of pollutants of concern is based on constituents that are regulated in the Basin Plan or CTR and were detected in the effluent or influent. The list also includes pollutants on the 303(d) list for Coyote Creek and pollutants that commonly occur at similar facilities.

The Discharger previously operated a fuel pump station on the property. Although the fuel pump station has been decommissioned, three pipelines remain in service. The Discharger uses soil vapor extraction system (SVE) technology for petroleum hydrocarbon-contaminated soils and granular activated carbon (GAC) to treat ground water at the site. Pollutants expected in the discharge may include solids, metals, petroleum hydrocarbons, volatile organic compounds (VOCs), and oil and grease.

Order No. R4-2005-0072 established effluent limitations for a number of pollutants to be present in the discharge of the remediation wastewater. The existing regulated pollutants are considered pollutants of concern in the proposed Order due to the continuing soil and ground water cleanup operations. Solids may be present in the effluent due to the remediation process and may become concentrated in the SVE process; therefore, total suspended solids (TSS), settleable solids, and turbidity are considered pollutants of concern in this discharge. Oil and grease and biochemical oxygen demand (BOD) are pollutants typically used to characterize industrial wastewater discharges. Operations and historical releases of gasoline from the pipeline transfer station have caused total petroleum hydrocarbons (TPH), volatile organic compounds (VOCs), lead, and methyl tertiary butyl ether (MTBE) contamination of the soil and ground water and these pollutants are considered pollutants of concern. Effluent limitations for Discharge Point No. 001 in Order No. R4-2005-0072 were established for total petroleum hydrocarbons (TPH), benzene, 1,1-dichloroethane, 1,2-dichloroethane, ethylbenzene, methyl ethyl ketone (MEK), MTBE, phenol, toluene, and total xylenes. These pollutants may still be present in the remediation wastewater and are therefore considered pollutants of concern. The multitude of potential pollutants found at the Facility present a potential for aggregate toxic

effects to occur. Acute and chronic toxicity are considered pollutants of concern for evaluation of narrative Basin Plan objectives.

Generally, mass-based effluent limitations ensure that proper treatment, and not dilution, is employed to comply with the final effluent concentration limitations. However, section 122.45(f)(1) requires that all permit limitations, standards or prohibitions be expressed in terms of mass units except under the following conditions: (1) for pH, temperature, radiation or other pollutants that cannot appropriately be expressed by mass limitations; (2) when applicable standards or limitations are expressed in terms of other units of measure; or (3) if in establishing technology-based permit limitation on a case-by-case basis limitation based on mass are infeasible because the mass or pollutant cannot be related to a measure of production. The limitations, however, must ensure that dilution will not be used as a substitute for treatment. This Order includes new mass-based limitations corresponding to concentration-based limitations, where applicable.

A. Discharge Prohibitions

The discharge prohibitions are based on the requirements of the Basin Plan, State Water Board's plans and policies, the Water Code, and previous permit provisions, and are consistent with the requirements set for other discharges regulated by NPDES permit to Coyote Creek.

B. Technology-Based Effluent Limitations

1. Scope and Authority

Section 301(b) of the CWA and implementing USEPA permit regulations at section 122.44 require that permits include conditions meeting applicable technology-based requirements at a minimum, and any more stringent effluent limitations necessary to meet applicable water quality standards.

The CWA requires that technology-based effluent limitations be established based on several levels of controls:

- a. Best practicable treatment control technology (BPT) represents the average of the best performance by plants within an industrial category or subcategory. BPT standards apply to toxic, conventional, and non-conventional pollutants.
- b. Best available technology economically achievable (BAT) represents the best existing performance of treatment technologies that are economically achievable within an industrial point source category. BAT standards apply to toxic and non-conventional pollutants.
- c. Best conventional pollutant control technology (BCT) represents the control from existing industrial point sources of conventional pollutants including BOD, TSS, fecal coliform, pH, and oil and grease. The BCT standard is established after considering the "cost reasonableness" of the relationship between the cost of

attaining a reduction in effluent discharge and the benefits that would result, and also the cost effectiveness of additional industrial treatment beyond BPT.

- d. New source performance standards (NSPS) represent the best available demonstrated control technology standards. The intent of NSPS guidelines is to set limitations that represent state-of-the-art treatment technology for new sources.

The CWA requires USEPA to develop effluent limitations, guidelines and standards (ELGs) representing application of BPT, BAT, BCT, and NSPS. Section 402(a)(1) of the CWA and section 125.3 of the Code of Federal Regulations authorize the use of best professional judgment (BPJ) to derive technology-based effluent limitations on a case-by-case basis where ELGs are not available for certain industrial categories and/or pollutants of concern. Where BPJ is used, the permit writer must consider specific factors outlined in section 125.3.

2. **Applicable Technology-Based Effluent Limitations**

Currently, no technology-based ELGs exist for the discharge of ground water, soil remediation discharge water, or storm water. The effluent limitations contained in Order No. R4-2005-0072 are BPJ, performance-based limits. These technology-based effluent limitations have been carried over in the proposed Order with the exception of TPH, methyl-tertiary butyl ether (MTBE), and tertiary-butyl alcohol (TBA). Influent monitoring data for the first quarter of 2010, submitted to the Regional Water Board, indicated that TPH concentrations with hydrocarbon chain lengths of C7-C28 were detected in the influent at concentrations as high as 660,000 µg/L whereas the TPH analysis of this sample for hydrocarbon chain lengths of C5-C12 accounted for only 12,000 µg/L, indicating that a high proportion of C12-C28 hydrocarbons may be present in the influent ground water and are a pollutant of concern. Therefore, this Order modifies the TPH (C5-C14) effluent limitation to include concentrations of TPH with hydrocarbon chain lengths of C4-C23+. During the period from January 2005 through December 2009, most effluent monitoring results for TPH(C5-C12) were below the detection limit with detection limits ranging from 48-100 µg/L.

Order No. R4-2005-0072 contained a monthly average effluent limitation for MTBE equal to 13 µg/L. Current permits for similar facilities within the Los Angeles Region include lower MTBE effluent limitations that reflect the performance capability of air strippers and GAC. This Order includes a more stringent daily maximum effluent limitation of 5 µg/L for MTBE which is based on California secondary Maximum Contaminant Levels (MCLs). The 5 µg/L limit is also reflective of current treatment technology. Effluent monitoring data in the Discharger's in SMRs from January 2006 through November 2009 indicate the Discharger's treatment system is capable of meeting this effluent limitation. Monitoring of Sentry wells in March, 2010 resulted in TBA detected in six samples, indicating TBA is likely to be present in the influent and is a pollutant of concern. A BPJ technology-based limitation equal to 12 µg/L is included in this Order, based on permits for similar discharges within the Region. The effluent limitations for MTBE and TBA are protective of the Basin Plan narrative

water quality objective for toxics. These limitations, as well as the limitations carried over from Order No. R4-2005-0072, are consistent with permits issued within the Los Angeles Region for similar facilities that employ GAC treatment. Table F-5 presents technology-based limitations included in the Order.

Table F-5. Summary of Technology-based Effluent Limitations

Parameter	Units	Effluent Limitations	
		Average Monthly	Maximum Daily
Biochemical Oxygen Demand (5-day @ 20 Deg. C)	mg/L	20	30
	lbs/day ¹	25	38
Oil and Grease	mg/L	10	15
	lbs/day ¹	13	19
Total Suspended Solids	mg/L	50	75
	lbs/day ¹	63	94
Turbidity	NTU	50	75
Lead, Total Recoverable	µg/L	--	15
	lbs/day ¹	--	0.019
Benzene	µg/L	1.0	--
	lbs/day ¹	0.0013	--
1,1-Dichloroethane	µg/L	5.0	--
	lbs/day ¹	0.0063	--
1,2-Dichloroethane	µg/L	0.5	--
	lbs/day ¹	0.00063	--
Ethylbenzene	µg/L	10	--
	lbs/day ¹	0.013	--
Phenol	µg/L	300	--
	lbs/day ¹	0.38	--
Toluene	µg/L	10	--
	lbs/day ¹	0.013	--
Methyl Ethyl Ketone	µg/L	50	--
	lbs/day ¹	0.063	--
Methyl Tertiary Butyl Ether	µg/L	--	5
	lbs/day ¹	--	0.0063
Tert-Butyl Alcohol	µg/L	--	12
	lbs/day ¹	--	0.015
Total Petroleum-Based Hydrocarbons (TPH) ²	µg/L	--	100
	lbs/day ¹	--	0.13

Parameter	Units	Effluent Limitations	
		Average Monthly	Maximum Daily
Settleable Solids	ml/L	0.1	0.3
Xylenes, Total	µg/L	10	--
	lbs/day ¹	0.013	--

¹ The mass emissions rate is based on a maximum flow of 150,000 gpd and is calculated as follows: Flow (gpd) x Concentration (mg/L) x 0.00000834 (conversion factor) = lbs/day.

² TPH equals the sum of TPH(C₄-C₁₂), TPH(C₁₃-C₂₃), and TPH(C₂₃₊)

C. Water Quality-Based Effluent Limitations (WQBELs)

1. Scope and Authority

Section 301(b) of the CWA and section 122.44(d) require that permits include limitations more stringent than applicable federal technology-based requirements where necessary to achieve applicable water quality standards.

Section 122.44(d)(1)(i) mandates that permits include effluent limitations for all pollutants that are or may be discharged at levels that have the reasonable potential to cause or contribute to an exceedance of a water quality standard, including numeric and narrative objectives within a standard. Where reasonable potential has been established for a pollutant, but there is no numeric criterion or objective for the pollutant, WQBELs must be established using: (1) USEPA criteria guidance under CWA section 304(a), supplemented where necessary by other relevant information; (2) an indicator parameter for the pollutant of concern; or (3) a calculated numeric water quality criterion, such as a proposed state criterion or policy interpreting the state’s narrative criterion, supplemented with other relevant information, as provided in section 122.44(d)(1)(vi).

The process for determining reasonable potential and calculating WQBELs when necessary is intended to protect the designated uses of the receiving water as specified in the Basin Plan, and achieve applicable water quality objectives and criteria that are contained in other state plans and policies, or any applicable water quality criteria contained in the CTR and NTR.

The specific procedures for determining reasonable potential for discharges from the Facility, and if necessary for calculating WQBELs, are contained in the SIP.

2. Applicable Beneficial Uses and Water Quality Criteria and Objectives

As noted in section II of the Limitations and Discharge Requirements, the Regional Water Board adopted a Basin Plan that designates beneficial uses, establishes water quality objectives, and contains implementation programs and policies to achieve those objectives for all waters addressed through the Basin Plan. The beneficial uses applicable to Coyote Creek are summarized in section III.C.1 of this Fact Sheet. The Basin Plan includes both narrative and numeric water quality objectives applicable to the receiving water.

Priority pollutant water quality criteria in the CTR are applicable to Coyote Creek. The CTR contains both saltwater and freshwater criteria. Because a distinct separation generally does not exist between freshwater and saltwater aquatic communities, the following apply, in accordance with section 131.38(c)(3), freshwater criteria apply at salinities of 1 part per thousand (ppt) and below at locations where this occurs 95 percent or more of the time. The CTR criteria for freshwater or human health for consumption of organisms, whichever is more stringent, are used to prescribe the effluent limitations in this Order to protect the beneficial uses of Coyote Creek, a water of the United States in the vicinity of the discharge.

Some water quality criteria are hardness dependent. The Discharger provided hardness data for the receiving water, Coyote Creek, as required by the MRP. The hardness values reported ranged from 100 mg/L to 470 mg/L as CaCO₃. The median hardness value of 345 mg/L as CaCO₃ was selected for evaluation of reasonable potential in order to be consistent with effluent limitations based on the TMDL (see Fact Sheet section IV.C.2.a).

Table F-6 summarizes the applicable water quality criteria/objective for priority pollutants reported in detectable concentrations in the effluent or receiving water.

Table F-6. Applicable Water Quality Criteria

CTR No.	Constituent	Selected Criteria	CTR/NTR Water Quality Criteria					
			Freshwater		Saltwater		Human Health for Consumption of:	
			Acute	Chronic	Acute	Chronic	Water & Organisms	Organisms only
		µg/L	µg/L	µg/L	µg/L	µg/L	µg/L	
1	Antimony, Total Recoverable	4,300	--	--	N/A		4,300	
2	Arsenic, Total Recoverable	150	340	150			--	
3	Beryllium, Total Recoverable	No Criteria	--	--			--	
4	Cadmium, Total Recoverable	6.5	18	6.5			--	
5b	Chromium (VI)	11	16	11			--	
6	Copper, Total Recoverable	27	45	27			--	
7	Lead, Total Recoverable	15	400	15			--	
8	Mercury, Total Recoverable	0.051	--	--			0.051	
9	Nickel, Total Recoverable	149	1,300	149			4,600	
10	Selenium, Total Recoverable	5.0	20	5.0			--	

CTR No.	Constituent	Selected Criteria	CTR/NTR Water Quality Criteria					
			Freshwater		Saltwater		Human Health for Consumption of:	
			Acute	Chronic	Acute	Chronic	Water & Organisms	Organisms only
			µg/L	µg/L	µg/L	µg/L	µg/L	µg/L
11	Silver, Total Recoverable	34	34	--			--	
12	Thallium, Total Recoverable	6.3	--	--			6.3	
13	Zinc, Total Recoverable	340	340	340			--	
19	Benzene	71	--	--			71	
36	Methylene Chloride	1,600	--	--			1,600	
39	Toluene	200,000	--	--			200,000	
54	Phenol	4,600,000	--	--			4,600,000	
68	Bis (2-Ethylhexyl) Phthalate	5.9	--	--			5.9	

"N/A" indicates the receiving water body is not characterized as saltwater, nor are the water quality criteria for the protection of human health for the consumption of water and organisms applicable.

a. TMDL Waste Load Allocations

In addition to the criteria summarized in Table F-6, the USEPA has established the *Total Maximum Daily Loads for Metals and Selenium, San Gabriel River and Impaired Tributaries* (hereinafter Metals TMDL) which establishes dry-weather WLAs for copper and wet-weather WLAs for copper, lead, and zinc applicable to Coyote Creek. Consistent with the implementation portion of the TMDL, effluent limitations have been calculated pursuant to Section 1.4 of the SIP based on the specified WLAs. The numeric target portion of the Metals TMDL specifies when the wet-weather and dry-weather criteria are applicable. Wet-weather effluent limitations are applicable when the flow in Coyote Creek is 156 cubic feet per second (cfs) or greater when measured at the Los Angeles County Department of Public Works (LACDPW) gauging station F354-R. Dry-weather effluent limitations are applicable when flow in Coyote Creek is less than 156 cfs. Flow gauge measurements are available by contacting the LACDPW.

Table F-7 summarizes the applicable dry-weather and wet-weather WLAs for copper, lead, and zinc contained in the Metals TMDL.

Table F-7. Dry Weather and Wet Weather Waste Load Allocations for Coyote Creek

Constituent	Units	Dry Weather ¹	Wet Weather ¹
Copper, Total Recoverable	µg/L	20	27
Lead, Total Recoverable	µg/L	--	106
Zinc, Total Recoverable	µg/L	--	158

¹ For Coyote Creek, dry weather is any day that the maximum daily flow is less than 156 cfs. Wet weather is any day that the maximum daily flow is equal to or exceeds 156 cfs, both measured at the bottom of the creek at LACDPW gauging station F354-R.

b. Numeric criterion for TCDD equivalents:

i. Toxicity Equivalencies (TEQs)

Numerous dioxin and furan compounds (congeners) have chemical structures, physico-chemical properties and toxic responses similar to 2,3,7,8-tetrachlorodibenzo-*p*-dioxin (TCDD). Because of their hydrophobic nature and resistance towards metabolism, these chemicals persist and bioaccumulate in fatty tissues of animals and humans. Dioxin-TEQ values reflect the combined effect of numerous dioxin and furan compounds (congeners) in a given media.

The CTR establishes a numeric water quality objective for 2,3,7,8-TCDD of 1.4×10^{-8} µg/L for the protection of human health, when aquatic organisms are consumed. When the CTR was promulgated, USEPA stated its support of the regulation of other dioxin and dioxin-like compounds through the use of TEQs in NPDES permits. For California waters, USEPA stated specifically, “*if the discharge of dioxin or dioxin-like compounds has reasonable potential to cause or contribute to a violation of a narrative criterion, numeric water quality-based effluent limitations for dioxin or dioxin-like compounds should be included in NPDES permits and should be expressed using a TEQ scheme*” [65 Fed. Reg. 31682, 31695 (2000)]. A procedure developed by the World Health Organization (WHO) in 1988, uses a set of toxicity equivalency factors (TEFs) to convert the concentration of any congener of dioxin or furan into an equivalent concentration of 2,3,7,8-TCDD. When the CTR was promulgated, USEPA also stated that the Agency will continue to assess the risks posed by dioxin to public health and the water quality criteria for dioxin that it had promulgated. To determine if the discharge of dioxin or dioxin-like compounds from the Facility has reasonable potential to cause or contribute to a violation of the Basin Plan’s narrative water quality objective regarding bioaccumulation, Regional Water Board staff have therefore used TEFs to express the measured concentrations of 17 dioxin congeners in effluent and background samples as 2,3,7,8-TCDD. These “equivalent” concentrations are then compared to the numeric criterion, established by the CTR for 2,3,7,8-TCDD of 1.4×10^{-8} µg/L. Dioxin TEQs, thus enable translation of the Basin Plan’s narrative water quality objective for bioaccumulation:

“Toxic pollutants shall not be present at levels that will bioaccumulate in aquatic life to levels which are harmful to aquatic life or human health.”

According to 40 CFR 122.44(d), where reasonable potential exists for a discharge to cause or contribute to violations of water quality objectives, WQBELs must be established. If the potentially violated objective is narrative, the narrative objective must be translated into an effluent limit.

Dioxin-TEQ effluent limitations are, therefore, numeric translations of the Basin Plan narrative bioaccumulation objective.

The translations are based on relevant scientific information used to weight the congener concentrations with respect to their relative toxicities compared to the toxicity of a particular dioxin congener: 2,3,7,8-TCDD. The WHO developed TEFs to convert congener concentrations into equivalent concentrations of 2,3,7,8-TCDD, which when added together are expressed as dioxin-TEQ. The SIP specifies that the WHO's 1998 TEFs are to be used to calculate dioxin-TEQs. To complete the translation of the Basin Plan's narrative bioaccumulation objective into a numeric effluent limit, dioxin-TEQ limits are derived from the CTR numeric water quality objective for 2,3,7,8-TCDD (numeric objectives do not exist for the other congeners).

In February 2008, the San Francisco Estuary Institute convened an expert panel to provide an unbiased review and analysis of available information regarding San Francisco Bay dioxins and furans. Representatives of the Regional Water Board, the USEPA, the Bay Area Clean Water Agencies, and others with expertise in the field participated. The panel's recommendations included the following:

- Apply both TEFs and bioaccumulation equivalency factors (BEFs) to dioxin and furan concentrations when calculating dioxin-TEQ;
- Do not use dioxin and furan congener concentrations reported below MLs when computing dioxin-TEQ.

ii. Bioaccumulation Equivalency Factors (BEFs)

The different dioxin and furan congeners exhibit different levels of toxicity, they also exhibit different levels of bioaccumulation potential. To account for the different levels of bioaccumulation potential, each congener may be assigned a BEF relative to 2,3,7,8-TCDD. This is comparable to the TEFs that account for relative differences in toxicities. The BEFs shown in Table F-8 correspond to the differences in biological uptake from the water column for the various dioxin congeners. They come from the Great Lakes Water Quality Initiative. In 1995, the USEPA adopted the approach of using both TEFs and BEFs to calculate dioxin-TEQ for the Great Lakes System (40 CFR 132, Appendix F). In the absence of site-specific BEFs, the USEPA supports the use of national BEFs, stating, "*...EPA believes that national bioaccumulation factors are broadly applicable to sites throughout the United States and can be applied to achieve an acceptable degree of accuracy when estimating bioaccumulation potential at most sites.*" In its *Great Lakes Water Quality Initiative Technical Support Document for the Procedure to Determine Bioaccumulation Factors* (EPA-820-B-95-005), the USEPA states, "*Limited comparison to BEFs calculated from data obtained for other ecosystems confirms these bioaccumulation potential differences for [dioxins and furans] for fish in ecosystems outside the Great Lakes.*" Recently, the USEPA and

the Regional Water Board incorporated the national BEFs into the dioxin-TEQ calculations required for the NPDES permit for the City and County of San Francisco's Oceanside Water Pollution Control Plant (Order No. R2-2009-0062).

The San Francisco Estuary Institute's expert panel concluded that, if suitable data are unavailable to derive site-specific BEFs for the San Francisco Bay Region, use of BEFs derived for the Great Lakes System is preferable to omitting BEFs altogether. The panel also explained that because BEFs for the congeners most commonly detected in wastewater can be as low as 0.01, calculating dioxin-TEQ without BEFs (the current practice at the time) may mischaracterize the significance of dioxin and furan discharges by as much as two orders of magnitude.

Therefore, for the purpose of monitoring and reporting, and to conduct a future RPA, this Order requires the Dischargers to calculate and report dioxin TEQ using the following formula, where the TEFs and BEFs are as listed in Table F-8:

$$\text{Dioxin-TEQ} = \sum(C_x \times \text{TEF}_x \times \text{BEF}_x)$$

where:

C_x = concentration of dioxin or furan congener x

TEF_x = TEF for congener x

BEF_x = BEF for congener x

Table F-8. Toxicity Equivalency Factors and Bioaccumulation Equivalency Factors

Dioxin or Furan Congener	Toxicity Equivalency Factor (TEF)	Bioaccumulative Equivalency Factor (BEF)
2,3,7,8-TCDD	1.0	1.0
1,2,3,7,8-PeCDD	1.0	0.9
1,2,3,4,7,8-HxCDD	0.1	0.3
1,2,3,6,7,8-HxCDD	0.1	0.1
1,2,3,7,8,9-HxCDD	0.1	0.1
1,2,3,4,6,7,8-HpCDD	0.01	0.05
OCDD	0.0001	0.01
2,3,7,8-TCDF	0.1	0.8
1,2,3,7,8-PeCDF	0.05	0.2
2,3,4,7,8-PeCDF	0.5	1.6
1,2,3,4,7,8-HxCDF	0.1	0.08
1,2,3,6,7,8-HxCDF	0.1	0.2
1,2,3,7,8,9-HxCDF	0.1	0.6
2,3,4,6,7,8-HxCDF	0.1	0.7
1,2,3,4,6,7,8-HpCDF	0.01	0.01

Dioxin or Furan Congener	Toxicity Equivalency Factor (TEF)	Bioaccumulative Equivalency Factor (BEF)
1,2,3,4,7,8,9-HpCDF	0.01	0.4

c. Applicable Basin Plan Objectives

The Basin Plan Objectives applicable to the Discharger are identified in Table F-9. These objectives were evaluated with respect to effluent monitoring data and facility operations when considering effluent limitations to be included in this Order.

Table F-9. Applicable Basin Plan Numeric Water Quality Objectives

Constituent	Units	Water Quality Criteria
pH	s.u.	Between 6.5 and 8.5 at all times, ambient pH shall not be changed more than 0.5 units from natural conditions
Temperature	°F	Receiving water shall not be altered by more than 5°F above the natural temperature.
Turbidity	NTU	Where natural turbidity is between 0 and 50 NTU, increases shall not exceed 20%. Where natural turbidity is greater than 50 NTU increases shall not exceed 10%.

In addition to the objectives in Table F-9, the Basin Plan includes amendments to the freshwater objectives for ammonia as follows:

d. Ammonia

Site Specific Objectives for Ammonia in the San Gabriel, Los Angeles, and Santa Clara River Watersheds. Effective April 23, 2009. The site specific objectives (SSOs) revise the 30-day average ammonia objective for selected inland waterbodies, including Coyote Creek. The SSO is dependent on pH, temperature, and the presence or absence of early life stages of fish (ELS) in the waterbody. The Regional Water Board determined that the physical conditions of Coyote Creek precludes the presence of ELS in significant numbers. In addition to setting the 30-day average concentration, the amendment further states that the highest 4-day average ammonia concentration within the 30-day period shall not exceed 2.5 times the 30-day average objective, and there shall be no more than one exceedance in a 3-year period. The 30-day average ammonia objective for Coyote Creek is calculated using the following formula:

$$30\text{-day avg. concentration (mg/L)} = \left(\frac{0.0676}{1 + 10^{7.688 - \text{pH}}} + \frac{2.912}{1 + 10^{\text{pH} - 7.688}} \right) * 0.854 * 2.96 * 10^{0.028 * (25 - \text{Max}(T, 7))}$$

Where: pH = Most stringent pH in downstream receiving water

T = Temperature in downstream receiving water (°C)

Update of Freshwater Ammonia Objective. This became effective July 15, 2003. This amendment updated the one-hour average and the 30-day average ammonia Basin Plan objectives. For Coyote Creek, the SSOs supercede this amendment for the 30-day average ammonia objective. However, this amendment still applies to the 1-hour ammonia objective. As described in the amendment, the 1-hour objective is dependent on pH and the presence or absence of salmonids. The Regional Water Board, as described in this amendment, considers waterbodies designated as COLD or MIGR to be "salmonid present." Waterbodies not designated as COLD and/or MIGR are considered to be "salmonid absent." Coyote Creek is not designated COLD and/or MIGR; therefore the 1-hour water quality objective for ammonia is calculated using the following formula:

$$\text{1-hour avg. concentration (mg/L)} = \frac{0.411}{1 + 10^{7.204 - \text{pH}}} + \frac{58.4}{1 + 10^{\text{pH} - 7.204}}$$

No effluent monitoring data for ammonia were available to determine reasonable potential with respect the applicable Basin Plan Objectives. This Order includes quarterly effluent monitoring requirements for ammonia.

3. Determining the Need for WQBELs

In accordance with Section 1.3 of the SIP, the Regional Water Board conducts a reasonable potential analysis (RPA) for each priority pollutant with an applicable criterion or objective to determine if a WQBEL is required in the permit. The Regional Water Board analyzes effluent and receiving water data and identifies the maximum observed effluent concentration (MEC) and maximum background concentration (B) in the receiving water for each constituent. To determine reasonable potential, the MEC and the B are then compared with the applicable water quality objectives (C) outlined in the CTR, NTR, and the Basin Plan. For all pollutants that have a reasonable potential to cause or contribute to an excursion above a numeric water quality standard, a numeric WQBEL is required. The RPA considers water quality criteria from the CTR and NTR, and when applicable, water quality objectives specified in the Basin Plan. To conduct the RPA, the Regional Water Board identifies the MEC and maximum background concentration in the receiving water for each constituent, based on data provided by the Discharger.

Section 1.3 of the SIP provides the procedures for determining reasonable potential to exceed applicable water quality criteria and objectives. The SIP specifies three triggers to complete an RPA:

- 1) Trigger 1 – If the MEC ≥ C, a limit is needed.
- 2) Trigger 2 – If the background concentration B > C and the pollutant is detected in the effluent, a limit is needed.

- 3) Trigger 3 – If other related information such as CWA 303(d) listing for a pollutant, discharge type, compliance history, etc. indicates that a WQBEL is required.

Sufficient effluent and receiving water data are needed to conduct a complete RPA. If data are not sufficient, the Discharger will be required to gather the appropriate data for the Regional Water Board to conduct the RPA. Upon review of the data, and if the Regional Water Board determines that WQBELs are needed to protect the beneficial uses, the permit will be reopened for appropriate modification.

The RPA was performed for the priority pollutants regulated in the CTR for which data are available. Effluent data for storm water commingled with treated ground water and condensate through discharge through Discharge Point No. 001 were recorded once per month for copper, chromium (VI), mercury, selenium, benzene, 1,1-dichlorobenzene, 1,2-dichlorobenzene, ethylbenzene, toluene, phenol, and total xylenes; once per quarter for lead; and once per year for the each of the remaining priority pollutants during the term of Order No. R4-2005-0072. Receiving water data for Coyote Creek are available for each year during the term of Order No. R4-2005-0072. A summary of the RPA is as follows:

Table F-10. Summary Reasonable Potential Analysis

CTR No.	Constituent	Applicable Water Quality Criteria (C)	Max Effluent Conc. (MEC)	Maximum Detected Receiving Water Conc. (B)	RPA Result - Need Limit?	Reason
		µg/L	µg/L	µg/L		
1	Antimony, Total Recoverable	4,300	50	50	No	MEC<C, B<C
2	Arsenic, Total Recoverable	150	57.4	8.02	No	MEC<C, B<C
4	Cadmium, Total Recoverable	6.5	ND ¹	10	No	Not Detected in Effluent
5b	Chromium (VI)	11	0.41	Not Analyzed	Yes	Trigger 3 ²
7	Lead, Total Recoverable ³	15	20.6	21.1	Yes	Trigger 1, MEC>C
8	Mercury, Total Recoverable	0.051	0.183	0.158	Yes	Trigger 1, MEC>C
9	Nickel, Total Recoverable	149	ND ¹	20	No	MEC<C, B<C
10	Selenium, Total Recoverable	5.0	14.6	16.5	Yes	Trigger 1, MEC>C
11	Silver, Total Recoverable	34	0.40	ND ¹	No	MEC<C, B<C
12	Thallium, Total Recoverable	6.3	22.6	4.37	Yes	Trigger 1, MEC>C
13	Zinc, Total Recoverable ³	340	15	76.5	No	MEC<C, B<C

CTR No.	Constituent	Applicable Water Quality Criteria (C)	Max Effluent Conc. (MEC)	Maximum Detected Receiving Water Conc. (B)	RPA Result - Need Limit?	Reason
		µg/L	µg/L	µg/L		
19	Benzene	71	1.8	ND ¹	No	MEC<C, B<C
36	Methylene Chloride	1,600	11	11	No	MEC<C, B<C
39	Toluene	200,000	0.39	0.26	No	MEC<C, B<C
54	Phenol	4,600,000	150	ND ¹	No	MEC<C, B<C
68	Bis(2-Ethylhexyl)Phthalate	5.9	0.52	3.6	No	MEC<C, B<C

¹ ND = Non-detect

² Order No. R4-2005-0072 included a numeric effluent limitation for chromium VI for Discharge Point No. 001, and it is a pollutant of concern in the Facility's discharge; therefore, WQBELs for chromium (VI) continue to be applicable to the Facility based on SIP procedures.

³ Dry-weather only. Reasonable potential for lead and zinc during wet-weather and applicable wet-weather WLAs are established in the Metals TMDL.

Based on the RPA, pollutants that demonstrate reasonable potential are chromium (VI), lead, mercury, selenium, and thallium, for discharge through Discharge Point No. 001. Refer to Attachment J for a summary of the RPA and associated effluent limitation calculations.

USEPA developed WQBELs for copper, lead, and zinc that have available WLAs under a TMDL. The effluent limitations for these pollutants were established regardless of whether or not there is reasonable potential for the pollutants to be present in the discharge at levels that would cause or contribute to a violation of water quality standards. The Regional Water Board developed WQBELs for these pollutants pursuant to section 122.44(d)(1)(vii), which does not require an RPA. Similarly, Section 1.3 of the SIP recognizes that an RPA is not appropriate if a TMDL has been developed.

4. WQBEL Calculations

- a. If a reasonable potential exists to exceed applicable water quality criteria or objectives, then a WQBEL must be established in accordance with one or more of the three procedures contained in Section 1.4 of the SIP. These procedures include:
 - i. If applicable and available, use of the WLA established as part of a TMDL.
 - ii. Use of a steady-state model to derive maximum daily effluent limitations (MDELs) and average monthly effluent limitations (AMELs).

- iii. Where sufficient effluent and receiving water data exist, use of a dynamic model, which has been approved by the Regional Water Board.
- b. WQBELs for chromium (VI), lead (dry-weather only), mercury, selenium, and thallium are based on monitoring results and following the procedure based on the steady-state model, available in Section 1.4 of the SIP.
- c. The dry-weather WQBELs for copper and wet-weather WQBELs for copper, lead, and zinc are based on the WLAs established in the Metals TMDL and the procedures specified in Section 1.4 of the SIP. The Metals TMDL states that dry-weather limits are applicable when the flow of Coyote Creek is less than 156 cubic feet per second (cfs) and the wet-weather limits are applicable when the flow of Coyote Creek is 156 cfs or more. Since there are no dry-weather WLAs for lead, dry-weather WQBELs are based on monitoring results and following the procedure based on the steady-state model, available in Section 1.4 of the SIP. Zinc did not show reasonable potential to cause or contribute to downstream impairment; therefore, only wet-weather effluent limitations are established for zinc in the proposed Order.
- d. Since many of the streams in the region have minimal upstream flows, mixing zones and dilution credits are usually not appropriate. Therefore, in this tentative Order, no dilution credit is being allowed. However, in accordance with the reopener provision in section VI.C.1.e of the Order, this Order may be reopened upon the submission by the Discharger of adequate information to establish appropriate dilution credits or a mixing zone, as determined by the Regional Water Board.
- e. WQBELs Calculation Example

Using selenium and copper as examples, the following demonstrates how WQBELs were established for this Order. The tables in Attachment J summarize the development and calculation of all WQBELs for this Order using the process described below.

Concentration-Based Effluent Limitations

A set of AMEL and MDEL values are calculated separately, one set for the protection of aquatic life and the other for the protection of human health. The AMEL and MDEL limitations for aquatic life and human health are compared, and the most restrictive AMEL and the most restrictive MDEL are selected as the WQBEL.

The following is an example of how the AMEL and MDEL were computed for selenium and copper. The selenium AMEL and MDEL is based on the protection of aquatic life and human health, while the copper AMEL and MDEL is based on the Metals TMDL. Both types of limitations are established in this Order.

Calculation of aquatic life AMEL and MDEL:

Step 1: For each constituent requiring an effluent limit, identify the applicable water quality criteria or objective. For each criteria determine the effluent concentration allowance (ECA) using the following steady state equation:

$$\begin{aligned} \text{ECA} &= C + D(C-B) \quad \text{when } C > B, \text{ and} \\ \text{ECA} &= C \quad \text{when } C \leq B, \end{aligned}$$

- Where
- C = The priority pollutant criterion/objective, adjusted if necessary for hardness, pH and translators. In this Order a hardness value of 345 mg/L (as CaCO₃) was used for development of hardness-dependant criteria, and a pH of 7.13 was used for pH-dependant criteria.
 - D = The dilution credit, and
 - B = The ambient background concentration

As discussed above, for this Order, dilution was not allowed; therefore:

$$\text{ECA} = C$$

For selenium the applicable water quality criteria are (reference Table F-6):

$$\begin{aligned} \text{ECA}_{\text{acute}} &= 20 \mu\text{g/L} \\ \text{ECA}_{\text{chronic}} &= 5.0 \mu\text{g/L} \end{aligned}$$

When a WLA has been established through a TMDL for a parameter, the WLA is set equal to the ECA.

For copper, the applicable WLAs are (reference Table F-7)

$$\begin{aligned} \text{WLA}_{\text{wet}} &= 27 \mu\text{g/L} \\ \text{WLA}_{\text{dry}} &= 20 \mu\text{g/L} \end{aligned}$$

Step 2: For each ECA based on aquatic life criterion/objective, determine the long-term average discharge condition (LTA) by multiplying the ECA by a factor (multiplier). The multiplier is a statistically based factor that adjusts the ECA to account for effluent variability. The value of the multiplier varies depending on the coefficient of variation (CV) of the data set and whether it is an acute or chronic criterion/objective. Table 1 of the SIP provides pre-calculated values for the multipliers based on the value of the CV. Equations to develop the multipliers in place of using values in the tables are provided in Section 1.4, Step 3 of the SIP and will not be repeated here.

$$\text{LTA}_{\text{acute}} = \text{ECA}_{\text{acute}} \times \text{Multiplier}_{\text{acute}} \quad 99$$

$$\text{LTA}_{\text{chronic}} = \text{ECA}_{\text{chronic}} \times \text{Multiplier}_{\text{chronic}} \quad 99$$

The CV for the data set must be determined before the multipliers can be selected and will vary depending on the number of samples and the standard deviation of a data set. If the data set is less than 10 samples, or at least 80% of the samples in the data set are reported as non-detect, the CV shall be set equal to 0.6. There were 71 samples in the data set for selenium and less than 80% were reported as non-detect, therefore, the CV was calculated as the estimated standard deviation divided by the arithmetic mean of the observed values, in accordance with Section 1.4 of the SIP.

For selenium, the following data was used to develop the acute and chronic LTA using equations provided in Section 1.4, Step 3 of the SIP (Table 1 of the SIP also provides this data up to three decimals):

No. of Samples	CV	ECA Multiplier _{acute 99}	ECA Multiplier _{chronic 99}
71	1.18	0.176	0.325

$$LTA_{acute} = 20 \mu\text{g/L} \times 0.176 = 3.52 \mu\text{g/L}$$

$$LTA_{chronic} = 5.0 \mu\text{g/L} \times 0.325 = 1.62 \mu\text{g/L}$$

For copper, the following data was used to develop the acute and chronic LTA using equations provided in Section 1.4, Step 3 of the SIP (Table 1 of the SIP also provides this data up to three decimals):

No. of Samples	CV	ECA Multiplier _{wet}	ECA Multiplier _{dry}
46	0.60	0.321	0.527

Note that for copper, lead, and zinc, the acute criterion was used to develop the wet weather WLA and therefore acute multipliers will be used to develop the wet-weather effluent limitations. Further, the chronic criterion was used to develop the dry-weather WLA and therefore the chronic multipliers will be used to develop the dry-weather effluent limitations. The chronic criterion is used for dry-weather because it is the most protective and the most applicable to dry-weather, which occurs for long, uninterrupted periods of time in the Los Angeles Region.

$$LTA_{wet} = 27 \mu\text{g/L} \times 0.321 = 8.67 \mu\text{g/L}$$

$$LTA_{dry} = 20 \mu\text{g/L} \times 0.527 = 10.54 \mu\text{g/L}$$

Step 3: Select the most limiting (lowest) of the LTA.

$$LTA = \text{most limiting of } LTA_{acute} \text{ or } LTA_{chronic}$$

For selenium, the most limiting LTA was the LTA_{acute}

$$LTA = 1.62 \mu\text{g/L}$$

For copper, since the acute criterion is the basis for the wet-weather effluent limitations and the chronic criterion is the basis for the dry-weather effluent limitations, two receiving water conditions exist for the parameters listed in the Metals TMDL, thus both LTAs (wet and dry) will be used.

Step 4: Calculate the WQBELs by multiplying the LTA by a factor (multiplier). WQBELs are expressed as AMELs and MDELs. The multiplier is a statistically based factor that adjusts the LTA for the averaging periods and exceedance frequencies of the criteria/objectives and the effluent limitations. The value of the multiplier varies depending on the probability basis, the CV of the data set, the number of samples (for AMEL) and whether it is a monthly or daily limit. Table 2 of the SIP provides pre-calculated values for the multipliers based on the value of the CV and the number of samples. Equations to develop the multipliers in place of using values in the tables are provided in Section 1.4, Step 5 of the SIP and will not be repeated here.

$$AMEL_{\text{aquatic life}} = LTA \times AMEL_{\text{multiplier } 95}$$

$$MDEL_{\text{aquatic life}} = LTA \times MDEL_{\text{multiplier } 99}$$

AMEL multipliers are based on a 95th percentile occurrence probability, and the MDEL multipliers are based on the 99th percentile occurrence probability. If the number of samples is less than four (4), the default number of samples to be used is four (4).

For selenium, the following data was used to develop the AMEL and MDEL for aquatic life using equations provided in Section 1.4, Step 5 of the SIP (Table 2 of the SIP also provides this data up to two decimals):

No. of Samples Per Month	CV	Multiplier _{MDEL 99}	Multiplier _{AMEL 95}
4	1.18	5.69	2.12

$$AMEL_{\text{aquatic life}} = 1.62 \mu\text{g/L} \times 2.12 = 3.4 \mu\text{g/L}$$

$$MDEL_{\text{aquatic life}} = 1.62 \mu\text{g/L} \times 5.69 = 9.2 \mu\text{g/L}$$

For copper, the following data was used to develop the AMEL and MDEL for dry-weather and wet-weather using equations provided in Section 1.4, Step 5 of the SIP (Table 2 of the SIP also provides this data up to two decimals):

No. of Samples Per Month	CV	Multiplier _{MDEL 99}	Multiplier _{AMEL 95}
4	0.60	3.12	1.55

Copper_{wet}
 $AMEL_{wet} = 8.67 \mu\text{g/L} \times 1.55 = 13.4 \mu\text{g/L}$

$MDEL_{wet} = 8.67 \mu\text{g/L} \times 3.11 = 27.0 \mu\text{g/L}$

Copper_{dry}
 $AMEL_{dry} = 10.54 \mu\text{g/L} \times 1.55 = 16.3 \mu\text{g/L}$

$MDEL_{dry} = 10.54 \mu\text{g/L} \times 3.11 = 32.9 \mu\text{g/L}$

Calculation of human health AMEL and MDEL:

Step 5: For the ECA based on human health, set the AMEL equal to the $ECA_{human\ health}$

$AMEL_{human\ health} = ECA_{human\ health}$

However, for selenium, $ECA_{human\ health} = \text{Not Available}$. The CTR does not contain a numeric selenium criterion protective of human health; therefore, it was not possible to develop a selenium AMEL based on human health criteria.

For copper this step is not necessary since the WLA was based on a TMDL and would therefore incorporate any applicable criteria for the protection of human health.

Step 6: Calculate the MDEL for human health by multiplying the AMEL by the ratio of the $Multiplier_{MDEL}$ to the $Multiplier_{AMEL}$. Table 2 of the SIP provides pre-calculated ratios to be used in this calculation based on the CV and the number of samples.

$MDEL_{human\ health} = AMEL_{human\ health} \times (Multiplier_{MDEL} / Multiplier_{AMEL})$

There are no criteria protective of human health for selenium; therefore, the limitations for selenium are based on aquatic life criteria.

For copper this step is not applicable since the WLA was based on a TMDL.

Step 7: Select the lower of the AMEL and MDEL based on aquatic life and human health as the water-quality based effluent limit for the Order.

For selenium:

$AMEL_{aquatic\ life}$	$MDEL_{aquatic\ life}$	$AMEL_{human\ health}$	$MDEL_{human\ health}$
3.4 $\mu\text{g/L}$	9.2	Not Applicable	Not Applicable

For selenium there are no human health criteria; therefore, the AMEL and MDEL based on aquatic life criteria are established as the WQBELs. However, the MDEL in the current permit is more stringent than the 9.24 µg/L calculated above, so the MDEL of 8.2 µg/L is carried over from the previous Order (see section IV.D). For mercury and thallium, there are no aquatic life criteria; therefore, the AMEL and MDEL based on the human health criteria are established as the WQBELs. These limitations are expected to be protective of beneficial uses.

For the parameters subject to the Metals TMDL, such as copper, a comparison is not necessary and the effluent limitations are applied directly:

AMEL _{wet}	MDEL _{wet}	AMEL _{human health}	MDEL _{human health}
13 µg/L	27 µg/L	Not Applicable	Not Applicable

AMEL _{dry}	MDEL _{dry}	AMEL _{human health}	MDEL _{human health}
16 µg/L	33 µg/L	Not Applicable	Not Applicable

5. WQBELS Based on Basin Plan Objectives

The Basin Plan objective for pH is included as effluent limitations expressed as an instantaneous minimum of 6.5 and an instantaneous maximum of 8.5. The Basin Plan identifies numeric temperature objectives and references the Thermal Plan. A white paper was developed by Regional Water Board staff entitled *Temperature and Dissolved Oxygen Impacts on Biota in Tidal Estuaries and Enclosed Bays in the Los Angeles Region*. The white paper evaluated the optimum temperatures for steelhead, topsmelt, ghost shrimp, brown rock crab, jackknife clam, and blue mussel. Based on the requirements of the thermal plan and the findings included in the white paper, this Order contains an effluent maximum temperature limitation of 86° F.

6. Whole Effluent Toxicity (WET)

Whole effluent toxicity (WET) protects the receiving water quality from the aggregate toxic effect of a mixture of pollutants in the effluent. WET tests measure the degree of response of exposed aquatic test organisms to an effluent. The WET approach allows for protection of the narrative “no toxics in toxic amounts” criterion while implementing numeric criteria for toxicity. There are two types of WET tests: acute and chronic. An acute toxicity test is conducted over a short time period and measures mortality. A chronic toxicity test is conducted over a longer period of time and may measure mortality, reproduction, and growth.

The Basin Plan specifies a narrative objective for toxicity, requiring that all waters be maintained free of toxic substances in concentrations that are lethal to or produce other detrimental responses by aquatic organisms. Detrimental response includes but is not limited to decreased growth rate, decreased reproductive success of

resident or indicator species, and/or significant alterations in population, community ecology, or receiving water biota. The existing Order contains acute toxicity limitations and monitoring requirements in accordance with the Basin Plan, in which the acute toxicity objective for discharges dictates that the average survival in undiluted effluent for any three consecutive 96-hour static or continuous flow bioassay tests shall be at least 90%, with no single test having less than 70% survival. Annual acute toxicity data for the years 2006 through 2009 submitted by the Discharger indicate 87 to 100 percent survival rates. Consistent with Basin Plan requirements, the tentative Order carries over the acute toxicity limitations and monitoring requirements from the existing Order. In addition, the Order establishes thresholds that when exceeded requires the Discharger to conduct accelerated toxicity testing and/or conduct toxicity reduction evaluation (TRE) and toxicity identification evaluation (TIE) studies.

In addition to the Basin Plan requirements, Section 4 of the SIP states that a chronic toxicity effluent limitation is required in permits for all discharges that will cause, have the reasonable potential to cause, or contribute to chronic toxicity in receiving waters. The discharges from Discharge Point No. 001 could contribute to long-term toxic effects within the receiving water. However, no chronic toxicity data are available for the discharge. Therefore, in accordance with the SIP, the Discharger will be required to conduct chronic toxicity testing to demonstrate compliance with the Basin Plan narrative objective for toxicity.

7. Final WQBELs

This Order includes effluent limitations for copper based on a dry weather WLA and effluent limitations for copper, lead and zinc based on wet weather WLAs. Effluent limitations for chromium (VI) and mercury, based on the SIP procedures, are carried over from Order No. R4-2005-0072. Further, this Order retains effluent limitations for pH and temperature consistent with Basin Plan Objectives

Table F-11. Summary of Water Quality-based Effluent Limitations

Parameter	Units	Effluent Limitations		
		Average Monthly	Maximum Daily	Instantaneous Minimum/Maximum
pH	s.u.	--	--	6.5/8.5
Temperature	°F	--	--	--/86
Chromium (VI) ²	µg/L	8.1	16	
	lbs/day ¹	0.010	0.020	
Copper, Total Recoverable (Dry Weather) ³	µg/L	16	33	
	lbs/day ¹	0.020	0.041	
Copper, Total Recoverable (Wet Weather) ⁴	µg/L	13	27	
	lbs/day ¹	0.016	0.034	

Parameter	Units	Effluent Limitations		
		Average Monthly	Maximum Daily	Instantaneous Minimum/Maximum
Lead, Total Recoverable (Dry Weather) ⁵	µg/L	8.2	26	
	lbs/day ¹	0.010	0.019	
Lead, Total Recoverable (Wet Weather) ⁴	µg/L	34	106	
	lbs/day ¹	0.043	0.13	
Mercury, Total Recoverable	µg/L	0.051	0.14	
	lbs/day ¹	0.000064	0.00018	
Selenium, Total Recoverable	µg/L	3.4	9.2	
	lbs/day ¹	0.0043	0.012	
Thallium, Total Recoverable	µg/L	6.3	13	
	lbs/day ¹	0.0079	0.016	
Zinc, Total Recoverable (Wet Weather) ^{4,6}	µg/L	79	158	
	lbs/day ¹	0.10	0.20	

- ¹ The mass emissions rate is based on a maximum flow of 150,000 gpd and is calculated as follows: Flow (gpd) x Concentration ((mg/L) x 0.00000834 (conversion factor) = lbs/day.
- ² Chromium (VI) did not trigger reasonable potential with the data submitted. However, the pollutant was detected and is considered a pollutant of concern for the Facility. Therefore, the effluent limitations from Order No. R4-2005-0072 are carried over to the proposed permit.
- ³ Dry-weather effluent limitation. Dry-weather effluent limitations are only applicable any day that the maximum daily flow of Coyote Creek is less than 156 cfs, as measured at the LACDPW gauging station F354-R.
- ⁴ Wet-weather effluent limitation. Wet-weather effluent limitations are only applicable any day that the maximum daily flow of Coyote Creek is greater than or equal to 156 cfs, as measured at the LACDPW gauging station F354-R.
- ⁵ The San Gabriel River and Tributaries Metals TMDL does not establish a WLA for lead during dry-weather. The dry-weather AMEL for lead is based on effluent monitoring data and Section 1.4 of the SIP. A new MDEL was also calculated for lead; however, the current technology based MDEL for lead is more stringent than the newly calculated MDEL and has been carried over to this proposed Order.
- ⁶ The San Gabriel River and Tributaries Metals TMDL does not establish a WLA for zinc during dry-weather and zinc did not trigger reasonable potential to exceed applicable water quality criteria and objectives in accordance with Section 1.4 of the SIP. Therefore, the proposed Order does not include dry weather effluent limitations for zinc.

D. Final Effluent Limitations

Section 402(o) of the CWA and section 122.44(l) require that effluent limitations or conditions in reissued Orders be at least as stringent as those in the existing Orders based on the submitted sampling data. Order No. R4-2005-0072 contains effluent limitations for pH, temperature, turbidity, TSS, oil and grease, BOD, settleable solids, MEK, TPH, total xylenes, chromium VI, benzene, 1,1-dichloroethane, ethylbenzene, phenol, and toluene. Removal of these numeric limitations would constitute backsliding

under CWA section 402(o). The Regional Water Board has determined that these numeric effluent limitations continue to be applicable to the Facility.

Effluent limitations (AMEL and MDEL) were calculated for mercury, selenium, and dry weather discharges of lead, based on the reasonable potential determination and SIP procedures. For mercury and selenium, the calculated MDELs would result in less stringent limitations than WQBELs contained in Order No. R4-2005-0072. Similarly, the calculated MDEL for lead would be less stringent than the BPJ, technology-based MDEL for lead contained in Order R4-2005-0072. This proposed Order replaces the AMEL of 13 µg/L for MTBE in Order No. R4-2005-0072 with a more stringent MDEL equal to 5 µg/L. In addition, this Order includes a new BPJ-technology-based limitation for TBA equal to 12 µg/L.

1. Satisfaction of Anti-Backsliding Requirements

Some effluent limitations in this Order are less stringent than those in the current Order. As discussed below, this relaxation of effluent limitations is consistent with the anti-backsliding requirements of the CWA and federal regulations.

Effluent limitations for selenium and mercury were calculated based on SIP methodology. Effluent data from January 2006 through December 2009 were used to calculate an effluent selenium CV of 1.18. The resulting selenium MDEL of 9.2 µg/L is higher than the MDEL of 8.2 µg/L calculated in Order No. R4-2005-0072 due to the higher CV (the CV used in Order No. R4-2005-0072 was 0.6). Similarly, for mercury, a higher CV of 1.18, using recent data, resulted in an MDEL equal to 0.14 µg/L, compared to the mercury MDEL of 0.102 established in Order No. R4-2005-0072. Section 303(d)(4) of the CWA and 40 CFR 122.44(l) allows for backsliding if *“Information is available which was not available at the time of permit issuance (other than revised regulations, guidance, or test methods) and which would have justified the application of a less stringent effluent limitation at the time of permit issuance”*. The CVs used to calculate the MDEL in this Order constitutes new information. Furthermore, the SIP procedures incorporate effluent variability to develop AMELs and MDELs which, in combination, are protective of water quality objectives.

The effluent limitations calculated as specified in Section 1.4 of the SIP for copper, lead, and zinc, as described in section IV.C.4 of this Fact Sheet, have been compared to the final MDELs contained in Order No. R4-2005-0072. A summary of this comparison is provided in Table F-12.

Table F-12. Effluent Limitation Comparison for Copper, Lead, and Zinc

Parameters		Calculated AMEL	Calculated MDEL	Order No. R4-2005-0072 AMEL	Order No. R4-2005-0072 MDEL
Copper, Total Recoverable (µg/L)	Dry-Weather	16	33	22.28	44.70
	Wet-Weather	13	27		
Lead, Total Recoverable (µg/L)	Dry-Weather	8.2 ¹	15 ²	--	15
	Wet-Weather	34	106		
Zinc, Total Recoverable (µg/L)	Dry-Weather	³	³	--	--
	Wet-Weather	79	158		

- ¹ The San Gabriel River and Tributaries Metals TMDL does not establish a WLA for lead during dry-weather. Therefore, the dry-weather AMEL for lead is based on effluent monitoring data and Section 1.4 of the SIP.
- ² The San Gabriel River and Tributaries Metals TMDL does not establish a WLA for lead during dry-weather. Order No. R4-2005-0072 establishes a technology based MDEL of 15 µg/L for lead, which is more stringent than the calculated WQBEL. Therefore, the dry-weather MDEL for lead is a technology based effluent limitation and is carried over from Order No. R4-2005-0072.
- ³ The San Gabriel River and Tributaries Metals TMDL does not establish a WLA for zinc during dry-weather and zinc did not trigger reasonable potential to exceed applicable water quality criteria and objectives in accordance with Section 1.4 of the SIP. Therefore, the proposed order does not include dry weather effluent limitations for zinc.

The wet-weather MDEL for lead is less stringent than the MDEL established in Order No. R4-2005-0072. State and federal anti-backsliding regulations require that effluent limitations established in new permits be at least as stringent as the effluent limitations in the previous permit, with some exceptions. Section 303(d)(4) of the CWA allows for backsliding if the less stringent limitations are based on a TMDL with the cumulative effect being that the limitations assure attainment of water quality standards in the receiving water for those specific parameters. The WLAs in the Metals TMDL for copper, lead and zinc were derived based on CTR criteria and site specific metals translators with the purpose of attaining water quality standards in the receiving water. Thus, the application of the newly calculated TMDL-based effluent limitations for copper, lead, and zinc, even if less stringent than the previous effluent limitations, are consistent with State and federal anti-backsliding regulations and are expected to be protective of water quality.

2. Satisfaction of Antidegradation Policy

Section 131.12 requires that the state water quality standards include an anti-degradation policy consistent with the federal policy. The State Water Board established California’s antidegradation policy in State Water Board Resolution No. 68-16. Resolution No. 68-16 incorporates the federal antidegradation policy where the federal policy applies under federal law. Resolution No. 68-16 requires that existing water quality be maintained unless degradation is justified based on specific

findings. The Regional Water Board's Basin Plan implements, and incorporates by reference, both the State and federal antidegradation policies.

The permitted discharge is consistent with the antidegradation provision of section 131.12 and State Water Board Resolution No. 68-16. The final limitations in this Order are in compliance with antidegradation requirements and meet the requirements of the SIP because these limits hold the Discharger to performance levels that will not cause or contribute to water quality impairment or further quality degradation that could result from an increase in permitted design flow or a reduction in the level of treatment. Further, compliance with these requirements will result in the use of best practicable treatment or control of the discharge.

3. Stringency of Requirements for Individual Pollutants

This Order contains both technology-based effluent limitations and WQBELs for individual pollutants. The technology-based effluent limitations consist of restrictions on BOD, oil and grease, turbidity, lead, total suspended solids (TSS), benzene, 1,1-dichloroethane, 1,2-dichloroethane, ethylbenzene, toluene, phenol, methyl ethyl ketone (MEK), methyl tertiary butyl ether (MTBE), tertiary butyl alcohol (TBA), total petroleum hydrocarbons (TPH), settleable solids, and total xylenes. Restrictions on these parameters are discussed in section IV.B.2 of this Fact Sheet. This Order's technology-based pollutant restrictions implement the minimum, applicable federal technology-based requirements. These limitations are not more stringent than required by the CWA.

This Order includes WQBELs for pH, temperature, chromium (VI), copper, lead, mercury, selenium, thallium, and zinc. WQBELs have been scientifically derived to implement water quality objectives that protect beneficial uses. Both the beneficial uses and the water quality objectives have been approved pursuant to federal law and are the applicable federal water quality standards. To the extent that toxic pollutant WQBELs were derived from the CTR, the CTR is the applicable standard pursuant to section 131.38. The scientific procedures for calculating the individual WQBELs for priority pollutants are based on the CTR-SIP, which was approved by USEPA on May 18, 2000. All beneficial uses and water quality objectives contained in the Basin Plan were approved under State law and submitted to and approved by USEPA prior to May 30, 2000. Any water quality objectives and beneficial uses submitted to USEPA prior to May 30, 2000, but not approved by USEPA before that date, are nonetheless "applicable water quality standards for purposes of the CWA" pursuant to section 131.21(c)(1).

Table F-13. Summary of Final Effluent Limitations

Parameter	Units	Effluent Limitations			Basis ¹
		Average Monthly	Maximum Daily	Instantaneous Minimum/Maximum	
Conventional Pollutants					
pH	s.u.	--	--	6.5/8.5	BP
Total Suspended Solids	mg/L	50	75		E, BPJ
	lbs/day ²	63	94		
Oil and Grease	mg/L	10	15		E, BPJ
	lbs/day ²	13	19		
Biochemical Oxygen Demand (5-day @ 20 deg. C)	mg/L	20	30		E, BPJ
	lbs/day ²	25	38		
Nonconventional Pollutants					
Temperature	°F	--	--	/86	BP, TP, WP
Turbidity	NTU	50	75		E, BPJ
Settleable Solids	ml/L	0.1	0.3		E, BPJ
Methyl Ethyl Ketone (MEK)	µg/L	50	--		E, BPJ
	lbs/day ²	0.063	--		
Methyl Tertiary Butyl Ether (MTBE)	µg/L	--	5.0		MCL, BPJ
	lbs/day ²	--	0.0063		
Tertiary butyl alcohol (TBA)	µg/L	--	12		MCL, BPJ
	lbs/day ²	--	0.015		
Total Petroleum Hydrocarbons (TPH) ³	µg/L	--	100		E, BPJ
	lbs/day ²	--	0.13		
Xylenes, Total	µg/L	10	--		E, BPJ
	lbs/day ²	0.013	--		
Acute Toxicity	% Survival	4			BP, SIP
Chronic Toxicity	TU _c	5			BP, SIP
Priority Pollutants					
Chromium (VI)	µg/L	8.1	16		CTR, SIP
	lbs/day ²	0.010	0.020		
Copper, Total Recoverable (Dry Weather) ⁶	µg/L	16	33		TMDL
	lbs/day ²	0.020	0.041		

Parameter	Units	Effluent Limitations			Basis ¹
		Average Monthly	Maximum Daily	Instantaneous Minimum/Maximum	
Copper, Total Recoverable (Wet Weather) ⁷	µg/L	13	27		TMDL
	lbs/day ²	0.016	0.034		
Lead, Total Recoverable (Dry Weather) ⁸	µg/L	8.2	15		CTR, SIP
	lbs/day ²	0.010	0.019		
Lead, Total Recoverable (Wet Weather) ⁷	µg/L	34	106		TMDL
	lbs/day ²	0.043	0.13		
Mercury, Total Recoverable	µg/L	0.051	0.14		CTR, SIP
	lbs/day ²	0.000064	0.00018		
Selenium, Total Recoverable	µg/L	3.4	9.2		CTR, SIP
	lbs/day ²	0.0043	0.012		
Thallium, Total Recoverable	µg/L	6.3	13		CTR, SIP
	lbs/day ²	0.0079	0.016		
Zinc, Total Recoverable (Wet Weather) ^{7,9}	µg/L	79	158		TMDL
	lbs/day ²	0.10	0.20		
Benzene	µg/L	1.0	--		E ¹⁰
	lbs/day ²	0.0013	--		
1,1-Dichloroethane	µg/L	5.0	--		E
	lbs/day ²	0.0063	--		
1,2-Dichloroethane	µg/L	0.5	--		E
	lbs/day ²	0.00063	--		
Ethylbenzene	µg/L	10	--		E ¹⁰
	lbs/day ²	0.013	--		
Phenol	µg/L	300	--		E ¹⁰
	lbs/day ²	0.38	--		
Toluene	µg/L	10	--		E ¹⁰
	lbs/day ²	0.013	--		

¹ BP = Basin Plan; E = Existing Order; BPJ = Best Professional Judgment; CTR = California Toxic Rule; SIP = State Implementation Policy, TMDL = Total Maximum Daily Load, MCL= Maximum Contaminant Level, and WP = White Paper.

² The mass emissions rate is based on a maximum flow of 150,000 gpd and is calculated as follows: Flow (gpd) x Concentration (mg/L) x 0.00000834 (conversion factor) = lbs/day.

³ TPH equals the sum of TPH gasoline (C₄-C₁₂), TPH diesel (C₁₃-C₂₂), and TPH oil (C₂₃₊).

⁴ The acute toxicity of the effluent shall be such that:

- i. The average survival in the undiluted effluent for any three (3) consecutive 96-hour static or continuous flow bioassay test shall be at least 90%, and
- ii. No single test shall produce less than 70% survival. Compliance with the toxicity objectives will be determined by the method described in section V of the MRP (Attachment E).

⁵ The chronic toxicity of the effluent shall not exceed the monthly median trigger of 1.0 TUC in a critical life stage test. The monthly median trigger of 1.0 TUC for chronic toxicity is based on USEPA Regions 9 & 10 *Guidance for Implementing Whole Effluent Toxicity (WET) Programs* Final May 31, 1996. It is not an effluent limitation. However, if the effluent

exceeds 1.0 TUc, the Discharger shall immediately implement accelerated chronic toxicity testing, as required in section V of the MRP (Attachment E).

- 6 Dry-weather effluent limitations are only applicable any day that the maximum daily flow of Coyote Creek is less than 156 cfs, as measured at the Los Angeles County Department of Public Works (LACDPW) gauging station F354-R.
- 7 Wet-weather effluent limitations are only applicable any day that the maximum daily flow of Coyote Creek is greater than or equal to 156 cfs, as measured at the Los Angeles County Department of Public Works (LACDPW) gauging station F354-R.
- 8 The San Gabriel River and Tributaries Metals TMDL does not establish a WLA for lead during dry-weather. The dry-weather AMEL for lead is based on effluent monitoring data and Section 1.4 of the SIP. A new MDEL was also calculated for lead; however, the current technology based MDEL for lead is more stringent than the newly calculated MDEL and has been carried over to this proposed Order.
- 9 The San Gabriel River and Tributaries Metals TMDL does not establish a WLA for zinc during dry-weather and effluent zinc concentrations did not trigger reasonable potential to exceed applicable water quality criteria and objectives in accordance with Section 1.3 of the SIP. Therefore, there are no dry weather effluent limitations for zinc in the proposed Order.
- 10 Pollutant was detected in influent, effluent, or receiving water and remains a pollutant of concern; therefore, effluent limitations have been carried over from Order No. R4-2005-0072 to adhere to anti-backsliding provisions in CWA 402(o) and 40 CFR 122.44(l).

4. Mass-based Effluent Limitations

Mass-based effluent limitations are established using the following formula:

$$\text{Mass (lbs/day)} = \text{flow rate (MGD)} \times 8.34 \times \text{effluent limitation (mg/L)}$$

where:

- Mass = mass limitation for a pollutant (lbs/day)
- Effluent limitation = concentration limit for a pollutant (mg/L)
- Flow rate = discharge flow rate (MGD)

E. Interim Effluent Limitations

Not Applicable

F. Land Discharge Specifications

Not Applicable

G. Reclamation Specifications

Not Applicable

V. RATIONALE FOR RECEIVING WATER LIMITATIONS

A. Surface Water

The Basin Plan contains numeric and narrative water quality objectives applicable to all surface waters within the Los Angeles Region. Water quality objectives include an objective to maintain the high quality waters pursuant to federal regulations (section 131.12) and State Water Board Resolution No. 68-16. Receiving water limitations in this Order are included to ensure protection of beneficial uses of the receiving water and are based on the water quality objectives contained in the Basin Plan.

B. Ground Water

Not Applicable

VI. RATIONALE FOR MONITORING AND REPORTING REQUIREMENTS

Section 122.48 requires that all NPDES permits specify requirements for recording and reporting monitoring results. Water Code sections 13267 and 13383 authorizes the Regional Water Board to require technical and monitoring reports. The Monitoring and Reporting Program (MRP), Attachment E of this Order, establishes monitoring and reporting requirements to implement federal and state requirements. The following provides the rationale for the monitoring and reporting requirements contained in the MRP for this facility.

A. Influent Monitoring

Influent monitoring requirement has been removed and the frequency of effluent monitoring for priority pollutants have been increased in the first years to assess the presence of pollutants in the discharge that do not have effluent limitations.

B. Effluent Monitoring

Monitoring for pollutants expected to be present in the discharge consisting of storm water commingled with treated ground water and condensate from the catalytic oxidizer, will be required as established in the tentative MRP (Attachment E) and as required in the SIP.

To demonstrate compliance with established effluent limitations, the tentative Order carries over the existing monitoring requirements for all parameters from Order No. R4-2005-0072. Additionally, monitoring requirements for TBA, zinc and thallium have been established to determine compliance with the new effluent limitations.

The proposed Order does not establish limitations for ammonia. However, the Order requires the Discharger to monitor the effluent for ammonia at a frequency of once per quarter in order to more accurately characterize the discharge.

Order No. R4-2005-0072 required monitoring for TPH (C₅₋₁₄) to monitor compliance with the TPH (C₅₋₁₄) effluent limitation. As discussed in section IV.B.2, the proposed Order modifies the TPH limitation to include hydrocarbons with chain lengths of C₄-C₂₃₊. Corresponding to this, the monitoring requirements are revised to reflect current analytical methods that are appropriate for monitoring the hydrocarbon chain lengths of C₄-C₂₃₊.

Order No. R4-2005-0072 established quarterly monitoring for lead. The proposed Order increases the frequency to once per month to be consistent with other metals for which limitations are established and to more accurately characterize the discharge.

The proposed Order includes a reduced monitoring frequency for MEK. From the period of January 2006 through December 2009 MEK was detected in 1 out of 50

samples at an estimated concentration of 7.3 µg/L (April 18, 2006), which was below the ML of 10 µg/L. The Discharger has indicated MEK has not been detected influent to the treatment system. Therefore, the proposed Order reduces the monitoring frequency of MEK from monthly to quarterly.

The fuel oxygenates diisopropyl ether (DIPE) and tert-amyl methyl ether (TAME) were detected in wells located at the site. Similarly, methylene active blue substances (MBAS) are pollutants of concern at petroleum ground water remediation sites. Contaminant concentrations in the effluent can vary due to source water conditions, such as ground water levels and the location of the source of well water entering the treatment system. In addition, effluent quality may vary due to operational factors. The variability of DIPE, TAME, and MBAS, as well as priority pollutants must be established to accurately characterize their presence in the effluent and determine if effluent limitations are necessary. A two year period is sufficient to establish variability due to seasonal or operational factors. Therefore, this Order requires the Discharger to monitor DIPE, TAME, MBAS, and priority pollutants in the effluent at a frequency of once per quarter during the first two years of the permit term.

The SIP states that the Regional Water Board will require periodic monitoring for pollutants for which criteria or objectives apply and for which no effluent limitations have been established. This tentative Order requires the Discharger to conduct annual monitoring for all CTR priority pollutants (following first two years of the permit term) and TCDD equivalents, as listed in the MRP (Attachment E), in the effluent for the life of the permit. The Regional Water Board will use the additional data to conduct an RPA and determine if a WQBEL is required. The Regional Water Board may reopen the permit to incorporate additional effluent limitations and requirements, if necessary.

C. Whole Effluent Toxicity Testing Requirements

Whole effluent toxicity (WET) protects the receiving water quality from the aggregate toxic effect of a mixture of pollutants in the effluent. An acute toxicity test is conducted over a short time period and measures mortality. A chronic toxicity test is conducted over a longer period of time and may measure mortality, reproduction, and growth. This Order includes limitations for acute and chronic toxicity, and therefore, monitoring requirements are included in the MRP to determine compliance with the effluent limitations established in Limitations and Discharge Requirements, Effluent Limitations, section IV.A.

Section 4 of the SIP states that a chronic toxicity effluent limitation is required in permits for all discharges that will cause, have the reasonable potential to cause, or contribute to chronic toxicity in receiving waters. Therefore, in accordance with the SIP, the Discharger will be required to conduct chronic toxicity testing in order to determine reasonable potential and establish WQBELs as necessary.

D. Receiving Water Monitoring

1. Surface Water

According to the SIP, the Discharger is required to monitor the upstream receiving water for the CTR priority pollutants, to determine reasonable potential. Accordingly, the Regional Water Board is requiring that the Discharger conduct annual, upstream receiving water monitoring for the CTR priority pollutants and TCDD equivalents at Monitoring Location RSW-001. Additionally, the Discharger must analyze pH and hardness of the upstream receiving water at the same time the samples are collected for priority pollutants analysis.

In addition to the receiving water monitoring requirements listed above, the Discharger shall either monitor or use stream flow data from the LACDPW to report with each SMR the days each month when the flow in Coyote Creek was equal to or exceeded 156 cfs. The flow shall be measured at the LACDPW gauging station F354-R. This data shall be used to determine wet-weather and dry-weather conditions for compliance with the effluent limitations set forth in the proposed Order.

2. Ground Water

Not Applicable

E. Other Monitoring Requirements

Not Applicable

VII. RATIONALE FOR PROVISIONS

A. Standard Provisions

Standard Provisions, which apply to all NPDES permits in accordance with section 122.41, and additional conditions applicable to specified categories of permits in accordance with section 122.42, are provided in Attachment D. The discharger must comply with all standard provisions and with those additional conditions that are applicable under section 122.42.

Section 122.41(a)(1) and (b) through (n) establish conditions that apply to all State-issued NPDES permits. These conditions must be incorporated into the permits either expressly or by reference. If incorporated by reference, a specific citation to the regulations must be included in the Order. Section 123.25(a)(12) allows the state to omit or modify conditions to impose more stringent requirements. In accordance with section 123.25, this Order omits federal conditions that address enforcement authority specified in sections 122.41(j)(5) and (k)(2) because the enforcement authority under the Water Code is more stringent. In lieu of these conditions, this Order incorporates by reference Water Code section 13387(e).

B. Special Provisions

1. Reopener Provisions

These provisions are based on section 123 and the previous Order. The Regional Water Board may reopen the permit to modify permit conditions and requirements. Causes for modifications include the promulgation of new federal regulations, modification in toxicity requirements, or adoption of new regulations by the State Water Board or Regional Water Board, including revisions to the Basin Plan.

2. Special Studies and Additional Monitoring Requirements

- a. **Chronic Toxicity Trigger.** This provision is based on section 4 of the SIP, Toxicity Control Provisions.
- b. **Initial Investigation Toxicity Reduction Evaluation Workplan.** This provision is based on section 4 of the SIP, Toxicity Control Provisions.

3. Best Management Practices and Pollution Prevention

- a. **Storm Water Pollution Prevention Plan (SWPPP).** The discharge contains treated storm water runoff from the bermed area of the treatment system, creating a potential for storm water to come into contact with materials. This Order will require the Discharger to implement a SWPPP. The SWPPP will outline site-specific management processes for minimizing storm water runoff contamination and for preventing contaminated storm water runoff from being discharged directly into Coyote Creek. At a minimum, the management practices should ensure that raw materials and chemicals do not come into contact with storm water. SWPPP requirements are included as Attachment G, based on 40 CFR section 122.44(k).
- b. **Best Management Practices Plan (BMP Plan).** The previous Order required the Discharger to develop and implement BMPs. This Order will require the Discharger to update and continue to implement BMPs, consistent with Order No. R4-2005-0072. The purpose of the BMPs is to establish site-specific procedures that ensure proper operation of the Facility. Further, the Discharger shall assure that unauthorized discharges (i.e., spills) to the receiving water have been effectively prohibited. BMPs shall be consistent with the general guidance contained in the U.S. EPA *Guidance Manual for Developing Best Management Practices (BMPs)* (EPA 833-B-93-004).
- c. **Spill Contingency Plan (SCP).** Since spill or overflow may occur in the facility, this Order requires the Discharger to implement a Spill Contingency Plan (SCP) for the Facility. The Discharger shall review and update, if necessary, the SCP after each incident and make it available for the facility personnel at all times.

4. Construction, Operation, and Maintenance Specifications

This provision is based on the requirements of section 122.41(e) and the previous Order.

5. Special Provisions for Municipal Facilities (POTWs Only)

Not Applicable

6. Other Special Provisions

Not Applicable

7. Compliance Schedules

Not Applicable

VIII. PUBLIC PARTICIPATION

The California Regional Water Quality Control Board, Los Angeles Region (Regional Water Board) is considering the issuance of waste discharge requirements (WDRs) that will serve as a National Pollutant Discharge Elimination System (NPDES) permit for SFPP, L.P., Norwalk Pump Station. As a step in the WDR adoption process, the Regional Water Board staff has developed tentative WDRs. The Regional Water Board encourages public participation in the WDR adoption process.

A. Notification of Interested Parties

The Regional Water Board has notified the Discharger and interested agencies and persons of its intent to prescribe waste discharge requirements for the discharge and has provided them with an opportunity to submit their written comments and recommendations.

B. Written Comments

The staff determinations are tentative. Interested persons are invited to submit written comments concerning these tentative WDRs. Comments must be submitted either in person or by mail to the Executive Office at the Regional Water Board at the address above on the cover page of this Order.

To be fully responded to by staff and considered by the Regional Water Board, written comments must be received at the Regional Water Board offices by 5:00 p.m. on April 15, 2011.

C. Public Hearing

The Regional Water Board will hold a public hearing on the tentative WDRs during its regular Board meeting on the following date and time and at the following location:

Date: June 2, 2011
Time: 9:00 A.M.
Location: Metropolitan Water District of Southern California, Board Room
700 North Alameda Street, Los Angeles, California.

Interested persons are invited to attend. At the public hearing, the Regional Water Board will hear testimony, if any, pertinent to the discharge, WDRs, and permit. Oral testimony will be heard; however, for accuracy of the record, important testimony should be in writing.

Please be aware that dates and venues may change. Our Web address is <http://www.waterboards.ca.gov/losangeles> where you can access the current agenda for changes in dates and locations.

D. Nature of Hearing

This will be a formal adjudicative hearing pursuant to section 648 et seq. of title 23 of the California Code of Regulations. Chapter 5 of the California Administrative Procedure Act (commencing with section 11500 of the Government Code) will not apply to this proceeding.

Ex Parte Communications Prohibited: As a quasi-adjudicative proceeding, no board member may discuss the subject of this hearing with any person, except during the public hearing itself. Any communications to the Regional Water Board must be directed to staff.

E. Parties to the Hearing

The following are the parties to this proceeding:

1. The applicant/permittee

Any other persons requesting party status must submit a written or electronic request to staff not later than 20 business days before the hearing. All parties will be notified if other persons are so designated.

F. Public Comments and Submittal of Evidence

Persons wishing to comment upon or object to the tentative waste discharge requirements, or submit evidence for the Board to consider, are invited to submit them in writing to the above address. To be evaluated and responded to by staff, included in the Board's agenda folder, and fully considered by the Board, written comments must be received no later than close of business April 15, 2011. Comments or evidence received after that date will be submitted, ex agenda, to the Board for consideration, but only included in administrative record with express approval of the Chair during the hearing. Additionally, if the Board receives only supportive comments, the permit may be placed on the Board's consent calendar, and approved without an oral testimony.

G. Hearing Procedure

The meeting, in which the hearing will be a part of, will start at 9:00 a.m. Interested persons are invited to attend. Staff will present the matter under consideration, after which oral statements from parties or interested persons will be heard. For accuracy of the record, all important testimony should be in writing. The Board will include in the administrative record written transcriptions of oral testimony that is actually presented at the hearing. Oral testimony may be limited to 3 minutes maximum or less for each speaker, depending on the number of persons wishing to be heard. Parties or persons with similar concerns or opinions are encouraged to choose one representative to speak. At the conclusion of testimony, the Board will deliberate in open or close session, and render a decision.

Parties or persons with special procedural requests should contact staff. Any procedure not specified in this hearing notice will be waived pursuant to section 648(d) of title 23 of the California Code of Regulations. Objections to any procedure to be used during this hearing must be submitted in writing not later than close of 15 business days prior to the date of the hearing. Procedural objections will not be entertained at the hearing.

H. Waste Discharge Requirements Petitions

Any aggrieved person may petition the State Water Resources Control Board to review the decision of the Regional Water Board regarding the final WDRs. The petition must be submitted within 30 days of the Regional Water Board's action to the following address:

State Water Resources Control Board
Office of Chief Counsel
P.O. Box 100, 1001 I Street
Sacramento, CA 95812-0100

I. Information and Copying

The Report of Waste Discharge (RWD), related documents, tentative effluent limitations and special provisions, comments received, and other information are on file and may be inspected at the address above at any time between 8:30 a.m. and 4:45 p.m., Monday through Friday. Copying of documents may be arranged through the Regional Water Board by calling (213) 576 – 6600.

J. Register of Interested Persons

Any person interested in being placed on the mailing list for information regarding the WDRs and NPDES permit should contact the Regional Water Board, reference this facility, and provide a name, address, and phone number.

K. Additional Information

Requests for additional information or questions regarding this order should be directed to Mazhar Ali at (213) 576-6652.

ATTACHMENT G – STORM WATER POLLUTION PREVENTION PLAN REQUIREMENTS

I. Implementation Schedule

A storm water pollution prevention plan (SWPPP) shall be developed and submitted to the Regional Water Board within 90 days following the adoption of this Order. The SWPPP shall be implemented for each facility covered by this Permit within 10 days of approval from the Regional Water Board, or 6-months from the date of the submittal of the SWPPP to the Regional Water Board (whichever comes first).

II. Objectives

The SWPPP has two major objectives: (a) to identify and evaluate sources of pollutants associated with industrial activities that may affect the quality of storm water discharges and authorized non-storm water discharges from the facility; and (b) to identify and implement site- specific best management practices (BMPs) to reduce or prevent pollutants associated with industrial activities in storm water discharges and authorized non-storm water discharges. BMPs may include a variety of pollution prevention measures or other low-cost and pollution control measures. They are generally categorized as non-structural BMPs (activity schedules, prohibitions of practices, maintenance procedures, and other low-cost measures) and as structural BMPs (treatment measures, run-off controls, overhead coverage.) To achieve these objectives, facility operators should consider the five phase process for SWPPP development and implementation as shown in Table A.

The SWPPP requirements are designed to be sufficiently flexible to meet the needs of various facilities. SWPPP requirements that are not applicable to a facility should not be included in the SWPPP.

A facility's SWPPP is a written document that shall contain a compliance activity schedule, a description of industrial activities and pollutant sources, descriptions of BMPs, drawings, maps, and relevant copies or references of parts of other plans. The SWPPP shall be revised whenever appropriate and shall be readily available for review by facility employees or Regional Water Board inspectors.

III. Planning and Organization

A. Pollution Prevention Team

The SWPPP shall identify a specific individual or individuals and their positions within the facility organization as members of a storm water pollution prevention team responsible for developing the SWPPP, assisting the facility manager in SWPPP implementation and revision, and conducting all monitoring program activities required in Attachment E of this Permit. The SWPPP shall clearly identify the Permit related responsibilities, duties, and activities of each team member. For small facilities, storm water pollution prevention teams may consist of one individual where appropriate.

B. Review Other Requirements and Existing Facility Plans

The SWPPP may incorporate or reference the appropriate elements of other regulatory requirements. Facility operators should review all local, State, and Federal requirements that impact, complement, or are consistent with the requirements of this General Permit. Facility operators should identify any existing facility plans that contain storm water pollutant control measures or relate to the requirements of this Permit. As examples, facility operators whose facilities are subject to Federal Spill Prevention Control and Countermeasures' requirements should already have instituted a plan to control spills of certain hazardous materials. Similarly, facility operators whose facilities are subject to air quality related permits and regulations may already have evaluated industrial activities that generate dust or particulates.

IV. Site Map

The SWPPP shall include a site map. The site map shall be provided on an 8-½ x 11 inch or larger sheet and include notes, legends, and other data as appropriate to ensure that the site map is clear and understandable. If necessary, facility operators may provide the required information on multiple site maps.

TABLE A FIVE PHASES FOR DEVELOPING AND IMPLEMENTING INDUSTRIAL STORM WATER POLLUTION PREVENTION PLANS

PLANNING AND ORGANIZATION

Form Pollution Prevention Team
Review other plans

ASSESSMENT PHASE

Develop a site map
Identify potential pollutant sources
Inventory of materials and chemicals
List significant spills and leaks
Identify non-storm water discharges
Assess pollutant risks

BEST MANAGEMENT PRACTICES IDENTIFICATION PHASE

Non-structural BMPs
Structural BMPs
Select activity and site-specific BMPs

<p>IMPLEMENTATION PHASE</p> <p>Train employees Implement BMPs Conduct recordkeeping and reporting</p>
--

<p>EVALUATION / MONITORING</p> <p>Conduct annual site evaluation Review monitoring information Evaluate BMPs Review and revise SWPPP</p>

The following information shall be included on the site map:

- A.** The facility boundaries; the outline of all storm water drainage areas within the facility boundaries; portions of the drainage area impacted by run-on from surrounding areas; and direction of flow of each drainage area, on-site surface water bodies, and areas of soil erosion. The map shall also identify nearby water bodies (such as rivers, lakes, and ponds) and municipal storm drain inlets where the facility's storm water discharges and authorized non-storm water discharges may be received.
- B.** The location of the storm water collection and conveyance system, associated points of discharge, and direction of flow. Include any structural control measures that affect storm water discharges, authorized non-storm water discharges, and run-on. Examples of structural control measures are catch basins, berms, detention ponds, secondary containment, oil/water separators, diversion barriers, etc.
- C.** An outline of all impervious areas of the facility, including paved areas, buildings, covered storage areas, or other roofed structures.
- D.** Locations where materials are directly exposed to precipitation and the locations where significant spills or leaks identified in Section A.6.a.iv. below have occurred.
- E.** Areas of industrial activity. This shall include the locations of all storage areas and storage tanks, shipping and receiving areas, fueling areas, vehicle and equipment storage/maintenance areas, material handling and processing areas, waste treatment and disposal areas, dust or particulate generating areas, cleaning and rinsing areas, and other areas of industrial activity which are potential pollutant sources.

V. List of Significant Materials

The SWPPP shall include a list of significant materials handled and stored at the site. For each material on the list, describe the locations where the material is being stored,

received, shipped, and handled, as well as the typical quantities and frequency. Materials shall include raw materials, intermediate products, final or finished products, recycled materials, and waste or disposed materials.

VI. Description of Potential Pollutant Sources

A. The SWPPP shall include a narrative description of the facility's industrial activities, as identified in Section A.4.e above, associated potential pollutant sources, and potential pollutants that could be discharged in storm water discharges or authorized non-storm water discharges. At a minimum, the following items related to a facility's industrial activities shall be considered:

- 1. Industrial Processes.** Describe each industrial process, the type, characteristics, and quantity of significant materials used in or resulting from the process, and a description of the manufacturing, cleaning, rinsing, recycling, disposal, or other activities related to the process. Where applicable, areas protected by containment structures and the corresponding containment capacity shall be described.
- 2. Material Handling and Storage Areas.** Describe each handling and storage area, type, characteristics, and quantity of significant materials handled or stored, description of the shipping, receiving, and loading procedures, and the spill or leak prevention and response procedures. Where applicable, areas protected by containment structures and the corresponding containment capacity shall be described.
- 3. Dust and Particulate Generating Activities.** Describe all industrial activities that generate dust or particulates that may be deposited within the facility's boundaries and identify their discharge locations; the characteristics of dust and particulate pollutants; the approximate quantity of dust and particulate pollutants that may be deposited within the facility boundaries; and a description of the primary areas of the facility where dust and particulate pollutants would settle.
- 4. Significant Spills and Leaks.** Describe materials that have spilled or leaked in significant quantities in storm water discharges or non-storm water discharges since April 17, 1994. Include toxic chemicals (listed in 40 CFR, Part 302) that have been discharged to storm water as reported on U.S. Environmental Protection Agency (USEPA) Form R, and oil and hazardous substances in excess of reportable quantities (see 40 Code of Federal Regulations [CFR], Parts 110, 117, and 302).

The description shall include the type, characteristics, and approximate quantity of the material spilled or leaked, the cleanup or remedial actions that have occurred or are planned, the approximate remaining quantity of materials that may be exposed to storm water or non-storm water discharges, and the preventative measures taken to ensure spill or leaks do not reoccur. Such list shall be updated as appropriate during the term of this Permit.

- 5. Non-Storm Water Discharges.** Facility operators shall investigate the facility to identify all non-storm water discharges and their sources. As part of this investigation, all drains (inlets and outlets) shall be evaluated to identify whether they connect to the storm drain system.

All non-storm water discharges shall be described. This shall include the source, quantity, frequency, and characteristics of the non-storm water discharges and associated drainage area.

Non-storm water discharges (other boiler blowdown and boiler condensate permitted under the Order) that contain significant quantities of pollutants or that do not meet the conditions provided in Special Conditions D of the storm water general permit are prohibited by this Permit (Examples of prohibited non-storm water discharges are contact and non-contact cooling water, rinse water, wash water, etc.). Non-storm water discharges that meet the conditions provided in Special Condition D of the general storm water permit are authorized by this Permit. The SWPPP must include BMPs to prevent or reduce contact of non-storm water discharges with significant materials or equipment.

- 6. Soil Erosion.** Describe the facility locations where soil erosion may occur as a result of industrial activity, storm water discharges associated with industrial activity, or authorized non-storm water discharges.

- B.** The SWPPP shall include a summary of all areas of industrial activities, potential pollutant sources, and potential pollutants. This information should be summarized similar to Table B. The last column of Table B, "Control Practices", should be completed in accordance with Section A.8. below.

VII. Assessment of Potential Pollutant Sources

- A.** The SWPPP shall include a narrative assessment of all industrial activities and potential pollutant sources as described in A.6. above to determine:
- 1.** Which areas of the facility are likely sources of pollutants in storm water discharges and authorized non-storm water discharges, and
 - 2.** Which pollutants are likely to be present in storm water discharges and authorized non-storm water discharges. Facility operators shall consider and evaluate various factors when performing this assessment such as current storm water BMPs; quantities of significant materials handled, produced, stored, or disposed of; likelihood of exposure to storm water or authorized non-storm water discharges; history of spill or leaks; and run-on from outside sources.
- B.** Facility operators shall summarize the areas of the facility that are likely sources of pollutants and the corresponding pollutants that are likely to be present in storm water discharges and authorized non-storm water discharges.

Facility operators are required to develop and implement additional BMPs as appropriate and necessary to prevent or reduce pollutants associated with each pollutant source. The BMPs will be narratively described in Section 8 below.

VIII. Storm Water Best Management Practices

The SWPPP shall include a narrative description of the storm water BMPs to be implemented at the facility for each potential pollutant and its source identified in the site assessment phase (Sections A.6. and 7. above). The BMPs shall be developed and implemented to reduce or prevent pollutants in storm water discharges and authorized non-storm water discharges. Each pollutant and its source may require one or more BMPs. Some BMPs may be implemented for multiple pollutants and their sources, while other BMPs will be implemented for a very specific pollutant and its source.

TABLE B
EXAMPLE
ASSESSMENT OF POTENTIAL POLLUTION SOURCES AND
CORRESPONDING BEST MANAGEMENT PRACTICES
SUMMARY

Area	Activity	Pollutant Source	Pollutant	Best Management Practices
Vehicle & Equipment Fueling	Fueling	Spills and leaks during delivery. Spills caused by topping off fuel tanks. Hosing or washing down fuel oil fuel area. Leaking storage tanks. Rainfall running off fuel oil, and rainfall running onto and off fueling area.	fuel oil	Use spill and overflow protection. Minimize run-on of storm water into the fueling area. Cover fueling area. Use dry cleanup methods rather than hosing down area. Implement proper spill prevention control program. Implement adequate preventative maintenance program to preventive tank and line leaks. Inspect fueling areas regularly to detect problems before they occur. Train employees on proper fueling, cleanup, and spill response techniques.

The description of the BMPs shall identify the BMPs as (1) existing BMPs, (2) existing BMPs to be revised and implemented, or (3) new BMPs to be implemented. The description shall also include a discussion on the effectiveness of each BMP to reduce or prevent pollutants in storm water discharges and authorized non-storm water discharges. The SWPPP shall provide a summary of all BMPs implemented for each pollutant source. This information should be summarized similar to Table B.

Facility operators shall consider the following BMPs for implementation at the facility:

A. Non-Structural BMPs

Non-structural BMPs generally consist of processes, prohibitions, procedures, schedule of activities, etc., that prevent pollutants associated with industrial activity from contacting with storm water discharges and authorized non-storm water discharges. They are considered low technology, cost-effective measures. Facility operators should consider all possible non-structural BMPs options before considering additional

structural BMPs (see Section A.8.b. below). Below is a list of non-structural BMPs that should be considered:

1. **Good Housekeeping.** Good housekeeping generally consist of practical procedures to maintain a clean and orderly facility.
2. **Preventive Maintenance.** Preventive maintenance includes the regular inspection and maintenance of structural storm water controls (catch basins, oil/water separators, etc.) as well as other facility equipment and systems.
3. **Spill Response.** This includes spill clean-up procedures and necessary clean-up equipment based upon the quantities and locations of significant materials that may spill or leak.
4. **Material Handling and Storage.** This includes all procedures to minimize the potential for spills and leaks and to minimize exposure of significant materials to storm water and authorized non-storm water discharges.
5. **Employee Training.** This includes training of personnel who are responsible for (1) implementing activities identified in the SWPPP, (2) conducting inspections, sampling, and visual observations, and (3) managing storm water. Training should address topics such as spill response, good housekeeping, and material handling procedures, and actions necessary to implement all BMPs identified in the SWPPP. The SWPPP shall identify periodic dates for such training. Records shall be maintained of all training sessions held.
6. **Waste Handling/Recycling.** This includes the procedures or processes to handle, store, or dispose of waste materials or recyclable materials.
7. **Recordkeeping and Internal Reporting.** This includes the procedures to ensure that all records of inspections, spills, maintenance activities, corrective actions, visual observations, etc., are developed, retained, and provided, as necessary, to the appropriate facility personnel.
8. **Erosion Control and Site Stabilization.** This includes a description of all sediment and erosion control activities. This may include the planting and maintenance of vegetation, diversion of run-on and runoff, placement of sandbags, silt screens, or other sediment control devices, etc.
9. **Inspections.** This includes, in addition to the preventative maintenance inspections identified above, an inspection schedule of all potential pollutant sources. Tracking and follow-up procedures shall be described to ensure adequate corrective actions are taken and SWPPPs are made.
10. **Quality Assurance.** This includes the procedures to ensure that all elements of the SWPPP and Monitoring Program are adequately conducted.

B. Structural BMPs.

Where non-structural BMPs as identified in Section A.8.a. above are not effective, structural BMPs shall be considered. Structural BMPs generally consist of structural devices that reduce or prevent pollutants in storm water discharges and authorized non-storm water discharges. Below is a list of structural BMPs that should be considered:

- 1. Overhead Coverage.** This includes structures that provide horizontal coverage of materials, chemicals, and pollutant sources from contact with storm water and authorized non-storm water discharges.
- 2. Retention Ponds.** This includes basins, ponds, surface impoundments, bermed areas, etc. that do not allow storm water to discharge from the facility.
- 3. Control Devices.** This includes berms or other devices that channel or route run-on and runoff away from pollutant sources.
- 4. Secondary Containment Structures.** This generally includes containment structures around storage tanks and other areas for the purpose of collecting any leaks or spills.
- 5. Treatment.** This includes inlet controls, infiltration devices, oil/water separators, detention ponds, vegetative swales, etc. that reduce the pollutants in storm water discharges and authorized non-storm water discharges.

IX. Annual Comprehensive Site Compliance Evaluation

The facility operator shall conduct one comprehensive site compliance evaluation (evaluation) in each reporting period (July 1-June 30). Evaluations shall be conducted within 8-16 months of each other. The SWPPP shall be revised, as appropriate, and the revisions implemented within 90 days of the evaluation. Evaluations shall include the following:

- A.** A review of all visual observation records, inspection records, and sampling and analysis results.
- B.** A visual inspection of all potential pollutant sources for evidence of, or the potential for, pollutants entering the drainage system.
- C.** A review and evaluation of all BMPs (both structural and non-structural) to determine whether the BMPs are adequate, properly implemented and maintained, or whether additional BMPs are needed. A visual inspection of equipment needed to implement the SWPPP, such as spill response equipment, shall be included.
- D.** An evaluation report that includes, (i) identification of personnel performing the evaluation, (ii) the date(s) of the evaluation, (iii) necessary SWPPP revisions, (iv)

schedule, as required in Section A.10.e, for implementing SWPPP revisions, (v) any incidents of non-compliance and the corrective actions taken, and (vi) a certification that the facility operator is in compliance with this Permit. If the above certification cannot be provided, explain in the evaluation report why the facility operator is not in compliance with this General Permit. The evaluation report shall be submitted as part of the annual report, retained for at least five years, and signed and certified in accordance with Standard Provisions V.D.5 of Attachment D.

X. SWPPP General Requirements

- A.** The SWPPP shall be retained on site and made available upon request of a representative of the Regional Water Board and/or local storm water management agency (local agency) which receives the storm water discharges.
- B.** The Regional Water Board and/or local agency may notify the facility operator when the SWPPP does not meet one or more of the minimum requirements of this Section. As requested by the Regional Water Board and/or local agency, the facility operator shall submit an SWPPP revision and implementation schedule that meets the minimum requirements of this section to the Regional Water Board and/or local agency that requested the SWPPP revisions. Within 14 days after implementing the required SWPPP revisions, the facility operator shall provide written certification to the Regional Water Board and/or local agency that the revisions have been implemented.
- C.** The SWPPP shall be revised, as appropriate, and implemented prior to changes in industrial activities which (i) may significantly increase the quantities of pollutants in storm water discharge, (ii) cause a new area of industrial activity at the facility to be exposed to storm water, or (iii) begin an industrial activity which would introduce a new pollutant source at the facility.
- D.** The SWPPP shall be revised and implemented in a timely manner, but in no case more than 90 days after a facility operator determines that the SWPPP is in violation of any requirement(s) of this Permit.
- E.** When any part of the SWPPP is infeasible to implement due to proposed significant structural changes, the facility operator shall submit a report to the Regional Water Board prior to the applicable deadline that (i) describes the portion of the SWPPP that is infeasible to implement by the deadline, (ii) provides justification for a time extension, (iii) provides a schedule for completing and implementing that portion of the SWPPP, and (iv) describes the BMPs that will be implemented in the interim period to reduce or prevent pollutants in storm water discharges and authorized non-storm water discharges. Such reports are subject to Regional Water Board approval and/or modifications. Facility operators shall provide written notification to the Regional Water Board within 14 days after the SWPPP revisions are implemented.
- F.** The SWPPP shall be provided, upon request, to the Regional Water Board. The SWPPP is considered a report that shall be available to the public by the Regional Water Board under Section 308(b) of the Clean Water Act.

ATTACHMENT H – STATE WATER BOARD MINIMUM LEVELS

The Minimum Levels (MLs) in this appendix are for use in reporting and compliance determination purposes in accordance with section 2.4 of the State Implementation Policy. These MLs were derived from data for priority pollutants provided by State certified analytical laboratories in 1997 and 1998. These MLs shall be used until new values are adopted by the State Water Board and become effective. The following tables (Tables 2a - 2d) present MLs for four major chemical groupings: volatile substances, semi-volatile substances, inorganics, and pesticides and PCBs.

Table 2a - VOLATILE SUBSTANCES*	GC	GCMS
1,1 Dichloroethane	0.5	1
1,1 Dichloroethylene	0.5	2
1,1,1 Trichloroethane	0.5	2
1,1,2 Trichloroethane	0.5	2
1,1,2,2 Tetrachloroethane	0.5	1
1,2 Dichlorobenzene (volatile)	0.5	2
1,2 Dichloroethane	0.5	2
1,2 Dichloropropane	0.5	1
1,3 Dichlorobenzene (volatile)	0.5	2
1,3 Dichloropropene (volatile)	0.5	2
1,4 Dichlorobenzene (volatile)	0.5	2
Acrolein	2.0	5
Acrylonitrile	2.0	2
Benzene	0.5	2
Bromoform	0.5	2
Methyl Bromide	1.0	2
Carbon Tetrachloride	0.5	2
Chlorobenzene	0.5	2
Chlorodibromo-methane	0.5	2
Chloroethane	0.5	2
Chloroform	0.5	2
Chloromethane	0.5	2
Dichlorobromo-methane	0.5	2
Dichloromethane	0.5	2
Ethylbenzene	0.5	2
Tetrachloroethylene	0.5	2
Toluene	0.5	2
Trans-1,2 Dichloroethylene	0.5	1
Trichloroethene	0.5	2
Vinyl Chloride	0.5	2

*The normal method-specific factor for these substances is 1; therefore, the lowest standard concentration in the calibration curve is equal to the above ML value for each substance.

Table 2b - SEMI-VOLATILE SUBSTANCES*	GC	GCMS	LC	COLOR
Benzo (a) Anthracene	10	5		
1,2 Dichlorobenzene (semivolatile)	2	2		
1,2 Diphenylhydrazine		1		
1,2,4 Trichlorobenzene	1	5		

Table 2b - SEMI-VOLATILE SUBSTANCES*	GC	GCMS	LC	COLOR
1,3 Dichlorobenzene (semivolatile)	2	1		
1,4 Dichlorobenzene (semivolatile)	2	1		
2 Chlorophenol	2	5		
2,4 Dichlorophenol	1	5		
2,4 Dimethylphenol	1	2		
2,4 Dinitrophenol	5	5		
2,4 Dinitrotoluene	10	5		
2,4,6 Trichlorophenol	10	10		
2,6 Dinitrotoluene		5		
2- Nitrophenol		10		
2-Chloroethyl vinyl ether	1	1		
2-Chloronaphthalene		10		
3,3' Dichlorobenzidine		5		
Benzo (b) Fluoranthene		10	10	
3-Methyl-Chlorophenol	5	1		
4,6 Dinitro-2-methylphenol	10	5		
4- Nitrophenol	5	10		
4-Bromophenyl phenyl ether	10	5		
4-Chlorophenyl phenyl ether		5		
Acenaphthene	1	1	0.5	
Acenaphthylene		10	0.2	
Anthracene		10	2	
Benzidine		5		
Benzo(a) pyrene		10	2	
Benzo(g,h,i)perylene		5	0.1	
Benzo(k)fluoranthene		10	2	
bis 2-(1-Chloroethoxyl) methane		5		
bis(2-chloroethyl) ether	10	1		
bis(2-Chloroisopropyl) ether	10	2		
bis(2-Ethylhexyl) phthalate	10	5		
Butyl benzyl phthalate	10	10		
Chrysene		10	5	
di-n-Butyl phthalate		10		
di-n-Octyl phthalate		10		
Dibenzo(a,h)-anthracene		10	0.1	
Diethyl phthalate	10	2		
Dimethyl phthalate	10	2		
Fluoranthene	10	1	0.05	
Fluorene		10	0.1	
Hexachloro-cyclopentadiene	5	5		
Hexachlorobenzene	5	1		
Hexachlorobutadiene	5	1		
Hexachloroethane	5	1		
Indeno(1,2,3,cd)-pyrene		10	0.05	
Isophorone	10	1		
N-Nitroso diphenyl amine	10	1		
N-Nitroso-dimethyl amine	10	5		
N-Nitroso -di n-propyl amine	10	5		
Naphthalene	10	1	0.2	
Nitrobenzene	10	1		
Pentachlorophenol	1	5		
Phenanthrene		5	0.05	

Table 2b - SEMI-VOLATILE SUBSTANCES*	GC	GCMS	LC	COLOR
Phenol **	1	1		50
Pyrene		10	0.05	

* With the exception of phenol by colorimetric technique, the normal method-specific factor for these substances is 1,000; therefore, the lowest standard concentration in the calibration curve is equal to the above ML value for each substance multiplied by 1,000.

** Phenol by colorimetric technique has a factor of 1.

Table 2c – INORGANICS*	FAA	GFAA	ICP	ICPMS	SPGFAA	HYDRIDE	CVAA	COLOR	DCP
Antimony	10	5	50	0.5	5	0.5			1,000
Arsenic		2	10	2	2	1		20	1,000
Beryllium	20	0.5	2	0.5	1				1,000
Cadmium	10	0.5	10	0.25	0.5				1,000
Chromium (total)	50	2	10	0.5	1				1,000
Chromium VI	5							10	
Copper	25	5	10	0.5	2				1,000
Cyanide								5	
Lead	20	5	5	0.5	2				10,000
Mercury				0.5			0.2		
Nickel	50	5	20	1	5				1,000
Selenium		5	10	2	5	1			1,000
Silver	10	1	10	0.25	2				1,000
Thallium	10	2	10	1	5				1,000
Zinc	20		20	1	10				1,000

* The normal method-specific factor for these substances is 1; therefore, the lowest standard concentration in the calibration curve is equal to the above ML value for each substance.

Table 2d – PESTICIDES – PCBs*	GC
4,4'-DDD	0.05
4,4'-DDE	0.05
4,4'-DDT	0.01
a-Endosulfan	0.02
alpha-BHC	0.01
Aldrin	0.005
b-Endosulfan	0.01
Beta-BHC	0.005
Chlordane	0.1
Delta-BHC	0.005
Dieldrin	0.01
Endosulfan Sulfate	0.05
Endrin	0.01
Endrin Aldehyde	0.01
Heptachlor	0.01
Heptachlor Epoxide	0.01
Gamma-BHC (Lindane)	0.02
PCB 1016	0.5
PCB 1221	0.5

Table 2d – PESTICIDES – PCBs*	GC
PCB 1232	0.5
PCB 1242	0.5
PCB 1248	0.5
PCB 1254	0.5
PCB 1260	0.5
Toxaphene	0.5

* The normal method-specific factor for these substances is 100; therefore, the lowest standard concentration in the calibration curve is equal to the above ML value for each substance multiplied by 100.

Techniques:

- GC - Gas Chromatography
- GCMS - Gas Chromatography/Mass Spectrometry
- HRGCMS - High Resolution Gas Chromatography/Mass Spectrometry (i.e., EPA 1613, 1624, or 1625)
- LC - High Pressure Liquid Chromatography
- FAA - Flame Atomic Absorption
- GFAA - Graphite Furnace Atomic Absorption
- HYDRIDE - Gaseous Hydride Atomic Absorption
- CVAA - Cold Vapor Atomic Absorption
- ICP - Inductively Coupled Plasma
- ICPMS - Inductively Coupled Plasma/Mass Spectrometry
- SPGFAA - Stabilized Platform Graphite Furnace Atomic Absorption (i.e., EPA 200.9)
- DCP - Direct Current Plasma
- COLOR – Colorimetric

ATTACHMENT I – LIST OF PRIORITY POLLUTANTS

CTR Number	Parameter	CAS Number	Suggested Analytical Methods
1	Antimony	7440360	EPA 6020/200.8
2	Arsenic	7440382	EPA 1632
3	Beryllium	7440417	EPA 6020/200.8
4	Cadmium	7440439	EPA 1638/200.8
5a	Chromium (III)	16065831	EPA 6020/200.8
5a	Chromium (VI)	18540299	EPA 7199/1636
6	Copper	7440508	EPA 6020/200.8
7	Lead	7439921	EPA 1638
8	Mercury	7439976	EPA 1669/1631
9	Nickel	7440020	EPA 6020/200.8
10	Selenium	7782492	EPA 6020/200.8
11	Silver	7440224	EPA 6020/200.8
12	Thallium	7440280	EPA 6020/200.8
13	Zinc	7440666	EPA 6020/200.8
14	Cyanide	57125	EPA 9012A
15	Asbestos	1332214	EPA/600/R-93/116(PCM)
16	2,3,7,8-TCDD	1746016	EPA 8290 (HRGC) MS
17	Acrolein	107028	EPA 8260B
18	Acrylonitrile	107131	EPA 8260B
19	Benzene	71432	EPA 8260B
20	Bromoform	75252	EPA 8260B
21	Carbon Tetrachloride	56235	EPA 8260B
22	Chlorobenzene	108907	EPA 8260B
23	Chlorodibromomethane	124481	EPA 8260B
24	Chloroethane	75003	EPA 8260B
25	2-Chloroethylvinyl Ether	110758	EPA 8260B
26	Chloroform	67663	EPA 8260B
27	Dichlorobromomethane	75274	EPA 8260B
28	1,1-Dichloroethane	75343	EPA 8260B
29	1,2-Dichloroethane	107062	EPA 8260B
30	1,1-Dichloroethylene	75354	EPA 8260B
31	1,2-Dichloropropane	78875	EPA 8260B
32	1,3-Dichloropropylene	542756	EPA 8260B
33	Ethylbenzene	100414	EPA 8260B
34	Methyl Bromide	74839	EPA 8260B
35	Methyl Chloride	74873	EPA 8260B
36	Methylene Chloride	75092	EPA 8260B
37	1,1,2,2-Tetrachloroethane	79345	EPA 8260B
38	Tetrachloroethylene	127184	EPA 8260B
39	Toluene	108883	EPA 8260B
40	1,2-Trans-Dichloroethylene	156605	EPA 8260B
41	1,1,1-Trichloroethane	71556	EPA 8260B
42	1,1,2-Trichloroethane	79005	EPA 8260B

CTR Number	Parameter	CAS Number	Suggested Analytical Methods
43	Trichloroethylene	79016	EPA 8260B
44	Vinyl Chloride	75014	EPA 8260B
45	2-Chlorophenol	95578	EPA 8270C
46	2,4-Dichlorophenol	120832	EPA 8270C
47	2,4-Dimethylphenol	105679	EPA 8270C
48	2-Methyl-4,6-Dinitrophenol	534521	EPA 8270C
49	2,4-Dinitrophenol	51285	EPA 8270C
50	2-Nitrophenol	88755	EPA 8270C
51	4-Nitrophenol	100027	EPA 8270C
52	3-Methyl-4-Chlorophenol	59507	EPA 8270C
53	Pentachlorophenol	87865	EPA 8270C
54	Phenol	108952	EPA 8270C
55	2,4,6-Trichlorophenol	88062	EPA 8270C
56	Acenaphthene	83329	EPA 8270C
57	Acenaphthylene	208968	EPA 8270C
58	Anthracene	120127	EPA 8270C
59	Benzidine	92875	EPA 8270C
60	Benzo(a)Anthracene	56553	EPA 8270C
61	Benzo(a)Pyrene	50328	EPA 8270C
62	Benzo(b)Fluoranthene	205992	EPA 8270C
63	Benzo(ghi)Perylene	191242	EPA 8270C
64	Benzo(k)Fluoranthene	207089	EPA 8270C
65	Bis(2-Chloroethoxy)Methane	111911	EPA 8270C
66	Bis(2-Chloroethyl)Ether	111444	EPA 8270C
67	Bis(2-Chloroisopropyl)Ether	108601	EPA 8270C
68	Bis(2-Ethylhexyl)Phthalate	117817	EPA 8270C
69	4-Bromophenyl Phenyl Ether	101553	EPA 8270C
70	Butylbenzyl Phthalate	85687	EPA 8270C
71	2-Chloronaphthalene	91587	EPA 8270C
72	4-Chlorophenyl Phenyl Ether	7005723	EPA 8270C
73	Chrysene	218019	EPA 8270C
74	Dibenzo(a,h)Anthracene	53703	EPA 8270C
75	1,2-Dichlorobenzene	95501	EPA 8260B
76	1,3-Dichlorobenzene	541731	EPA 8260B
77	1,4-Dichlorobenzene	106467	EPA 8260B
78	3,3'-Dichlorobenzidine	91941	EPA 8270C
79	Diethyl Phthalate	84662	EPA 8270C
80	Dimethyl Phthalate	131113	EPA 8270C
81	Di-n-Butyl Phthalate	84742	EPA 8270C
82	2,4-Dinitrotoluene	121142	EPA 8270C
83	2,6-Dinitrotoluene	606202	EPA 8270C
84	Di-n-Octyl Phthalate	117840	EPA 8270C
85	1,2-Diphenylhydrazine	122667	EPA 8270C
86	Fluoranthene	206440	EPA 8270C
87	Fluorene	86737	EPA 8270C

CTR Number	Parameter	CAS Number	Suggested Analytical Methods
88	Hexachlorobenzene	118741	EPA 8260B
89	Hexachlorobutadiene	87863	EPA 8260B
90	Hexachlorocyclopentadiene	77474	EPA 8270C
91	Hexachloroethane	67721	EPA 8260B
92	Indeno(1,2,3-cd)Pyrene	193395	EPA 8270C
93	Isophorone	78591	EPA 8270C
94	Naphthalene	91203	EPA 8260B
95	Nitrobenzene	98953	EPA 8270C
96	N-Nitrosodimethylamine	62759	EPA 8270C
97	N-Nitrosodi-n-Propylamine	621647	EPA 8270C
98	N-Nitrosodiphenylamine	86306	EPA 8270C
99	Phenanthrene	85018	EPA 8270C
100	Pyrene	129000	EPA 8270C
101	1,2,4-Trichlorobenzene	120821	EPA 8260B
102	Aldrin	309002	EPA 8081A
103	alpha-BHC	319846	EPA 8081A
104	beta-BHC	319857	EPA 8081A
105	gamma-BHC	58899	EPA 8081A
106	delta-BHC	319868	EPA 8081A
107	Chlordane	57749	EPA 8081A
108	4,4'-DDT	50293	EPA 8081A
109	4,4'-DDE	72559	EPA 8081A
110	4,4'-DDD	72548	EPA 8081A
111	Dieldrin	60571	EPA 8081A
112	alpha-Endosulfan	959988	EPA 8081A
113	beta-Endosulfan	33213659	EPA 8081A
114	Endosulfan Sulfate	1031078	EPA 8081A
115	Endrin	72208	EPA 8081A
116	Endrin Aldehyde	7421934	EPA 8081A
117	Heptachlor	76448	EPA 8081A
118	Heptachlor Epoxide	1024573	EPA 8081A
119	PCB-1016	12674112	EPA 8082
120	PCB-1221	11104282	EPA 8082
121	PCB-1232	11141165	EPA 8082
122	PCB-1242	53469219	EPA 8082
123	PCB-1248	12672296	EPA 8082
124	PCB-1254	11097691	EPA 8082
125	PCB-1260	11096825	EPA 8082
126	Toxaphene	8001352	EPA 8081A

ATTACHMENT J – RPA ANALYSIS FOR CTR CONSTITUENT

Fact Sheet Attachment J
Reasonable Potential Analysis
Norwalk Pump Station
CA0063509, CI-7497

CTR#	Parameters	Units	CV	MEC	CTR Water Quality Criteria (ug/L)				REASONABLE POTENTIAL ANALYSIS (RPA)								
					Freshwater		Human Health for consumption of:		Lowest C	MEC >= Lowest C	Tier 1 - Need limit?	B Available (Y/N)?	Are all B data points non-detects (Y/N)?	If all data points ND Enter the min detection limit (MDL)	Enter the pollutant B detected max conc (ug/L)	If all B is ND, is MDL>C?	If B>C, effluent limit required
					C acute = CMC tot	C chronic = CCC tot	Water & organisms	Organisms only									
1	Antimony	ug/L		50			4300.00	4300.00	No	No	Y	N		50		B<=C, Step 7	
2	Arsenic	ug/L		57.4	340.00	150.00		150.00	No	No	Y	N	8.02			B<=C, Step 7	
3	Beryllium	ug/L		No Criteria			Narrative	No Criteria	No Criteria	No Criteria	Y	N	0.318			No Criteria	
4	Cadmium	ug/L		0.35	18.26	6.51		6.51	No	No	Y	N	10			B>C & eff ND, Step 7	
5a	Chromium (III)				4787.98	570.70		570.70			N					No detected value of B, Step 7	
5b	Chromium (VI)	ug/L		0.41	16.29	11.43		11.43	No	No	N					No detected value of B, Step 7	
6	Copper	ug/L		10	44.96	26.88		26.88	No	No	Y	N	20.8			B<=C, Step 7	
7	Lead	ug/L	2.297	20.6	394.98	15.39		15.392	Yes	Yes	Y	N	21.1			Limit required, B>C & pollutant	
8	Mercury	ug/L	1.197	0.183	Res	Res		0.051	Yes	Yes	Y	N	0.158			Limit required, B>C & pollutant	
9	Nickel	ug/L		1.37	1337.61	148.72		148.72	No	No	Y	N	20			B<=C, Step 7	
10	Selenium	ug/L	1.183	14.6	20.00	5.00		5.00	Yes	Yes	Y	N	16.5			Limit required, B>C & pollutant	
11	Silver	ug/L		0.4	34.15			34.15	No	No	Y	Y	0.4	N		No detected value of B, Step 7	
12	Thallium	ug/L	0.6	22.6				6.30	Yes	Yes	Y	N	4.37			B<=C, Step 7	
13	Zinc	ug/L		15	342.15	342.15		342.15	No	No	Y	N	76.5			B<=C, Step 7	
14	Cyanide	ug/L			22.00	5.20	220000.00	5.20			Y	Y	20	Y		No detected value of B, Step 7	
15	Asbestos	Fibers/L		No Criteria				No Criteria	No Criteria	No Criteria	Y	Y	0.48	N		No Criteria	
16	2,3,7,8 TCDD	ug/L						0.00000014	0.00000014		Y	Y	3.11E-07	Y		No detected value of B, Step 7	
	TCDD Equivalents	ug/L	0					0.00000014	0.00000014		N					No detected value of B, Step 7	
17	Acrolein	ug/L		4.28				780	No	No	Y	Y	4.28	N		No detected value of B, Step 7	
18	Acrylonitrile	ug/L						0.66	0.660		Y	Y	3	Y		No detected value of B, Step 7	
19	Benzene	ug/L		1.8				71	71.0	No	No	Y	Y	0.27	N		No detected value of B, Step 7
20	Bromoform	ug/L		0.55				360	360.0	No	No	Y	Y	0.47	N		No detected value of B, Step 7
21	Carbon Tetrachloride	ug/L		0.43				4.4	4.40	No	No	Y	Y	0.25	N		No detected value of B, Step 7
22	Chlorobenzene	ug/L		0.22				21000	21000	No	No	Y	Y	0.15	N		No detected value of B, Step 7
23	Chlorodibromomethane	ug/L		0.48				34	34.00	No	No	Y	Y	0.33	N		No detected value of B, Step 7
24	Chloroethane	ug/L		No Criteria				No Criteria	No Criteria	No Criteria	Y	Y	0.53	N		No Criteria	
25	2-Chloroethylvinyl ether	ug/L		No Criteria				No Criteria	No Criteria	No Criteria	Y	Y	3.7	N		No Criteria	
26	Chloroform	ug/L		No Criteria				No Criteria	No Criteria	No Criteria	Y	Y				No Criteria	
27	Dichlorobromomethane	ug/L		0.33				46	46.00	No	No	Y	Y	0.33	N		No detected value of B, Step 7
28	1,1-Dichloroethane	ug/L		No Criteria				No Criteria	No Criteria	No Criteria	Y	Y	0.18	N		No Criteria	
29	1,2-Dichloroethane	ug/L		0.31				99	99.00	No	No	Y	Y	0.31	N		No detected value of B, Step 7
30	1,1-Dichloroethylene	ug/L		1				3.2	3.200	No	No	Y	Y	0.23	N		No detected value of B, Step 7
31	1,2-Dichloropropane	ug/L		0.38				39	39.00	No	No	Y	Y	0.36	N		No detected value of B, Step 7
32	1,3-Dichloropropylene	ug/L		0.28				1700	1700	No	No	Y	Y	0.28	N		No detected value of B, Step 7
33	Ethylbenzene	ug/L		0.22				29000	29000	No	No	Y	Y	0.14	N		No detected value of B, Step 7
34	Methyl Bromide	ug/L		1				4000	4000	No	No	Y	Y	0.53	N		No detected value of B, Step 7
35	Methyl Chloride	ug/L		No Criteria				No Criteria	No Criteria	No Criteria	Y	Y	0.31	N		No Criteria	
36	Methylene Chloride	ug/L		11				1600	1600.0	No	No	Y	N	11			B<=C, Step 7
37	1,1,2,2-Tetrachloroethane	ug/L		0.44				11	11.00	No	No	Y	Y	0.36	N		No detected value of B, Step 7
38	Tetrachloroethylene	ug/L		0.51				8.85	8.9	No	No	Y	Y	0.42	N		No detected value of B, Step 7
39	Toluene	ug/L		0.39				200000	200000	No	No	Y	N	0.26			B<=C, Step 7
40	1,2-Trans-Dichloroethylene	ug/L		0.4				140000	140000	No	No	Y	Y	0.29	N		No detected value of B, Step 7
41	1,1,1-Trichloroethane	ug/L		No Criteria				No Criteria	No Criteria	No Criteria	Y	Y	0.21	N		No Criteria	
42	1,1,2-Trichloroethane	ug/L		0.54				42	42.0	No	No	Y	Y	0.28	N		No detected value of B, Step 7
43	Trichloroethylene	ug/L		0.3				81	81.0	No	No	Y	Y	0.3	N		No detected value of B, Step 7
44	Vinyl Chloride	ug/L		0.33				525	525	No	No	Y	Y	0.2	N		No detected value of B, Step 7
45	2-Chlorophenol	ug/L		0.5				400	400	No	No	Y	Y	0.5	N		No detected value of B, Step 7
46	2,4-Dichlorophenol	ug/L		0.53				790	790	No	No	Y	Y	0.53	N		No detected value of B, Step 7
47	2,4-Dimethylphenol	ug/L		0.6				2300	2300	No	No	Y	Y	0.6	N		No detected value of B, Step 7

Fact Sheet Attachment J
Reasonable Potential Analysis
Norwalk Pump Station
CA0063509, CI-7497

CTR#	Parameters	Units	CV	MEC	CTR Water Quality Criteria (ug/L)				Lowest C	REASONABLE POTENTIAL ANALYSIS (RPA)							
					Freshwater		Human Health for consumption of:			MEC >= Lowest C	Tier 1 - Need limit?	B Available (Y/N)?	Are all B data points non-detects (Y/N)?	If all data points ND Enter the min detection limit (MDL)	Enter the pollutant B detected max conc (ug/L)	If all B is ND, is MDL>C?	If B>C, effluent limit required
					C acute = CMC tot	C chronic = CCC tot	Water & organisms	Organisms only									
48	4,6-dinitro-o-resol (aka2-methyl-4,6-Dinitrophenol)	ug/L		1.7				765	765.0	No	No	Y	Y	1.7		N	No detected value of B, Step 7
49	2,4-Dinitrophenol	ug/L		1.3				14000	14000	No	No	Y	Y	1.3		N	No detected value of B, Step 7
50	2-Nitrophenol	ug/L		No Criteria					No Criteria	No Criteria	No Criteria	Y	Y	0.59		N	No Criteria
51	4-Nitrophenol	ug/L		No Criteria					No Criteria	No Criteria	No Criteria	Y	Y	0.43		N	No Criteria
52	3-Methyl-4-Chlorophenol (aka P-chloro-m-resol)	ug/L		No Criteria					No Criteria	No Criteria	No Criteria	Y	Y	0.58		N	No Criteria
53	Pentachlorophenol	ug/L		0.37	9.94	7.63		8.2	7.63	No	No	Y	Y	0.37		N	No detected value of B, Step 7
54	Phenol	ug/L		150				4600000	4600000	No	No	Y	Y	0.58		N	No detected value of B, Step 7
55	2,4,6-Trichlorophenol	ug/L		0.61				6.5	6.5	No	No	Y	Y	0.61		N	No detected value of B, Step 7
56	Acenaphthene	ug/L		0.7				2700	2700	No	No	Y	Y	0.7		N	No detected value of B, Step 7
57	Acenaphthylene	ug/L		No Criteria					No Criteria	No Criteria	No Criteria	Y	Y	0.72		N	No Criteria
58	Anthracene	ug/L		0.75				110000	110000	No	No	Y	Y	0.75		N	No detected value of B, Step 7
59	Benzidine	ug/L						0.00054	0.00054			Y	Y	0.31		Y	No detected value of B, Step 7
60	Benzo(a)Anthracene	ug/L						0.049	0.0490			Y	Y	0.56		Y	No detected value of B, Step 7
61	Benzo(a)Pyrene	ug/L						0.049	0.0490			Y	Y	0.44		Y	No detected value of B, Step 7
62	Benzo(b)Fluoranthene	ug/L						0.049	0.0490			Y	Y	0.62		Y	No detected value of B, Step 7
63	Benzo(ghi)Perylene	ug/L		No Criteria					No Criteria	No Criteria	No Criteria	Y	Y	0.36		N	No Criteria
64	Benzo(k)Fluoranthene	ug/L						0.049	0.0490			Y	Y	0.85		Y	No detected value of B, Step 7
65	Bis(2-Chloroethoxy)Methane	ug/L		No Criteria					No Criteria	No Criteria	No Criteria	Y	Y	0.58		N	No Criteria
66	Bis(2-Chloroethyl)Ether	ug/L		0.51				1.4	1.400	No	No	Y	Y	0.51		N	No detected value of B, Step 7
67	Bis(2-Chloroisopropyl)Ether	ug/L		0.76				170000	170000	No	No	Y	Y	0.76		N	No detected value of B, Step 7
68	Bis(2-Ethylhexyl)Phthalate	ug/L		0.52				5.9	5.9	No	No	Y	N		3.6	N	B<=C, Step 7
69	4-Bromophenyl Phenyl Ether	ug/L		No Criteria					No Criteria	No Criteria	No Criteria	Y	Y	0.61		N	No Criteria
70	Butylbenzyl Phthalate	ug/L		0.52				5200	5200	No	No	Y	Y	0.52		N	No detected value of B, Step 7
71	2-Chloronaphthalene	ug/L		0.65				4300	4300	No	No	Y	Y	0.65		N	No detected value of B, Step 7
72	4-Chlorophenyl Phenyl Ether	ug/L		No Criteria					No Criteria	No Criteria	No Criteria	Y	Y	0.61		N	No Criteria
73	Chrysene	ug/L						0.049	0.0490			Y	Y	0.64		Y	No detected value of B, Step 7
74	Dibenzo(a,h)Anthracene	ug/L						0.049	0.0490			Y	Y	0.41		Y	No detected value of B, Step 7
75	1,2-Dichlorobenzene	ug/L		0.27				17000	17000	No	No	Y	Y	0.18		N	No detected value of B, Step 7
76	1,3-Dichlorobenzene	ug/L		0.28				2600	2600	No	No	Y	Y	0.26		N	No detected value of B, Step 7
77	1,4-Dichlorobenzene	ug/L		0.21				2600	2600	No	No	Y	Y	0.21		N	No detected value of B, Step 7
78	3,3 Dichlorobenzidine	ug/L						0.077	0.08			Y	Y	0.63		Y	No detected value of B, Step 7
79	Diethyl Phthalate	ug/L		0.7				120000	120000	No	No	Y	Y	0.7		N	No detected value of B, Step 7
80	Dimethyl Phthalate	ug/L		0.65				2900000	2900000	No	No	Y	Y	0.65		N	No detected value of B, Step 7
81	Di-n-Butyl Phthalate	ug/L		0.73				12000	12000	No	No	Y	Y	0.73		N	No detected value of B, Step 7
82	2,4-Dinitrotoluene	ug/L		0.5				9.10	9.10	No	No	Y	Y	0.5		N	No detected value of B, Step 7
83	2,6-Dinitrotoluene	ug/L		No Criteria					No Criteria	No Criteria	No Criteria	Y	Y	0.56		N	No Criteria
84	Di-n-Octyl Phthalate	ug/L		No Criteria					No Criteria	No Criteria	No Criteria	Y	Y	0.5		N	No Criteria
85	1,2-Diphenylhydrazine	ug/L		0.19				0.54	0.540	No	No	Y	Y	0.19		N	No detected value of B, Step 7
86	Fluoranthene	ug/L		0.76				370	370	No	No	Y	Y	0.76		N	No detected value of B, Step 7
87	Fluorene	ug/L		0.69				14000	14000	No	No	Y	Y	0.69		N	No detected value of B, Step 7
88	Hexachlorobenzene	ug/L						0.00077	0.00077			Y	Y	0.61		Y	No detected value of B, Step 7
89	Hexachlorobutadiene	ug/L		0.59				50	50.00	No	No	Y	Y	0.59		N	No detected value of B, Step 7
90	Hexachlorocyclopentadiene	ug/L		0.22				17000	17000	No	No	Y	Y	0.22		N	No detected value of B, Step 7
91	Hexachloroethane	ug/L		0.49				8.9	8.9	No	No	Y	Y	0.49		N	No detected value of B, Step 7
92	Indeno(1,2,3-cd)Pyrene	ug/L						0.049	0.0490			Y	Y	0.42		Y	No detected value of B, Step 7
93	Isophorone	ug/L		0.62				600	600.0	No	No	Y	Y	0.62		N	No detected value of B, Step 7
94	Naphthalene	ug/L		No Criteria					No Criteria	No Criteria	No Criteria	Y	Y	0.72		N	No Criteria
95	Nitrobenzene	ug/L		0.67				1900	1900	No	No	Y	Y	0.67		N	No detected value of B, Step 7
96	N-Nitrosodimethylamine	ug/L		0.55				8.10	8.10000	No	No	Y	Y	0.55		N	No detected value of B, Step 7
97	N-Nitrosodi-n-Propylamine	ug/L		0.65				1.40	1.40	No	No	Y	Y	0.65		N	No detected value of B, Step 7

Fact Sheet Attachment J
Reasonable Potential Analysis
Norwalk Pump Station
CA0063509, CI-7497

CTR#	Parameters	Units	CV	MEC	CTR Water Quality Criteria (ug/L)				Lowest C	REASONABLE POTENTIAL ANALYSIS (RPA)							
					Freshwater		Human Health for consumption of:			MEC >= Lowest C	Tier 1 - Need limit?	B Available (Y/N)?	Are all B data points non-detects (Y/N)?	If all data points ND Enter the min detection limit (MDL)	Enter the pollutant B detected max conc (ug/L)	If all B is ND, is MDL>C?	If B>C, effluent limit required
					C acute = CMC tot	C chronic = CCC tot	Water & organisms	Organisms only									
98	N-Nitrosodiphenylamine	ug/L		0.68				16	16.0	No	No	Y	Y	0.68	N	No detected value of B, Step 7	
99	Phenanthrene	ug/L		No Criteria					No Criteria	No Criteria	No Criteria	Y	Y	0.75	N	No Criteria	
100	Pyrene	ug/L		0.68				11000	11000	No	No	Y	Y	0.68	N	No detected value of B, Step 7	
101	1,2,4-Trichlorobenzene	ug/L		No Criteria					No Criteria	No Criteria	No Criteria	Y	Y	0.49	N	No Criteria	
102	Aldrin	ug/L			3.00			0.00014	0.00014			Y	Y			No detected value of B, Step 7	
103	alpha-BHC	ug/L						0.013	0.0130			Y	Y			No detected value of B, Step 7	
104	beta-BHC	ug/L		0.0082				0.046	0.046	No	No	Y	Y	0.018	N	No detected value of B, Step 7	
105	gamma-BHC	ug/L		0.02	0.95			0.063	0.063	No	No	Y	Y	0.026	N	No detected value of B, Step 7	
106	delta-BHC	ug/L		No Criteria					No Criteria	No Criteria	No Criteria	Y	Y	0.032	N	No Criteria	
107	Chlordane	ug/L			2.4	0.0043		0.00059	0.00059			Y	Y	0.17	Y	No detected value of B, Step 7	
108	4,4'-DDT	ug/L			1.1	0.001		0.00059	0.00059			Y	Y	0.017	Y	No detected value of B, Step 7	
109	4,4'-DDE (linked to DDT)	ug/L						0.00059	0.00059			Y	Y	0.023	Y	No detected value of B, Step 7	
110	4,4'-DDD	ug/L						0.00084	0.00084			Y	Y	0.024	Y	No detected value of B, Step 7	
111	Dieldrin	ug/L			0.24	0.056		0.00014	0.00014			Y	Y	0.024	Y	No detected value of B, Step 7	
112	alpha-Endosulfan	ug/L		0.0052	0.22	0.056		240	0.0560	No	No	Y	Y	0.01	N	No detected value of B, Step 7	
113	beta-Endosulfan	ug/L		0.011	0.22	0.056		240	0.0560	No	No	Y	Y	0.022	N	No detected value of B, Step 7	
114	Endosulfan Sulfate	ug/L		0.0079				240	240	No	No	Y	Y	0.015	N	No detected value of B, Step 7	
115	Endrin	ug/L		0.012	0.086	0.036		0.81	0.0360	No	No	Y	Y	0.016	N	No detected value of B, Step 7	
116	Endrin Aldehyde	ug/L		0.0052				0.81	0.81	No	No	Y	Y	0.0092	N	No detected value of B, Step 7	
117	Heptachlor	ug/L			0.52	0.0038		0.00021	0.00021			Y	Y	0.0096	Y	No detected value of B, Step 7	
118	Heptachlor Epoxide	ug/L			0.52	0.0038		0.00011	0.00011			Y	Y	0.017	Y	No detected value of B, Step 7	
119-125	PCBs sum (2)	ug/L				0.014		0.00017	0.00017			Y	Y	0.1	Y	No detected value of B, Step 7	
126	Toxaphene	ug/L			0.73	0.0002		0.00075	0.0002			Y	Y	0.61	Y	No detected value of B, Step 7	

Notes:
Ud = Undetermined due to lack of data
Uc = Undetermined due to lack of CTR Water Quality Criteria
C = Water Quality Criteria
B = Background receiving water data

Fact Sheet Attachment J
Reasonable Potential Analysis
Norwalk Pump Station
CA0063509, CI-7497

CTR#	Parameters	Tier 3 - other info. ?	RPA Result - Need Limit?	Reason	HUMAN HEALTH CALCULATIONS			AQUATIC LIFE CALCULATIONS									
					Organisms only			Saltwater / Freshwater / Basin Plan									
					AMEL hh = ECA = C hh O only	MDEL/AMEL multiplier	MDEL hh	ECA acute multiplier (p.7)	LTA acute	ECA chronic multiplier	LTA chronic	Lowest LTA	AMEL multiplier 95	AMEL aq life	MDEL multiplier 99	MDEL aq life	
1	Antimony		No	MEC<C & B<=C													
2	Arsenic		No	MEC<C & B<=C													
3	Beryllium	No Criteria	Uc	No Criteria													
4	Cadmium		No	ud; B>C & effluent ND													
5a	Chromium (III)		Ud	No effluent data & no B													
5b	Chromium (VI)		No	Ud;MEC<C & no B													
6	Copper		No	MEC<C & B<=C													
7	Lead		Yes	MEC>=C		3.15		0.11	42.30	0.18	2.78	2.78	2.97	8.24	9.34	25.92239	
8	Mercury		Yes	MEC>=C	0.051	2.70	0.13748						2.13		5.75		
9	Nickel		No	MEC<C & B<=C													
10	Selenium		Yes	MEC>=C		2.68		0.18	3.52	0.32	1.62	1.62	2.12	3.44	5.69	9.243178	
11	Silver		No	MEC<C & B is ND													
12	Thallium		Yes	MEC>=C	6.3	2.01	12.63899						1.55		3.11		
13	Zinc		No	MEC<C & B<=C													
14	Cyanide		No	UD; effluent ND, MDL>C, and													
15	Asbestos	No Criteria	Uc	No Criteria													
16	2,3,7,8 TCDD		No	UD; effluent ND, MDL>C, and													
	TCDD Equivalents		Ud	No effluent data & no B													
17	Acrolein		No	MEC<C & B is ND													
18	Acrylonitrile		No	UD; effluent ND, MDL>C, and													
19	Benzene		No	MEC<C & B is ND													
20	Bromoform		No	MEC<C & B is ND													
21	Carbon Tetrachloride		No	MEC<C & B is ND													
22	Chlorobenzene		No	MEC<C & B is ND													
23	Chlorodibromomethane		No	MEC<C & B is ND													
24	Chloroethane	No Criteria	Uc	No Criteria													
25	2-Chloroethylvinyl ether	No Criteria	Uc	No Criteria													
26	Chloroform	No Criteria	Uc	No Criteria													
27	Dichlorobromomethane		No	MEC<C & B is ND													
28	1,1-Dichloroethane	No Criteria	Uc	No Criteria													
29	1,2-Dichloroethane		No	MEC<C & B is ND													
30	1,1-Dichloroethylene		No	MEC<C & B is ND													
31	1,2-Dichloropropane		No	MEC<C & B is ND													
32	1,3-Dichloropropylene		No	MEC<C & B is ND													
33	Ethylbenzene		No	MEC<C & B is ND													
34	Methyl Bromide		No	MEC<C & B is ND													
35	Methyl Chloride	No Criteria	Uc	No Criteria													
36	Methylene Chloride		No	MEC<C & B<=C													
37	1,1,2,2-Tetrachloroethane		No	MEC<C & B is ND													
38	Tetrachloroethylene		No	MEC<C & B is ND													
39	Toluene		No	MEC<C & B<=C													
40	1,2-Trans-Dichloroethylene		No	MEC<C & B is ND													
41	1,1,1-Trichloroethane	No Criteria	Uc	No Criteria													
42	1,1,2-Trichloroethane		No	MEC<C & B is ND													
43	Trichloroethylene		No	MEC<C & B is ND													
44	Vinyl Chloride		No	MEC<C & B is ND													
45	2-Chlorophenol		No	MEC<C & B is ND													
46	2,4-Dichlorophenol		No	MEC<C & B is ND													
47	2,4-Dimethylphenol		No	MEC<C & B is ND													

Fact Sheet Attachment J
 Reasonable Potential Analysis
 Norwalk Pump Station
 CA0063509, CI-7497

CTR#	Parameters	Tier 3 - other info. ?	RPA Result Need Limit?	Reason	HUMAN HEALTH CALCULATIONS			AQUATIC LIFE CALCULATIONS											
					Organisms only			Saltwater / Freshwater / Basin Plan											
					AMEL hh = ECA = C hh O only	MDEL/AMEL multiplier	MDEL hh	ECA acute multiplier (p.7)	LTA acute	ECA chronic multiplier	LTA chronic	Lowest LTA	AMEL multiplier 95	AMEL aq life	MDEL multiplier 99	MDEL aq life			
48	4,6-dinitro-o-resol (aka2-methyl-4,6-Dinitrophenol)		No	MEC<C & B is ND															
49	2,4-Dinitrophenol		No	MEC<C & B is ND															
50	2-Nitrophenol	No Criteria	Uc	No Criteria															
51	4-Nitrophenol	No Criteria	Uc	No Criteria															
52	3-Methyl-4-Chlorophenol (aka P-chloro-m-resol)	No Criteria	Uc	No Criteria															
53	Pentachlorophenol		No	MEC<C & B is ND															
54	Phenol		No	MEC<C & B is ND															
55	2,4,6-Trichlorophenol		No	MEC<C & B is ND															
56	Acenaphthene		No	MEC<C & B is ND															
57	Acenaphthylene	No Criteria	Uc	No Criteria															
58	Anthracene		No	MEC<C & B is ND															
59	Benidine		No	UD; effluent ND, MDL>C, and															
60	Benzo(a)Anthracene		No	UD; effluent ND, MDL>C, and															
61	Benzo(a)Pyrene		No	UD; effluent ND, MDL>C, and															
62	Benzo(b)Fluoranthene		No	UD; effluent ND, MDL>C, and															
63	Benzo(ghi)Perylene	No Criteria	Uc	No Criteria															
64	Benzo(k)Fluoranthene		No	UD; effluent ND, MDL>C, and															
65	Bis(2-Chloroethoxy)Methane	No Criteria	Uc	No Criteria															
66	Bis(2-Chloroethyl)Ether		No	MEC<C & B is ND															
67	Bis(2-Chloroisopropyl)Ether		No	MEC<C & B is ND															
68	Bis(2-Ethylhexyl)Phthalate		No	MEC<C & B<=C															
69	4-Bromophenyl Phenyl Ethel	No Criteria	Uc	No Criteria															
70	Butylbenzyl Phthalate		No	MEC<C & B is ND															
71	2-Chloronaphthalene		No	MEC<C & B is ND															
72	4-Chlorophenyl Phenyl Ethel	No Criteria	Uc	No Criteria															
73	Chrysene		No	UD; effluent ND, MDL>C, and															
74	Dibenzo(a,h)Anthracene		No	UD; effluent ND, MDL>C, and															
75	1,2-Dichlorobenzene		No	MEC<C & B is ND															
76	1,3-Dichlorobenzene		No	MEC<C & B is ND															
77	1,4-Dichlorobenzene		No	MEC<C & B is ND															
78	3,3 Dichlorobenzidine		No	UD; effluent ND, MDL>C, and															
79	Diethyl Phthalate		No	MEC<C & B is ND															
80	Dimethyl Phthalate		No	MEC<C & B is ND															
81	Di-n-Butyl Phthalate		No	MEC<C & B is ND															
82	2,4-Dinitrotoluene		No	MEC<C & B is ND															
83	2,6-Dinitrotoluene	No Criteria	Uc	No Criteria															
84	Di-n-Octyl Phthalate	No Criteria	Uc	No Criteria															
85	1,2-Diphenylhydrazine		No	MEC<C & B is ND															
86	Fluoranthene		No	MEC<C & B is ND															
87	Fluorene		No	MEC<C & B is ND															
88	Hexachlorobenzene		No	UD; effluent ND, MDL>C, and															
89	Hexachlorobutadiene		No	MEC<C & B is ND															
90	Hexachlorocyclopentadiene		No	MEC<C & B is ND															
91	Hexachloroethane		No	MEC<C & B is ND															
92	Indeno(1,2,3-cd)Pyrene		No	UD; effluent ND, MDL>C, and															
93	Isophorone		No	MEC<C & B is ND															
94	Naphthalene	No Criteria	Uc	No Criteria															
95	Nitrobenzene		No	MEC<C & B is ND															
96	N-Nitrosodimethylamine		No	MEC<C & B is ND															
97	N-Nitrosodi-n-Propylamine		No	MEC<C & B is ND															

Fact Sheet Attachment J
 Reasonable Potential Analysis
 Norwalk Pump Station
 CA0063509, CI-7497

CTR#	Parameters	Tier 3 - other info. ?	RPA Result - Need Limit?	Reason	HUMAN HEALTH CALCULATIONS			AQUATIC LIFE CALCULATIONS									
					Organisms only			Saltwater / Freshwater / Basin Plan									
					AMEL hh = ECA = C hh O only	MDEL/AMEL multiplier	MDEL hh	ECA acute multiplier (p.7)	LTA acute	ECA chronic multiplier	LTA chronic	Lowest LTA	AMEL multiplier 95	AMEL aq life	MDEL multiplier 99	MDEL aq life	
98	N-Nitrosodiphenylamine		No	MEC<C & B is ND													
99	Phenanthrene	No Criteria	Uc	No Criteria													
100	Pyrene		No	MEC<C & B is ND													
101	1,2,4-Trichlorobenzene	No Criteria	Uc	No Criteria													
102	Aldrin		No	UD; effluent ND, MDL>C, and													
103	alpha-BHC		No	UD; effluent ND, MDL>C, and													
104	beta-BHC		No	MEC<C & B is ND													
105	gamma-BHC		No	MEC<C & B is ND													
106	delta-BHC	No Criteria	Uc	No Criteria													
107	Chlordane		No	UD; effluent ND, MDL>C, and													
108	4,4'-DDT		No	UD; effluent ND, MDL>C, and													
109	4,4'-DDE (linked to DDT)		No	UD; effluent ND, MDL>C, and													
110	4,4'-DDD		No	UD; effluent ND, MDL>C, and													
111	Dieldrin		No	UD; effluent ND, MDL>C, and													
112	alpha-Endosulfan		No	MEC<C & B is ND													
113	beta-Endosulfan		No	MEC<C & B is ND													
114	Endosulfan Sulfate		No	MEC<C & B is ND													
115	Endrin		No	MEC<C & B is ND													
116	Endrin Aldehyde		No	MEC<C & B is ND													
117	Heptachlor		No	UD; effluent ND, MDL>C, and													
118	Heptachlor Epoxide		No	UD; effluent ND, MDL>C, and													
119-125	PCBs sum (2)		No	UD; effluent ND, MDL>C, and													
126	Toxaphene		No	UD; effluent ND, MDL>C, and													

Notes:
 Ud = Undetermined due to lack of data
 Uc = Undetermined due to lack of CTR
 C = Water Quality Criteria
 B = Background receiving water data

Fact Sheet Attachment J
Reasonable Potential Analysis
Norwalk Pump Station
CA0063509, CI-7497

CTR#	Parameters	LIMITS		Recommendation	Comment
		Lowest AMEL	Lowest MDEL		
1	Antimony			No Limit	
2	Arsenic			No Limit	
3	Beryllium			No Limit	
4	Cadmium			No Limit	
5a	Chromium (III)			No Limit	
5b	Chromium (VI)			No Limit	
6	Copper			No Limit	Effluent limitations in proposed Order are based on WLAs given in the San Gabriel River and Impaired Tributaries Metals TMDL.
7	Lead	8.24206	25.92239		Effluent limitations in proposed Order for dry-weather are based on RPA, effluent limitations in proposed Order for wet-weather are based on Metals TMDL.
8	Mercury	0.05100	0.13748		
9	Nickel			No Limit	
10	Selenium	3.44318	9.24318		
11	Silver			No Limit	
12	Thallium	6.30000	12.63899		
13	Zinc			No Limit	Effluent limitations in proposed Order are based on WLAs given in the San Gabriel River and Impaired Tributaries Metals TMDL.
14	Cyanide			No Limit	
15	Asbestos			No Limit	
16	2,3,7,8 TCDD			No Limit	
	TCDD Equivalents			No Limit	
17	Acrolein			No Limit	
18	Acrylonitrile			No Limit	
19	Benzene			No Limit	
20	Bromoform			No Limit	
21	Carbon Tetrachloride			No Limit	
22	Chlorobenzene			No Limit	
23	Chlorodibromomethane			No Limit	
24	Chloroethane			No Limit	
25	2-Chloroethylvinyl ether			No Limit	
26	Chloroform			No Limit	
27	Dichlorobromomethane			No Limit	
28	1,1-Dichloroethane			No Limit	
29	1,2-Dichloroethane			No Limit	
30	1,1-Dichloroethylene			No Limit	
31	1,2-Dichloropropane			No Limit	
32	1,3-Dichloropropylene			No Limit	
33	Ethylbenzene			No Limit	
34	Methyl Bromide			No Limit	
35	Methyl Chloride			No Limit	
36	Methylene Chloride			No Limit	
37	1,1,1,2-Tetrachloroethane			No Limit	
38	Tetrachloroethylene			No Limit	
39	Toluene			No Limit	
40	1,2-Trans-Dichloroethylene			No Limit	
41	1,1,1-Trichloroethane			No Limit	
42	1,1,2-Trichloroethane			No Limit	
43	Trichloroethylene			No Limit	
44	Vinyl Chloride			No Limit	
45	2-Chlorophenol			No Limit	
46	2,4-Dichlorophenol			No Limit	
47	2,4-Dimethylphenol			No Limit	

Fact Sheet Attachment J
Reasonable Potential Analysis
Norwalk Pump Station
CA0063509, CI-7497

CTR#	Parameters	LIMITS		Recommendation	Comment
		Lowest AMEL	Lowest MDEL		
48	4,6-dinitro-o-resol (aka2-methyl-4,6-Dinitrophenol)			No Limit	
49	2,4-Dinitrophenol			No Limit	
50	2-Nitrophenol			No Limit	
51	4-Nitrophenol			No Limit	
52	3-Methyl-4-Chlorophenol (aka P-chloro-m-resol)			No Limit	
53	Pentachlorophenol			No Limit	
54	Phenol			No Limit	
55	2,4,6-Trichlorophenol			No Limit	
56	Acenaphthene			No Limit	
57	Acenaphthylene			No Limit	
58	Anthracene			No Limit	
59	Benzdine			No Limit	
60	Benzo(a)Anthracene			No Limit	
61	Benzo(a)Pyrene			No Limit	
62	Benzo(b)Fluoranthene			No Limit	
63	Benzo(ghi)Perylene			No Limit	
64	Benzo(k)Fluoranthene			No Limit	
65	Bis(2-Chloroethoxy)Methane			No Limit	
66	Bis(2-Chloroethyl)Ether			No Limit	
67	Bis(2-Chloroisopropyl)Ether			No Limit	
68	Bis(2-Ethylhexyl)Phthalate			No Limit	
69	4-Bromophenyl Phenyl Ethe			No Limit	
70	Butylbenzyl Phthalate			No Limit	
71	2-Chloronaphthalene			No Limit	
72	4-Chlorophenyl Phenyl Ethe			No Limit	
73	Chrysene			No Limit	
74	Dibenzo(a,h)Anthracene			No Limit	
75	1,2-Dichlorobenzene			No Limit	
76	1,3-Dichlorobenzene			No Limit	
77	1,4-Dichlorobenzene			No Limit	
78	3,3 Dichlorobenzidine			No Limit	
79	Diethyl Phthalate			No Limit	
80	Dimethyl Phthalate			No Limit	
81	Di-n-Butyl Phthalate			No Limit	
82	2,4-Dinitrotoluene			No Limit	
83	2,6-Dinitrotoluene			No Limit	
84	Di-n-Octyl Phthalate			No Limit	
85	1,2-Diphenylhydrazine			No Limit	
86	Fluoranthene			No Limit	
87	Fluorene			No Limit	
88	Hexachlorobenzene			No Limit	
89	Hexachlorobutadiene			No Limit	
90	Hexachlorocyclopentadiene			No Limit	
91	Hexachloroethane			No Limit	
92	Indeno(1,2,3-cd)Pyrene			No Limit	
93	Isophorone			No Limit	
94	Naphthalene			No Limit	
95	Nitrobenzene			No Limit	
96	N-Nitrosodimethylamine			No Limit	
97	N-Nitrosodi-n-Propylamine			No Limit	

Fact Sheet Attachment J
Reasonable Potential Analysis
Norwalk Pump Station
CA0063509, CI-7497

CTR#	Parameters	LIMITS		Recommendation	Comment
		Lowest AMEL	Lowest MDEL		
98	N-Nitrosodiphenylamine			No Limit	
99	Phenanthrene			No Limit	
100	Pyrene			No Limit	
101	1,2,4-Trichlorobenzene			No Limit	
102	Aldrin			No Limit	
103	alpha-BHC			No Limit	
104	beta-BHC			No Limit	
105	gamma-BHC			No Limit	
106	delta-BHC			No Limit	
107	Chlordane			No Limit	
108	4,4'-DDT			No Limit	
109	4,4'-DDE (linked to DDT)			No Limit	
110	4,4'-DDD			No Limit	
111	Dieldrin			No Limit	
112	alpha-Endosulfan			No Limit	
113	beta-Endosulfan			No Limit	
114	Endosulfan Sulfate			No Limit	
115	Endrin			No Limit	
116	Endrin Aldehyde			No Limit	
117	Heptachlor			No Limit	
118	Heptachlor Epoxide			No Limit	
119-125	PCBs sum (2)			No Limit	
126	Toxaphene			No Limit	

Notes:

- Ud = Undetermined due to lack of data
- Uc = Undetermined due to lack of CTR
- C = Water Quality Criteria
- B = Background receiving water data