



California Regional Water Quality Control Board

Los Angeles Region



Recipient of the 2001 *Environmental Leadership Award* from Keep California Beautiful

Linda S. Adams
Agency Secretary

320 W. 4th Street, Suite 200, Los Angeles, California 90013
Phone (213) 576-6600 FAX (213) 576-6640 - Internet Address: <http://www.waterboards.ca.gov/losangeles>

Arnold Schwarzenegger
Governor

November 7, 2007

CERTIFIED MAIL NO.

RETURN RECEIPT REQUESTED NO. 7001 2510 0002 2221 6986

Ms. Joone Lopez
Deputy General Manager
Central Basin Municipal water District
17140 S. Avalon Blvd. Suite 300
Carson, CA 90746-1296

Dear Ms. Lopez:


CONTINUATION OF COVERAGE UNDER GENERAL NATIONAL POLLUTANT DISCHARGE ELIMINATION SYSTEM AND WASTE DISCHARGE REQUIREMENTS—CENTRAL BASIN MUNICIPAL WATER DISTRICT, RIO HONDO PUMP STATION, 4300 SAN GABRIEL RIVER PARKWAY, PICO RIVERA, CALIFORNIA (NPDES NO. CAG994004, CI-8432)

We have completed our review of your Notice of Intent (NOI) Form dated October 23, 2007, and the analytical results of representative groundwater samples submitted in order to continue enrollment under the General NPDES Permit. Discharge of groundwater generated from the above-referenced facility is currently regulated under NPDES General Permit No. CAG674001 (Order No. 97-047), *General National Pollutant Discharge Elimination System and Waste Discharge Requirements for Discharges of Hydrostatic Test Water to Surface Waters in Coastal Watersheds of Los Angeles and Ventura Counties*, adopted by this Board on May 12, 1997.

The attached Fact Sheet indicates that you have been using recycled water to conduct hydrostatic test on your recycled water lateral lines. Therefore, we have determined that your discharge at the above-referenced site is more appropriately regulated under Order No. R4-2003-0111, *General National Pollutant Discharge Elimination System Permit and Waste Discharge Requirements for Groundwater Discharges from Construction and Project Dewatering to Surface Waters in Coastal Watersheds of Los Angeles and Ventura Counties*, adopted by this Board on August 7, 2003. Order No. R4-2003-011, supersedes your enrollment under Order No. 97-047. Your existing enrollment under Order No. 97-047 will be terminated in a separate letter.

Enclosed are your Waste Discharge Requirements, which also serve as your NPDES permit, consisting of Order No. R4-2003-0111 and Monitoring and Reporting Program No. CI-8432. The discharge limitations in Part E.1.a. and b. of Order No. R4-2003-0111 for the specific constituents listed on the Table with the enclosed Fact Sheet are applicable to your discharge. The hydrostatic test water discharge flows into eight different outfall locations. Outfall 1 and 2, drains into Coyote Creek, Outfall 3,4,5,6 and 8 drains directly into the San Gabriel River, Outfall 6a and 7 drains into Los Cerritos Channel. The discharges from all the outfalls flows to the San Gabriel River between Firestone Blvd. and San Gabriel River Estuary including Coyote Creek. Therefore, the discharge limitations in Attachment B of Order No. R4-2003-0111 is not

California Environmental Protection Agency



Our mission is to preserve and enhance the quality of California's water resources for the benefit of present and future generations.

Ms. Joone Lopez
Deputy General Manager
Central Basin Municipal water District

November 7, 2007

applicable to your discharge. Prior to starting discharge, a representative sample of the effluent shall be obtained and analyzed to determine compliance with the discharge limitations.


The Monitoring and Reporting Program requires you to implement the monitoring program on the effective date of coverage under this permit. All monitoring reports should be sent to the Regional Board, ATTN: Information Technology Unit. When submitting monitoring or technical reports to the Regional Board per these requirements, please include a reference to "Compliance File No. CI-8432 and NPDES No. CAG994004", which will assure that the reports are directed to the appropriate file and staff. Also, please do not combine other reports with your monitoring reports. Submit each type of report as a separate document.

In order to avoid future annual fees, please submit written notification when the project has been completed and the permit is no longer needed.

We are sending a copy of Order No. R4-2003-0111 only to the applicant. For those on the mailing list, please refer to the Board Order sent to you previously or download a copy of the Order from our website at http://www.waterboards.ca.gov/rwqcblosangeles/html/permits/general_permits.html

If you have any questions, please contact Namiraj Jain at (213) 620-6003.

Sincerely,



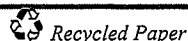
Tracy J. Egoscue
Executive Officer

Enclosures:

Fact Sheet for CI-8432
Order No. R4-2004-0109
Monitoring and Reporting Program No. CI-8432

cc: Environmental Protection Agency, Region 9, Permit Section (WTR-5)
U.S. Army Corps of Engineers
U.S. Fish and Wildlife Services, Division of Ecological Services
NOAA, National Marine Fisheries Service
Philip Isorena, SWRCB, NPDES Unit
California Department of Fish and Game, Marine Resources, Region 5

California Environmental Protection Agency



Our mission is to preserve and enhance the quality of California's water resources for the benefit of present and future generations.

Ms. Joone Lopez
Deputy General Manager
Central Basin Municipal water District

November 7, 2007

California Department of Health Services, Environmental Branch
Los Angeles County, Department of Public Works, Waste Management Division
Los Angeles County, Department of Health Services
City of Los Angeles, Department of Public Works, Stormwater Management Division
City Manager, City of Pico Rivera
Jae Kim, Tetrattech

California Environmental Protection Agency



Recycled Paper

Our mission is to preserve and enhance the quality of California's water resources for the benefit of present and future generations.

STATE OF CALIFORNIA
CALIFORNIA REGIONAL WATER QUALITY CONTROL BOARD
LOS ANGELES REGION
320 West 4th Street, Suite 200, Los Angeles, California 90013

**FACT SHEET
WASTE DISCHARGE REQUIREMENTS
FOR**

**CENTRAL BASIN MUNICIPAL WATER DISTRICT
(RIO HONDO PUMP STATION)
NPDES NO. CAG994004
CI-8432**

FACILITY LOCATION

Various locations, see table below

FACILITY MAILING ADDRESS

17140 S. Avalon Boulevard, Suite 300
Carson, CA 90746-1296

PROJECT DESCRIPTION:

Central Basin Municipal Water District (CBMWD) discharges hydrostatic test water from Rio Hondo Pump Station, located within their service area. On periodic basis, CBMWD flushes recycled water line laterals as part of the regular maintenance procedures for new and existing pipelines. Tertiary treated recycled water is used for line flushing. The hydrostatic test water will be dechlorinated using sodium bisulfate before discharge to the storm drain. Currently, Discharge of groundwater generated from the above-referenced facility is regulated under NPDES General Permit No. CAG674001 (Order No. 97-047), *General National Pollutant Discharge Elimination System and Waste Discharge Requirements for Discharges of Hydrostatic Test Water to Surface Waters in Coastal Watersheds of Los Angeles and Ventura Counties*, adopted by this Board on May 12, 1997.

On October 23, 2007, the Discharger submitted a completed Notice of Intent (NOI) Form to continue enrollment under the general NPDES permit. Regional Board staff has reviewed the NOI submittals and determined that the discharge from your facility is more appropriately regulated under NPDES Permit No. CAG994004, Order No. R4-2003-0111 because the hydrostatic test is conducted using recycled water. Your existing enrollment under NPDES Permit No. CAG674001, Order No. 97-047 will be terminated in a separate letter. Order No. R4-2003-0111 supersedes Order No. 97-047 and continues the facility's enrollment under the General NPDES permit.

VOLUME AND DESCRIPTION OF DISCHARGE:

Approximately 15,000 gallons of hydrostatic water is discharged from flushing of existing pipelines, and approximately 50,000 is discharged from flushing of new pipelines. The hydrostatic test water is discharged through a 4-inch blow-off valve located at the following outfalls:

November 7, 2007

Outfall Number	Location	Latitude	Longitude	Receiving Waterbody
1	Bona Vista @ Railroad Crossing, Santa Fe Springs	33° 53' 36"	118° 01' 54"	Coyote Creek
2	Shoemaker @ Railroad Crossing, Santa Fe Springs	33° 53' 48"	118° 03' 19"	Coyote Creek
3	Norwalk @ Florence Avenue Santa Fe Springs	33° 56' 07"	118° 04' 22"	San Gabriel River
4	San Gabriel River @ Rio San Gabriel Park, Downey	33° 55' 47"	118° 06' 31"	San Gabriel River
5	San Gabriel River @ Foster Road, Downey	33° 54' 35"	118° 06' 39"	San Gabriel River
6	San Gabriel River @ Alondra Blvd., Bellflower	33° 53' 16"	118° 06' 34"	San Gabriel River
6a	Maple Street @ Woodruff Avenue, Bellflower	33° 52' 54"	118° 07' 02"	Los Cerritos Channel
7	Hegel Avenue @ Virginia Avenue, Bellflower	33° 53' 32"	118° 08' 18"	Los Cerritos Channel
8	Rio Hondo Pump Station @ 4300 San Gabriel River Parkway	34° 00' 32"	118° 04' 04"	San Gabriel River

The project location map is shown in Figures 1.

APPLICABLE EFFLUENT LIMITATIONS

Based on the information provided in the NPDES Application Supplemental Requirements, the following constituents listed in the Table below have been determined to show reasonable potential to exist in the discharge. The hydrostatic test water discharges from the above mentioned locations flow into the San Gabriel River between Firestone Blvd. and San Gabriel River Estuary including Coyote Creek. Therefore, the effluent limitations in Attachment B of Order No. R4-2003-0111 are not applicable to your discharge.

This Table lists the specific constituents and effluent limitations applicable to the discharge.

Constituents	Units	Discharge Limitations	
		Daily Maximum	Monthly Average
Total Suspended Solids	mg/L	150	50
Turbidity	NTU	150	50
Oil and Grease	mg/L	15	10
BOD ₅ 20°C	mg/L	30	20
Settleable Solids	ml/L	0.3	0.1

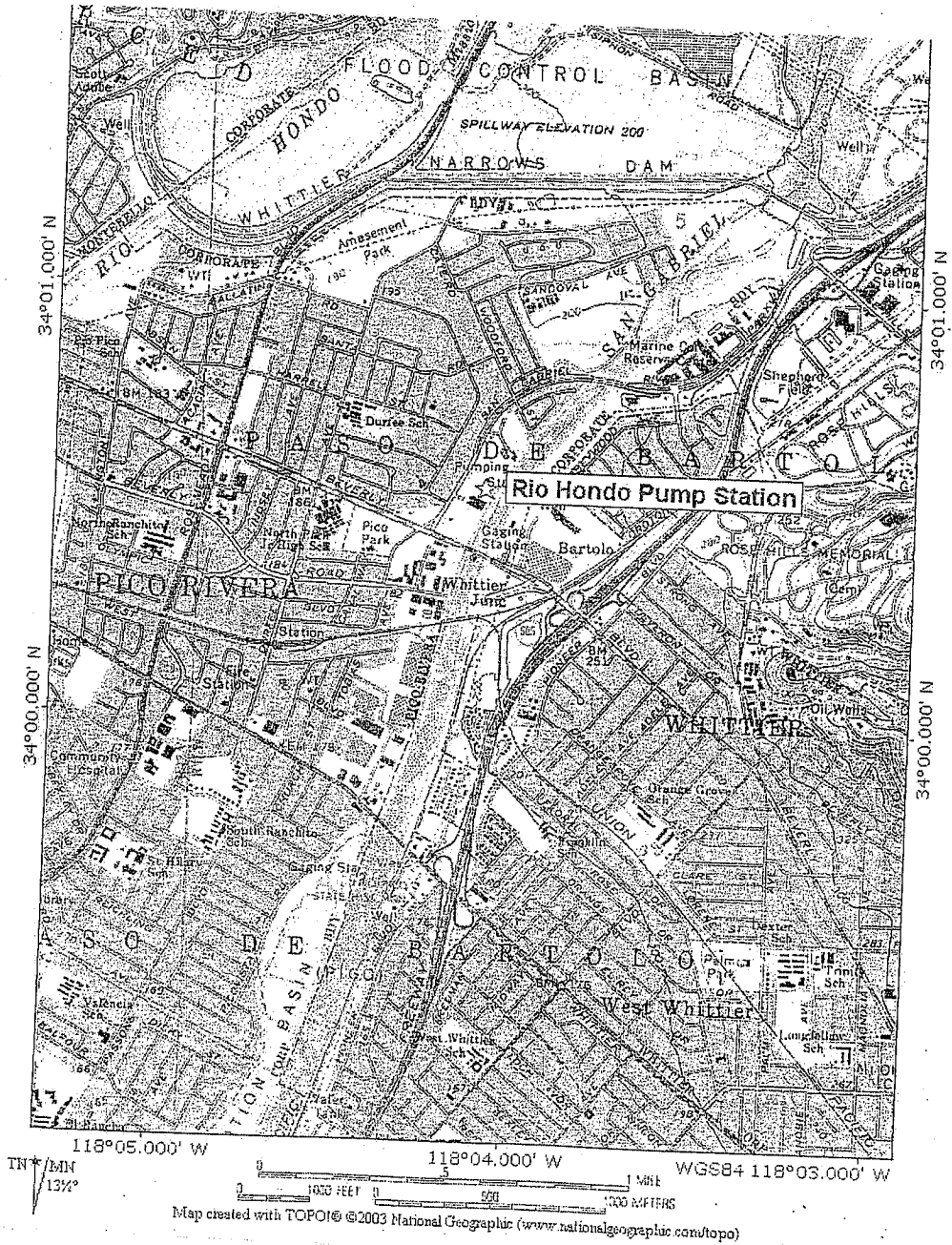
Constituents	Units	Discharge Limitations	
		Daily Maximum	Monthly Average
Sulfides	mg/L	1.0	---
Phenols	mg/L	1.0	---
Residual Chlorine	mg/L	0.1	---
Methylene Blue Active Substances (MBAS)		0.5	---

FREQUENCY OF DISCHARGE:

The hydrostatic test water discharge will be intermittent and seasonal.

REUSE OF WATER:

Offsite disposal of waste is not feasible due to high cost of disposal. Since there are no feasible reuse options, the wastewater will be discharged to the San Gabriel River in accordance with the attached Order.



Site Location
Figure 1

STATE OF CALIFORNIA
CALIFORNIA REGIONAL WATER QUALITY CONTROL BOARD
LOS ANGELES REGION

MONITORING AND REPORTING PROGRAM NO. CI-8432
FOR
CENTRAL BASIN MUNICIPAL WATER DISTRICT
(RIO HONDO PUMP STATION)

(NPDES NO. CAG994004, SERIES NO. 264)

I. REPORTING REQUIREMENTS

- A. The discharger shall implement this monitoring program on the effective date of this permit. The discharger shall submit monitoring reports to the Regional Board by the dates in the following schedule:

<u>Reporting Period</u>	<u>Report Due</u>
January – March	May 15
April – June	August 15
July – September	November 15
October – December	February 15

- B. The first monitoring report under this Program is due by February 15, 2008. If there is no discharge during any reporting period, the report shall so state.
- C. All monitoring reports shall include the discharge limitations in the Order, tabulated analytical data, the chain of custody form, and the laboratory report (including but not limited to date and time of sampling, date of analyses, method of analysis and detection limits).
- D. Each monitoring report shall contain a separate section titled "Summary of Non-compliance" which discusses the compliance record and corrective action taken or planned that may be needed to bring the discharge into full compliance with waste discharge requirements. This section shall clearly list all non-compliance with waste discharge requirements, as well as all excursions of effluent limitations.
- E. Before commencing a new discharge at each outfall location, a representative sample of the effluent shall be collected and analyzed for toxicity and for all the constituents listed in the Fact Sheet and the test results must meet all applicable limitations of Order No. R4-2003-0111.

November 7, 2007

II. SAMPLE COLLECTION REQUIREMENTS (AS APPROPRIATE)

- A. Daily samples shall be collected each day.
- B. Weekly samples shall be collected on a representative day of each week.
- C. Monthly samples shall be collected on a representative day of each month.
- D. Quarterly samples shall be collected in February, May, August, and November.
- E. Semi-annual samples shall be collected in May and November.
- F. Annual samples shall be collected in November.

III. EFFLUENT MONITORING REQUIREMENTS

- A. Sampling station(s) shall be established at the discharge point and shall be located where representative samples of the effluent can be obtained. Provisions shall be made to enable visual inspections before discharge. In the event of presence of oil sheen, debris, and/or other objectionable materials or odors, discharge shall not commence until compliance with the requirements is demonstrated. All visual observations shall be included in the monitoring report.
- B. If monitoring results indicate an exceedance of a limit contained in Order R4-2003-0111, the discharge shall be terminated and shall only be resumed after remedial measures have been implemented and full compliance with the requirements has been ascertained.
- C. In addition, as applicable, following an effluent limit exceedance, the discharger shall implement the following accelerated monitoring program:
 - 1. Monthly monitoring shall be increased to weekly monitoring,
 - 2. Quarterly monitoring shall be increased to monthly monitoring,
 - 3. Semi-annually monitoring shall be increased to quarterly, and
 - 4. Annual monitoring shall be increased to semi-annually.

If three consecutive accelerated monitoring events demonstrate full compliance with effluent limits, the discharger may return to the regular monitoring frequency, with the approval of the Executive Officer of the Regional Board.

- D. The following shall constitute the discharge monitoring program:

Constituent	Units	Type of Sample	Minimum Frequency of Analysis
Flow	gal/day	totalizer	continuously ¹
pH	pH units	grab	once per discharge event
Temperature	°F	grab	once per discharge event
Total Suspended Solids	mg/L	grab	once per discharge event

¹ Record the monthly total flow and report the calculated daily average flow and monthly flow in the quarterly and annual reports, as appropriate.

Constituent	Units	Type of Sample	Minimum Frequency of Analysis
Turbidity	NTU	grab	once per discharge event
BOD ₅ 20°C	mg/L	grab	once per discharge event
Oil and Grease	mg/L	grab	once per discharge event
Settleable Solids	ml/L	grab	once per discharge event
Sulfides	mg/L	grab	once per discharge event
Phenols	mg/L	grab	once per discharge event
Residual Chlorine	mg/L	grab	once per discharge event
Methylene Blue Active Substances (MBAS)	mg/L	grab	once per discharge event
Acute Toxicity	% survival	grab	annually

IV. EFFLUENT TOXICITY TESTING

- A. The discharger shall conduct acute toxicity testing tests on 100% of the effluent grab samples by methods specified in 40 CFR Part 136 which cites *USEPA's Methods for Measuring the Acute Toxicity of Effluents and Receiving Water to Freshwater and Marine Organisms, October 2002, (EPA/821-R-02-012)* or a more recent edition. Submission of bioassay results should include the information noted on pages 109-113 of the EPA/821-R-02-012 document.
- B. The fathead minnow, *Pimephales promelas*, shall be used as the test species for fresh water discharges and the topsmelt, *Atherinops affinis*, shall be used as the test species for brackish discharges. The method for topsmelt is found in *USEPA's Short-term Methods for Estimating the Chronic Toxicity of Effluents and Receiving Waters to West Coast Marine and Estuarine Organisms, First Edition, August 1995, (EPA/600-R-95/136)*.
- C. If the results of the toxicity test yields a survival of less than 90%, then the frequency of analyses shall increase to monthly until at least three test results have been obtained and full compliance with effluent limitations has been demonstrated, after which the frequency of analyses shall revert to annually. Results of toxicity tests shall be included in the first monitoring report following sampling.

V. GENERAL PROVISIONS FOR REPORTING

- A. The discharger shall inform this Regional Board 24 hours before the start of the discharge.
- B. All chemical, bacteriological, and toxicity analyses shall be conducted at a laboratory certified for such analyses by the California Department of Health Services Environmental Laboratory Accreditation Program (ELAP) or approved by the Executive Officer. A copy of the laboratory certification

shall be provided with the first monitoring report and each time a new certification and/or renewal certification is obtained from ELAP.

- C. Samples must be analyzed within allowable holding time limits as specified in 40 CFR Part 136.3. Proper chain of custody procedures must be followed and a copy shall be submitted with the report.
- D. As required in part H.5. of Order No. R4-2003-0111, the monitoring report shall specify the USEPA analytical method used, the Method Detection Limit and the Minimum Level for each pollutant.

VI. COMPLIANCE DETERMINATION (AS APPLICABLE)

- A. Compliance with single constituent effluent limitation – If the concentration of the pollutant in the monitoring sample is greater than the effluent limitation and greater than or equal to the reported Minimum Level (see Monitoring and Reporting Requirements Section H.5. of Order R4-2003-0111), then the Discharger is out of compliance.
- B. Compliance with monthly average limitations - In determining compliance with monthly average limitations, the following provisions shall apply to all constituents:
 - a. If the analytical result of a single sample, monitored monthly, quarterly, semiannually, or annually, does not exceed the monthly average limit for that constituent, the Discharger has demonstrated compliance with the monthly average limit for that month.
 - b. If the analytical result of a single sample, monitored monthly, quarterly, semiannually, or annually, exceeds the monthly average limit for any constituent, the Discharger shall collect four additional samples at approximately equal intervals during the month. All five analytical results shall be reported in the monitoring report for that month, or 45 days after results for the additional samples were received, whichever is later.

When all sample results are greater than or equal to the reported Minimum Level (see Monitoring and Reporting Requirements Section H.5. of Order R4-2003-0111), the numerical average of the analytical results of these five samples will be used for compliance determination.

When one or more sample results are reported as "Not-Detected (ND)" or "Detected, but Not Quantified (DNQ)" (see Monitoring and Reporting Requirements Section H.5. of Order R4-2003-0111), the median value of these four samples shall be used for compliance determination. If one or both of the middle values is ND or DNQ, the median shall be the lower of the two middle values.

- c. In the event of noncompliance with a monthly average effluent limitation, the sampling frequency for that constituent shall be increased to weekly and shall continue at this level until compliance with the monthly average effluent limitation has been demonstrated.
 - d. If only one sample was obtained for the month or more than a monthly period and the result exceed the monthly average, then the Discharger is in violation of the monthly average limit.
- C. Compliance with effluent limitations expressed as a sum of several constituents – If the sum of the individual pollutant concentrations is greater than the effluent limitation, then the Discharger is out of compliance. In calculating the sum of the concentrations of a group of pollutants, consider constituents reported as ND or DNQ to have concentrations equal to zero, provided that the applicable ML is used.
- D. Compliance with effluent limitations expressed as a median – in determining compliance with a median limitation, the analytical results in a set of data will be arranged in order of magnitude (either increasing or decreasing order); and
- a. If the number of measurements (n) is odd, then the median will be calculated as $X_{(n+1)/2}$, or
 - b. If the number of measurements (n) is even, then the median will be calculated as $[X_{n/2} + X_{(n/2)+1}]/2$, i.e. the midpoint between the n/2 and n/2+1 data points.
- E. In calculating mass emission rates from the monthly average concentrations, use one half of the method detection limit for “Not Detected” (ND) and the estimated concentration for “Detected, but Not Quantified” (DNQ) for the calculation of the monthly average concentration. To be consistent with section VI.C., if all pollutants belonging to the same group are reported as ND or DNQ, the sum of the individual pollutant concentrations should be considered as zero for the calculation of the monthly average concentration.

VII. NOTIFICATION

- A. The discharger shall notify the Executive Officer in writing prior to discharge of any chemical which may be toxic to aquatic life. Such notification shall include:
- 1. Name and general composition of the chemical,
 - 2. Frequency of use,
 - 3. Quantities to be used,
 - 4. Proposed discharge concentrations and,
 - 5. EPA registration number, if applicable.

No discharge of such chemical shall be made prior to obtaining the Executive Officer's approval.

- B. The discharger shall notify the Regional Board via telephone and/or fax within 24 hours of noticing an exceedance above the effluent limits in Order No. R4-2003-0111. The discharger shall provide to the Regional Board within 14 days of observing the exceedance a detailed statement of the actions undertaken or proposed that will bring the discharge into full compliance with the requirements and submit a timetable for correction.

VIII. MONITORING FREQUENCIES

Monitoring frequencies may be adjusted by the Executive Officer to a less frequent basis if the discharger makes a request and the request is justified by statistical trends of monitoring data submitted. However, monitoring frequency may also increase based on site-specific conditions.

Ordered by:



Tracy J. Egoscue
Executive Officer

Date: November 7, 2007

/nj