



California Regional Water Quality Control Board Los Angeles Region



Matthew Rodriguez
Secretary for Environmental
Protection

320 West Fourth Street, Suite 200, Los Angeles, California 90013
(213) 576-6600 • Fax (213) 576-6640
<http://www.waterboards.ca.gov/losangeles>

Edmund G. Brown Jr.
Governor

December 12, 2011

Mr. Robert Brager
City of Malibu
Department of Public Works
23825 Stuart Ranch Road
Malibu, CA 90265

Certified Mail
Return Receipt Requested
Claim No. 7004 1160 0002 8028 1857

COVERAGE UNDER GENERAL NATIONAL POLLUTANT DISCHARGE ELIMINATION SYSTEM AND WASTE DISCHARGE REQUIREMENTS—CITY OF MALIBU, MALIBU ROAD GROUNDWATER WELL PROJECT, 23762 MALIBU ROAD, MALIBU, CALIFORNIA (NPDES NO. CAG994005, CI—9778)

Dear Mr. Brager:

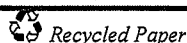
We have completed our review of your application for a permit to discharge wastewater under the National Pollutant Discharge Elimination System (NPDES).

Based on the information provided, the proposed discharge of groundwater meets the conditions to be regulated under Order No. R4-2003-0108, *General National Pollutant Discharge Elimination System and Waste Discharge Requirements for Discharges of Groundwater from Potable Water Supply Wells to Surface Waters in Coastal Watersheds of Los Angeles and Ventura Counties*, adopted by this Board on August 7, 2003.

Enclosed are your Waste Discharge Requirements, which also serve as your NPDES permit, consisting of Order No. R4-2003-0108 and Monitoring and Reporting Program No. CI-9778. Discharge limitations in Part E.1 and E.2 of Order No. R4-2003-0108 are applicable to your discharge. The groundwater discharge flows into Malibu Creek, thence to Santa Monica Bay. Therefore, the discharge limitations in Attachment B.5.a. of Order No. R4-2003-0108 are applicable to your discharge.

The Monitoring and Reporting Program requires you to implement the monitoring program on the effective date of coverage under this permit. All monitoring reports should be sent to the Regional Board, ATTN: Information Technology Unit. When submitting monitoring or technical reports to the Regional Board per these requirements, please include a reference to "Compliance File No. CI-9778 and NPDES No. CAG994005", which will assure that the reports are directed to the appropriate file and staff. Also, please do not combine other reports with your monitoring reports. Submit each type of report as a separate document.

California Environmental Protection Agency



Our mission is to preserve and enhance the quality of California's water resources for the benefit of present and future generations.

Mr. Robert Brager
City of Malibu
(Malibu Road Groundwater Well Project)

-2-


December 12, 2011
CI-9778

To avoid paying future annual fees, please submit written request for termination of your enrollment under the general permit in a separate letter, when your project has been completed and the permit is no longer needed.

We are sending a copy of Order No. R4-2003-0108 only to the applicant. For those on the mailing list, please refer to the Board Order sent to you previously. A copy of the Order will be furnished to anyone who requests it, or it can be obtained at our website address at http://www.waterboards.ca.gov/losangeles/board_decisions/adopted_orders/

If you have any questions, please contact Vilma Correa at (213) 576-6794.

Sincerely,


Samuel Unger, P.E.
Executive Officer


Enclosures:

General NPDES No. CAG994005, Order No. R4-2003-0108
Fact Sheet
Monitoring and Reporting Program No. CI-9778

cc: Environmental Protection Agency, Region 9, Permit Section (WTR-5)
State Water Resources Control Board, NPDES_Wastewater@waterboard.ca.gov
U.S. Army Corps of Engineers
U.S. Fish and Wildlife Services, Division of Ecological Services
NOAA, National Marine Fisheries Service
California Coastal Commission
California Department of Fish and Game, Marine Resources, Region 5
Leah Walker, California Department of Public Health,
Division of Drinking Water and Environmental Management
Los Angeles County, Department of Public Works, Environmental Program Division
Los Angeles County, Department of Public Works, Flood Control Division
Los Angeles County, Department of Health Services
Jae Kim, Tetrattech
Michael Slaby, PureEffect

/vbc

California Environmental Protection Agency



Our mission is to preserve and enhance the quality of California's water resources for the benefit of present and future generations.

STATE OF CALIFORNIA
CALIFORNIA REGIONAL WATER QUALITY CONTROL BOARD
LOS ANGELES REGION
320 West 4th Street, Suite 200, Los Angeles, California 90013

**CITY OF MALIBU
(MALIBU ROAD GROUNDWATER WELL PROJECT)**

**(ORDER NO. R4-2003-0108, SERIES NO. 120)
NPDES NO. CAG994005**

CI-9778

FACILITY LOCATION

23762 Malibu Road
Malibu, CA 90265

FACILITY MAILING ADDRESS

23825 Stuart Ranch Road
Malibu, CA 90265

PROJECT DESCRIPTION

City of Malibu (Discharger) proposes to discharge groundwater associated with the drilling of a water supply well at this site to determine groundwater level draw down for future development. The water well will be pumped at a flow rate of 144,000 gallons per day for three to five days and may be pumped more for additional groundwater draw down determination. The pumped groundwater will be filtered through an engineered filtration system prior to discharge to the storm drain.

VOLUME AND DESCRIPTION OF DISCHARGE

Up to 144,000 gallons per day (gpd) of groundwater will be discharged into the storm drain located along Malibu Road Discharge Point M-001 (Latitude: 34° 02' 61", Longitude: 118° 41' 56"). Discharge from the storm drain flows into Malibu Creek, thence to Santa Monica Bay, a water of the United States. The site location map is shown in Figure 1.

APPLICABLE EFFLUENT LIMITATIONS

Based on the information provided in the NPDES Application Supplemental Requirements, the following constituents listed in the table below have been determined to show reasonable potential to exist in your discharge. Therefore, the effluent limits for toxic compounds in Section E.1. and E.2. are applicable to your discharge. The discharge flows into Malibu Creek, thence to Santa Monica Bay. The effluent limitations in Attachment B.5.a. of Order No. R4-2003-0108 are applicable to your discharge.

December 12, 2011

This Table lists the specific constituents and effluent limitations applicable to the discharge.

Constituents	Units	Discharge Limitations	
		Daily Maximum	Monthly Average
Total Suspended Solids	mg/L	150	50
Turbidity	NTU	150	50
BOD ₅ 20°C	mg/L	30	20
Settleable Solids	ml/L	0.3	0.1
Residual Chlorine	mg/L	0.1	---
Total Dissolved Solids	mg/L	2000	
Sulfate	mg/L	500	
Chloride	mg/L	500	
Boron	mg/L	2.0	
Nitrogen ¹	mg/L	10	
Copper (Cu)	µg/L	1000	
Lead (Pb)	µg/L	50	
Total Chromium	µg/L	50	
1,1 Dichloroethane	µg/L	5	
1,1 Dichloroethylene	µg/L	6	
1,1,1 Trichloroethane	µg/L	200	
1,1,2 Trichloroethane	µg/L	5	
1,1,2,2 Tetrachloroethane	µg/L	1	
1,2 Dichloroethane	µg/L	0.5	
1,2-Trans Dichloroethylene	µg/L	10	
Tetrachloroethylene	µg/L	5	
Trichloroethylene	µg/L	5	
Carbon Tetrachloride	µg/L	0.5	
Vinyl Chloride	µg/L	0.5	
Total Trihalomethanes	µg/L	80	
Benzene	µg/L	1	
Methyl tertiary butyl ether (MTBE)	µg/L	5	

FREQUENCY OF DISCHARGE:

The discharge of groundwater will be intermittent.

¹ Nitrate-nitrogen plus nitrite nitrogen.

REUSE OF WATER:

Water reuse alternatives and its applicability were evaluated. A small volume of the groundwater will be used for dust control and soil compaction within the project area. The majority of the groundwater will be discharged into the Malibu Creek in compliance with the requirements of the attached Order.

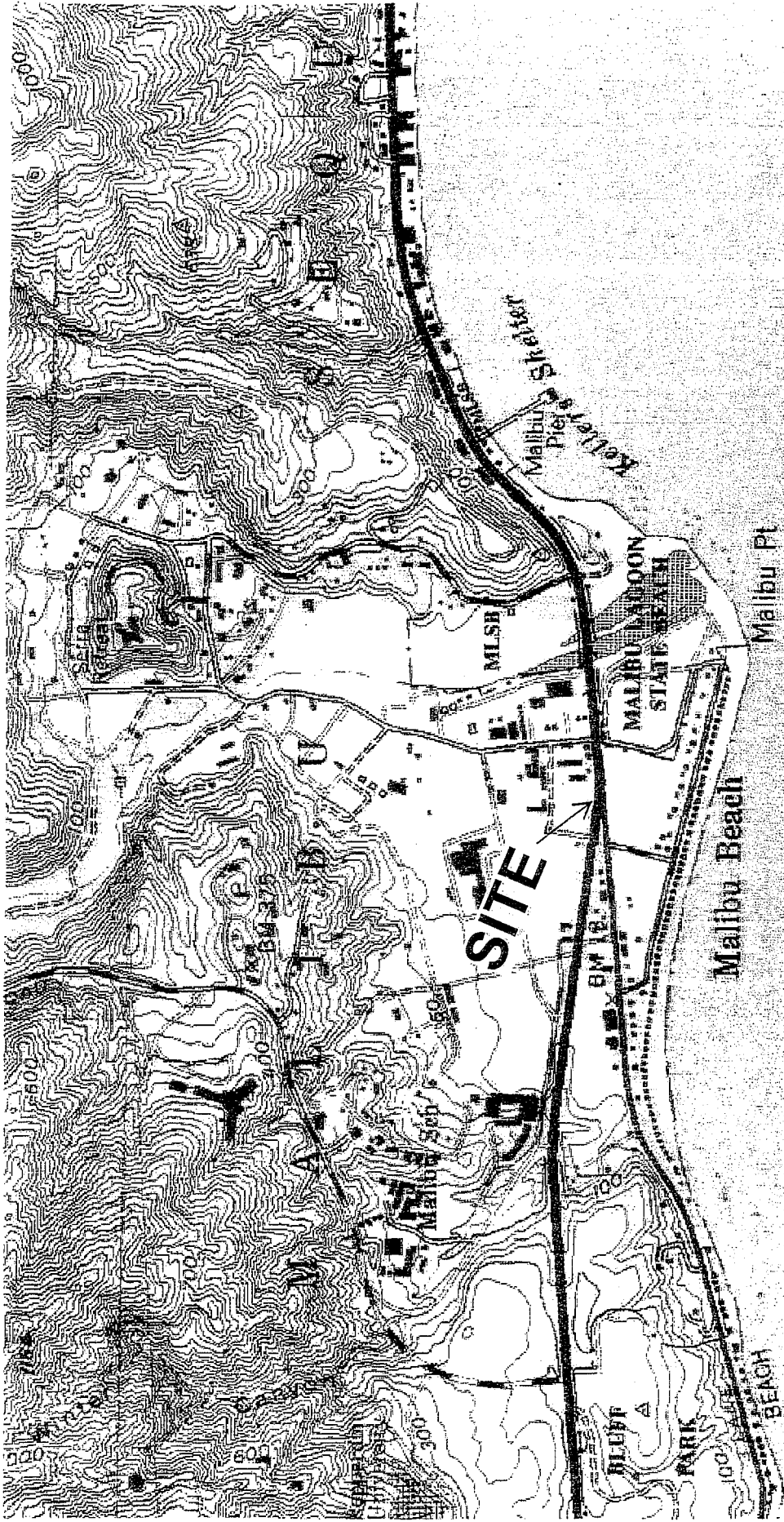


FIGURE 1

CITY OF MALIBU
(MALIBU ROAD GROUNDWATER WELL PROJECT)

CI-9778

STATE OF CALIFORNIA
CALIFORNIA REGIONAL WATER QUALITY CONTROL BOARD
LOS ANGELES REGION

MONITORING AND REPORTING PROGRAM NO. CI-9778

**CITY OF MALIBU
(MALIBU ROAD GROUNDWATER WELL PROJECT)**

**(ORDER NO. R4-2003-0108, SERIES NO. 120)
(NPDES NO. CAG994005)**

I. REPORTING REQUIREMENTS

- A. The discharger shall implement this monitoring program on the effective date of this permit. The discharger shall submit monitoring reports to the Regional Board by the dates in the following schedule:

<u>Reporting Period</u>	<u>Report Due</u>
January - March	May 15
April - June	August 15
July - September	November 15
October - December	February 15

- B. The first monitoring report under this Program is due by February 15, 2012. If there is no discharge during any reporting period, the report shall so state.
- C. All monitoring reports shall include the discharge limitations in the Order, tabulated analytical data, the chain of custody form, and the laboratory report (including but not limited to date and time of sampling, date of analyses, method of analysis and detection limits).
- D. Each monitoring report shall contain a separate section titled "Summary of Non-compliance" which discusses the compliance record and corrective action taken or planned that may be needed to bring the discharge into full compliance with waste discharge requirements. This section shall clearly list all non-compliance with waste discharge requirements, as well as all excursions of effluent limitations.
- E. Before commencing a new discharge, a representative sample of the effluent shall be collected and analyzed for all the constituents listed in the Fact Sheet and the test results must meet all applicable limitations of Order No. R4-2003-0108.

December 12, 2011

II. SAMPLE COLLECTION REQUIREMENTS (AS APPROPRIATE)

- A. Daily samples shall be collected each day.
- B. Weekly samples shall be collected on a representative day of each week.
- C. Monthly samples shall be collected on a representative day of each month.
- D. Quarterly samples shall be collected in February, May, August, and November.
- E. Semi-annual samples shall be collected in May and November.
- F. Annual samples shall be collected in November.

III. EFFLUENT MONITORING REQUIREMENTS

- A. Sampling station(s) shall be established at the discharge point and shall be located where representative samples of the effluent can be obtained. Provisions shall be made to enable visual inspections before discharge. In the event of presence of oil sheen, debris, and/or other objectionable materials or odors, discharge shall not commence until compliance with the requirements is demonstrated. All visual observations shall be included in the monitoring report.
- B. If monitoring results indicate an exceedance of a limit contained in Order R4-2003-0108, the discharge shall be terminated and shall only be resumed after remedial measures have been implemented and full compliance with the requirements has been ascertained.
- C. In addition, as applicable, following an effluent limit exceedance, the discharger shall implement the following accelerated monitoring program:
 - 1. Monthly monitoring shall be increased to weekly monitoring,
 - 2. Quarterly monitoring shall be increased to monthly monitoring,
 - 3. Semi-annually monitoring shall be increased to quarterly, and
 - 4. Annual monitoring shall be increased to semi-annually.

If three consecutive accelerated monitoring events demonstrate full compliance with effluent limits, the discharger may return to the regular monitoring frequency, with the approval of the Executive Officer of the Regional Board.

- D. The following shall constitute the discharge monitoring program:

Constituent	Units	Type of Sample	Minimum Frequency of Analysis
Flow	gal/day	totalizer	continuously*
pH	pH units	grab	once per discharge event ¹

* Record the montly total flow and report the calculated daily average flow and monthly flow in the quarterly and annual reports, as appropriate.

Constituent	Units	Type of Sample	Minimum Frequency of Analysis
Temperature	°F	grab	once per discharge event ¹
Total Suspended Solids	mg/L	grab	once per discharge event ¹
Turbidity	NTU	grab	once per discharge event ¹
BOD ₅ 20°C	mg/L	grab	once per discharge event ¹
Oil and Grease	mg/L	grab	once per discharge event ¹
Settleable Solids	ml/L	grab	once per discharge event ¹
Residual Chlorine	mg/L	grab	once per discharge event ¹
Total Dissolved Solids	mg/L	grab	once per discharge event ¹
Sulfate	mg/L	grab	once per discharge event ¹
Chloride	mg/L	grab	once per discharge event ¹
Boron	mg/L	grab	once per discharge event ¹
Nitrogen ²	mg/L	grab	once per discharge event ¹
Copper (Cu)	µg/L	grab	once per discharge event ¹
Lead (Pb)	µg/L	grab	once per discharge event ¹
Total Chromium	µg/L	grab	once per discharge event ¹
1,1 Dichloroethane	µg/L	grab	once per discharge event ¹
1,1 Dichloroethylene	µg/L	grab	once per discharge event ¹
1,1,1 Trichloroethane	µg/L	grab	once per discharge event ¹
1,1,2 Trichloroethane	µg/L	grab	once per discharge event ¹
1,1,2,2 Tetrachloroethane	µg/L	grab	once per discharge event ¹
1,2 Dichloroethane	µg/L	grab	once per discharge event ¹
1,2-Trans Dichloroethylene	µg/L	grab	once per discharge event ¹
Tetrachloroethylene	µg/L	grab	once per discharge event ¹
Trichloroethylene	µg/L	grab	once per discharge event ¹
Carbon Tetrachloride	µg/L	grab	once per discharge event ¹
Vinyl Chloride	µg/L	grab	once per discharge event ¹
Total Trihalomethanes	µg/L	grab	once per discharge event ¹
Benzene	µg/L	grab	once per discharge event ¹
Methyl tertiary butyl ether (MTBE)	µg/L	grab	once per discharge event ¹
Acute Toxicity	% survival	grab	annually

IV. EFFLUENT TOXICITY TESTING

- A. The discharger shall conduct acute toxicity testing tests on 100% of the effluent grab samples by methods specified in 40 CFR Part 136 which cites USEPA's *Methods for Measuring the Acute Toxicity of Effluents and Receiving Water to Freshwater and Marine Organisms*, October 2002, (EPA/821-R-02-012) or a more recent edition. Submission of bioassay

¹ If discharge is continuous for more than one month, the minimum frequency of analysis becomes monthly.

² Nitrate-nitrogen plus nitrite-nitrogen

results should include the information noted on pages 109-113 of the EPA/821-R-02-012 document.

- B. The fathead minnow, *Pimephales promelas*, shall be used as the test species for fresh water discharges and the topsmelt, *Atherinops affinis*, shall be used as the test species for brackish discharges. The method for topsmelt is found in USEPA's *Short-term Methods for Estimating the Chronic Toxicity of Effluents and Receiving Waters to Marine and Estuarine Organisms*, Third Edition, October 2002, (EPA/821-R-02-014).
- C. If the results of the toxicity test yields a survival of less than 90%, then the frequency of analyses shall increase to monthly until at least three test results have been obtained and full compliance with effluent limitations has been demonstrated, after which the frequency of analyses shall revert to annually. Results of toxicity tests shall be included in the first monitoring report following sampling.

V. GENERAL PROVISIONS FOR REPORTING

- A. The discharger shall inform this Regional Board 24 hours before the start of the discharge.
- B. All chemical, bacteriological, and toxicity analyses shall be conducted at a laboratory certified for such analyses by the California Department of Health Services Environmental Laboratory Accreditation Program (ELAP) or approved by the Executive Officer. A copy of the laboratory certification shall be provided with the first monitoring report and each time a new certification and/or renewal is obtained from ELAP.
- C. Samples must be analyzed within allowable holding time limits as specified in 40 CFR Part 136.3. Proper chain of custody procedures must be followed and a copy shall be submitted with the report.
- D. As required in part H.4. of Order No. R4-2003-0108, the monitoring report shall specify the USEPA analytical method used, the Method Detection Limit and the Minimum Level for each pollutant.

VI. COMPLIANCE DETERMINATION (AS APPLICABLE)

- A. Compliance with single constituent effluent limitation – If the concentration of the pollutant in the monitoring sample is greater than the effluent limitation and greater than or equal to the reported Minimum Level (see Monitoring and Reporting Requirements Section H.4. of Order R4-2003-0108), then the Discharger is out of compliance.

B. Compliance with monthly average limitations - In determining compliance with monthly average limitations, the following provisions shall apply to all constituents:

- a. If the analytical result of a single sample, monitored monthly, quarterly, semiannually, or annually, does not exceed the monthly average limit for that constituent, the Discharger has demonstrated compliance with the monthly average limit for that month.
- b. If the analytical result of a single sample, monitored monthly, quarterly, semiannually, or annually, exceeds the monthly average limit for any constituent, the Discharger shall collect four additional samples at approximately equal intervals during the month. All five analytical results shall be reported in the monitoring report for that month, or 45 days after results for the additional samples were received, whichever is later.

When all sample results are greater than or equal to the reported Minimum Level (see Monitoring and Reporting Requirements Section H.4. of Order R4-2003-0108), the numerical average of the analytical results of these five samples will be used for compliance determination.

When one or more sample results are reported as "Not-Detected (ND)" or "Detected, but Not Quantified (DNQ)" (see Monitoring and Reporting Requirements Section H.4. of Order R4-2003-0108), the median value of these four samples shall be used for compliance determination. If one or both of the middle values is ND or DNQ, the median shall be the lower of the two middle values.

- c. In the event of noncompliance with a monthly average effluent limitation, the sampling frequency for that constituent shall be increased to weekly and shall continue at this level until compliance with the monthly average effluent limitation has been demonstrated.
 - d. If only one sample was obtained for the month or more than a monthly period and the result exceeded the monthly average, then the Discharger is in violation of the monthly average limit.
- C. Compliance with effluent limitations expressed as a sum of several constituents – If the sum of the individual pollutant concentrations is greater than the effluent limitation, then the Discharger is out of compliance. In calculating the sum of the concentrations of a group of pollutants, consider constituents reported as ND or DNQ to have concentrations equal to zero, provided that the applicable ML is used.

- D. Compliance with effluent limitations expressed as a median – in determining compliance with a median limitation, the analytical results in a set of data will be arranged in order of magnitude (either increasing or decreasing order); and
- a. If the number of measurements (n) is odd, then the median will be calculated as $= X_{(n+1)/2}$, or
 - b. If the number of measurements (n) is even, then the median will be calculated as $= [X_{n/2} + X_{(n/2)+1}]/2$, i.e. the midpoint between the $n/2$ and $n/2+1$ data points.
- E. In calculating mass emission rates from the monthly average concentrations, use one half of the method detection limit for "Not Detected" (ND) and the estimated concentration for "Detected, but Not Quantified" (DNQ) for the calculation of the monthly average concentration. To be consistent with section VI.C., if all pollutants belonging to the same group are reported as ND or DNQ, the sum of the individual pollutant concentrations should be considered as zero for the calculation of the monthly average concentration.

VII. NOTIFICATION

- A. The discharger shall notify the Executive Officer in writing prior to discharge of any chemical which may be toxic to aquatic life. Such notification shall include:
1. Name and general composition of the chemical,
 2. Frequency of use,
 3. Quantities to be used,
 4. Proposed discharge concentrations and,
 5. EPA registration number, if applicable.
- No discharge of such chemical shall be made prior to obtaining the Executive Officer's approval.
- B. The discharger shall notify the Regional Board via telephone and/or fax within 24 hours of noticing an exceedance above the effluent limits in Order No. R4-2003-0108. The discharger shall provide to the Regional Board within 14 days of observing the exceedance a detailed statement of the actions undertaken or proposed that will bring the discharge into full compliance with the requirements and submit a timetable for correction.

VIII. MONITORING FREQUENCIES

Monitoring frequencies may be adjusted by the Executive Officer to a less frequent basis if the discharger makes a request and the request is justified by statistical trends of monitoring data submitted. However, monitoring frequency may also increase based on site-specific conditions.

Ordered by: Samuel Unger
Samuel Unger, P.E.
Executive Officer

Date: December 12, 2011

/vbc