



EDMUND G. BROWN JR.  
GOVERNOR



MATTHEW RODRIGUEZ  
SECRETARY FOR  
ENVIRONMENTAL PROTECTION

## California Regional Water Quality Control Board, San Diego Region

April 9, 2013

**Certified Mail – Return Receipt Requested**

Article Number: 7011 0470 0002 8961 7975

Mr. Richard Martinez  
Martinez Farms, Inc.  
2440 Cactus Road  
San Diego, California 92154-8007

**In reply refer to: 792205:Melbourn**

### **Notice of Violation No. R9-2013-0060, Discharge of Waste Without Waste Discharge Requirements or Waiver; Water Code Section 13267 Request for Information**

Mr. Martinez:

This notice provides important information regarding discharges of wastewater and storm water from your agricultural operations.

As part of our efforts to protect water quality, the California Regional Water Quality Control Board, San Diego Region (San Diego Water Board) adopted Conditional Waiver No. 4 for Discharges from Agricultural and Nursery Operations (Conditional Waiver No. 4) on October 10, 2007 (Resolution No. R9-2007-0104), pursuant to Water Code section 13269. Conditional Waiver No. 4 requires all agricultural and nursery growing operations to submit a Notice of Intent (NOI) to enroll under Conditional Waiver No. 4, participate in either an individual or group monitoring program, and implement necessary Best Management Practices (BMPs) to minimize or eliminate the discharge of pollutants. The deadline for enrollment was January 1, 2011. The deadline for submitting monitoring and reporting plans was January 1, 2012. For more information about Conditional Waiver No. 4, please visit the San Diego Water Board's website at: [http://www.waterboards.ca.gov/rwqcb9/board\\_decisions/waivers/index.shtml](http://www.waterboards.ca.gov/rwqcb9/board_decisions/waivers/index.shtml). Operators who do not enroll under Conditional Waiver No. 4 must apply for individual waste discharge requirements (WDRs) by submitting a Report of Waste Discharge (ROWD) as required by Water Code section 13260(a)(1).

The San Diego Water Board inspected your facility on January 23, 2013. The inspector observed and documented the following:

1. Discharges of storm water runoff;
2. Application of amendments or mulches to soil;
3. Discharges of agricultural or nursery irrigation return water; and
4. Implementation of Best Management Practices (including staff training).

TOMÁS MORALES, CHAIR | DAVID GIBSON, EXECUTIVE OFFICER

9174 Sky Park Court, Suite 100, San Diego, CA 92123-4353 | (858) 467-2952 | [www.waterboards.ca.gov/sandiego](http://www.waterboards.ca.gov/sandiego)



Furthermore, your facility representative indicated that the facility was not enrolled in a monitoring group and had not filed an individual NOI with the San Diego Water Board, so the operation is not currently covered by Conditional Waiver No. 4 or WDRs. Pursuant to Water Code section 13260, you are required to submit either an NOI to comply with Conditional Waiver No. 4 or a ROWD for individual WDRs for your irrigated agricultural lands. Our records confirm that you have not submitted an NOI to comply with Conditional Waiver No. 4, nor have you submitted a ROWD for individual WDRs. You are therefore in violation of Water Code section 13260(a)(1) and subject to further enforcement.

**You are hereby directed to immediately submit a Notice of Intent to comply with Conditional Waiver No. 4, or a Report of Waste Discharge for individual Waste Discharge Requirements.**

Water Code section 13261 provides that a person who fails to furnish a report required under Water Code section 13260 when so requested by the San Diego Water Board may be liable in an amount up to one thousand dollars (\$1,000) for each day in which the violation occurs. In addition, Water Code section 13350 states that any person who violates a waiver condition shall be liable civilly, and penalties may be imposed by the San Diego Water Board either on a daily or on a per gallon basis, with a potential liability of five thousand (\$5,000) for each day the violation occurs. These civil liabilities may be assessed by the San Diego Water Board for failure to comply, beginning with the date that the violations first occurred, and without further warning.

**In addition, pursuant to Water Code section 13267(b)(1), please provide a written response by April 22, 2013, that contains the following:** a detailed description of your operations (i.e., type of plants grown, approximate number and manner of propagation, names and amounts of pesticides applied, and names and amounts of fertilizer applied) and date of operation; a description of water quality training and dates that you and your staff have attended over the last three years; a facility map showing the location of BMPs; any correspondence, inspections or documents you have received concerning water quality and agricultural activities; and any water quality sampling results over the last three years. There is no need to duplicate the information provided and included in the attached inspection report. The required written response shall be signed and certified by an official of Martinez Farms, Inc. with the following certification statement.

"I certify under penalty of law that this document and all attachments were prepared under my direction or supervision in accordance with a system designed to assure that qualified personnel properly gather and evaluate the information submitted. Based on my inquiry of the person or persons who manage the system, or those persons directly responsible for gathering the information, the information submitted is, to the best of my knowledge and belief, true, accurate, and complete. I am aware that there are significant penalties for submitting false information, including the possibility of fine and imprisonment for knowing violations."

The written response shall be submitted to the following address:

Frank Melbourn  
California Regional Water Quality Control Board  
San Diego Region  
9174 Sky Park Court, Suite 100  
San Diego, CA 92123-4340

The San Diego Water Board needs the requested information to assess the potential for water quality impacts by contaminated storm water from your facility. Based on the nature and possible consequences of any discharge(s), the burden, including the cost of submitting this information bears a reasonable relationship to the need for the information and the benefits to be obtained. Water Code section 13268 provides that any person failing to provide information requested by the San Diego Water Board pursuant to section 13267 may be subject to administrative civil liability of up to one thousand dollars (\$1,000) for each day in which the violation occurs.

The San Diego Water Board reserves the right to take any enforcement action authorized by law. This includes penalties for discharging without submitting an NOI or obtaining permit coverage in addition to failure to provide requested information. In making the determination of whether and how to proceed with further enforcement action, the San Diego Water Board will consider the severity and effect of the violation; the level of cooperation; the time it takes to correct the identified violations; and the sufficiency of the corrections.

In the subject line of any response, please include the reference number and name. For questions or comments, please contact Frank Melbourn by telephone at (858) 467-2973, or by email at [fmelbourn@waterboards.ca.gov](mailto:fmelbourn@waterboards.ca.gov).

Respectfully,




JEREMY C. HAAS  
Environmental Program Manager  
Water Quality Restoration and Standards Branch

JCH:cmc:ftm

Enclosure: January 24, 2013, Inspection Report

cc: Eric Larson, San Diego Farm Bureau, [eric@sdfarmbureau.org](mailto:eric@sdfarmbureau.org)  
Roger Mitchell, San Diego Water Board, [rmitchell@waterboards.ca.gov](mailto:rmitchell@waterboards.ca.gov)  
James Smith, San Diego Water Board, [jsmith@waterboards.ca.gov](mailto:jsmith@waterboards.ca.gov)

Tech Staff Info & Use	
Party (GT/CIWQS) ID	539184
Reg. Measure ID	389625
Place ID	792205 / 766892
Person ID	538972
Inspection ID	11610670



California Regional Water Quality Control Board, San Diego Region

DRAFT
Inspection Checklist for Compliance with Conditional Waiver of Waste Discharge Requirements for Discharges at Agricultural and Nursery Operations

Staff Contact: Roger Mitchell • rmitchell@waterboards.ca.gov • (858)467-2724

1. Agricultural/Nursery Operation Information

Name: MARTINEZ FARMS INC
Address: 2440 CACTUS RD
City: SAN DIEGO County: CA Zip Code: 92154
Contact Person: RUBEN JIMENEZ Telephone No.: (619) 666-5272

2. Facility Owner:

Name: RICHARD MARTINEZ
Address: 2440 CACTUS RD
City: SAN DIEGO County: CA Zip Code: 92154
Contact Person: RICHARD MARTINEZ Telephone No.: (619) 661-6571

3. Facility Operator (If different than the owner):

Name:
Address: N/A
City: County: Zip Code:
Contact Person: Telephone No.: ( )

4. Monitoring Group Affiliation (Section 4.1.B.7)

Boyer Ranch Monitoring Group
Hines Nursery Monitoring Group
San Diego Region Irrigated Lands Group
San Mateo Irrigated Land Group
Upper Santa Margarita Irrigated Lands Group
Individual Monitoring No monitoring, uses city water.



H

DRAFT Ag Waiver: Inspection Checklist

5. Management Measures (MMs)/Best Management Practices (BMPs) (Section 4.1.A.2)

Are MMs and/or BMPs being implemented to effectively minimize or eliminate the discharge of pollutants to surface water/ground water *see below note*.  Yes  No

Briefly describe the MMs/BMPs being implemented: *All fertilizer + peat moss are stored in covered area. A fiber roll is seen surrounding a pile of bark and another fiber roll is surrounded a dumpster. No erosion is seen. slopes are vegetated and irrigated.*

6. Education Requirements (Section 4.1.B.1)

Can the operator provide proof of attending at least 2-hours of water quality management related training?  Yes  No<sup>1</sup>

Briefly described the training attended:

Can the operator provide proof (i.e., newsletters, NRCS conservation plan, UCCE self-assessment) of regular contact with the local Farm Bureau, UCCE, NRCS, and/or regional RCDs to discuss latest MMs/BMPs and other water quality issues?  Yes  No<sup>1</sup>

7. Record Requirements (Section 4.1.B.5)

Are water quality management records being maintained		
Site map with location of MMs/BMPs, nearby surface waters and/or water wells.	<input type="checkbox"/> Y	<input checked="" type="checkbox"/> N
List of hazardous materials kept onsite.	<input checked="" type="checkbox"/> Y	<input type="checkbox"/> N
Location/amount of waste material generated and composted/resued on site or disposed of offsite.	<input checked="" type="checkbox"/> Y	<input type="checkbox"/> N
Pesticide use report.	<input checked="" type="checkbox"/> Y	<input type="checkbox"/> N
Fertilizer, soil amendment, and mulch use records.	<input checked="" type="checkbox"/> Y	<input type="checkbox"/> N
Irrigation management records.	<input checked="" type="checkbox"/> Y	<input type="checkbox"/> N
Equipment maintenance records. <i>(Contract out)</i>	<input type="checkbox"/> Y	<input checked="" type="checkbox"/> N
List of MM/BMPs. <i>Inspceted by city of SD contractor</i>	<input checked="" type="checkbox"/> Y	<input type="checkbox"/> N
Owner, operator, and employee education/training records.	<input checked="" type="checkbox"/> Y	<input type="checkbox"/> N
Inspection Reports. <i>by city of SD (2/years)</i>	<input checked="" type="checkbox"/> Y	<input type="checkbox"/> N
Annual self assessment.	<input checked="" type="checkbox"/> Y	<input type="checkbox"/> N
Copies of permits, licenses, and certifications required to operate.	<input checked="" type="checkbox"/> Y	<input type="checkbox"/> N
Water quality monitoring data (if any). <i>use city water.</i>	<input type="checkbox"/> Y	<input checked="" type="checkbox"/> N

Date and Time of Inspection: *1/23/13 at 9:00AM*

Inspector: *Dan Quach*

<sup>1</sup> Agricultural and nursery operators who do not have proof available during inspection must submit proof to the San Diego Water Quality Control Board within 45-days from the date of inspection



**Subject:** Martinez Farms  
**From:** Kline Swonger (kswonger@dmxinc.com)  
**To:** rubenjimenez78@yahoo.com;  
**Cc:** akubischta@dmxinc.com;  
**Date:** Wednesday, December 5, 2012 9:52 AM

Hi Ruben,

Thank you for your response. I have received sufficient documentation that all major areas of concern have been corrected at your business for both the 7150 Siempre Viva Road and 2440 Cactus Road sites. I have updated your file with this information, and you will receive an updated report in the mail that lists the original corrective actions and the resolution status of each. Any corrective actions that remain unresolved have been identified as lower priority and should be addressed through routine maintenance and BMP implementation at your facility. Your follow-up priority has been lowered, and your site will be re-evaluated at your next routine inspection. No further compliance documentation is required to be sent in for this case. Thank you for your efforts to achieve storm water compliance. If you have any further questions, please do not hesitate to contact me.

Thanks,

Kline Swonger | D-MAN Engineering, Inc.

7220 Trade Street | Suite 119 | San Diego, California 92121

Phone: 858.586.6600 ext 18 | Fax: 858.586.6644 | Email: kswonger@dmxinc.com

## Storm Water Hazardous Material Inventory

Hazardous Substance	Approx. Amount Kept On Site	Location of Material	Age of Container	Physical State (solid, liquid, gas)	Container Sealed? (Y/N)	MSDS On Site? (Y/N)
Peters Professional 20-20-20	500LBS	Martinez Farms NORTH WEST	New bags	SOLID	Y	Y
Peters Cal-Mag	500LBS	" NORTH WEST	NEW BAGS	SOLID	Y	Y
Peters 15-15-15	500LBS	" NORTHWEST	NEW BAGS	SOLID	Y	Y

### Helpful Contacts

Call 9-1-1 in an emergency

San Diego Department of Environmental Health Spill Reporting Information: [http://www.sdcounty.ca.gov/deh/hazmat/spill\\_release.html](http://www.sdcounty.ca.gov/deh/hazmat/spill_release.html)

San Diego Fire Department (non-emergency): (619) 543-4900

**Note:**

The above is a very brief hazardous materials inventory intended for general use. There are other environmental agencies and regulations that may require a more detailed hazardous material inventory depending on the materials stored on site and the type of business. This document likely is not detailed enough to meet hazardous material requirements. This document is not intended to be a substitute for any other requirements but when completed meets the City's storm water requirement of a hazardous material inventory.

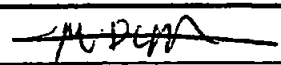
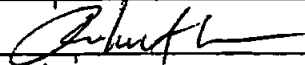





### Storm Water Training Log

Business Name MARTINEZ FARMIS  
 Address 2440 CACTUS RD SAN DIEGO CA 92154

Date	Training Topics	Number of Employees Trained
5-18-2011	USE DRIP PANS TO COLLECT LEAKS/SPILLS	5
11-22-2011	PROPER MANAGE PESTICIDE/FERTILIZER	5
12-8-2011	PROTECT TRASH AREAS FROM CONTACT WITH STORM WATER	5
2012		
11-30-12	PROTECT STORM DRAIN AREAS (BMPs) FOR BUSINESS	8
12-3-12	DISCHARGE PROHIBITIONS & SPECIAL PROTECTIONS	8

Sign-in sheet is required for each training. An example training sign-in sheet is provided below.

Name	Position	Signature
MIGUEL PLATAZOLA	SUPERVISOR	
Ruben Jimenez	SUPERVISOR	
JUAN CARLOS SCHMIDT	SUPERVISOR	
Pedro Martinez	CEO	
Raul Gonzalez	MECHANIC	RAUL GONZALEZ
Kenny Aoki	SUPERVISOR	
MARIA LONA	SUPERVISOR	MARIA LONA
MANUEL SALINAS	GROWER	manuel Salinas
ERNESTO ALVARADO	GROWER ASSIT.	Ernesto Alvarado

**City of San Diego - Storm Water Best Management Practices (BMPs) for Businesses**

**Proper Cleaning Techniques:**

*Regularly sweep paved (concrete) areas.*

*When washing with water, mop rather than spray and dispose of dirty water to the sewer system. Avoid hosing down soiled areas or using high-pressure washers. If power washing is necessary, collect or direct the wash water to landscaped areas for infiltration or to the sewer system.*

**Proper Washing Techniques:**

*Wash kitchen floor mats and entry/exit door mats in a mop sink so that wash water is captured and directed to the sewer system, or use an industrial dishwashing machine. If washing mats outside, use a trigger nozzle and do so in a landscaped area only.*

**Proper Trash Containment:**

*Place garbage in proper dumpsters and bins. Keep trash bins closed/covered to prevent trash from blowing offsite. Sweep trash areas and check for leaks twice a week. Keep liquids out of dumpsters. Dispose of non-toxic liquids in the sewer system. Always separate trash and recycle using proper bins.*

**Proper Hazardous Material Use & Disposal:**

*Store hazardous materials in sealed areas (such as containers or closed storage) to prevent leaks or spills. Dispose using authorized collection services. Identify the proper way to dispose of hazardous waste by calling the County Department of Environmental Health at 619-338-2231. Hazardous waste includes unused paint, solvents, oils, furniture polish and pesticides.*

***When it rains or when excess water runs off landscaping and pavement onto our streets, it can flow into one of the City's storm drains. Many people believe these storm drains are part of the City's sewer system and anything that enters them is eventually treated. However, the storm drain system is NOT connected to the sewer system. Everything that washes into storm drains travels untreated to our creeks, rivers, bays, and ocean, polluting our beaches and harming fish and wildlife. You can help reduce pollution and improve water quality by using the following Best Management Practices (BMPs) as part of your business' daily clean up and maintenance routine.***

# Storm Water Spill Prevention Plan

Business Name MARTINEZ FARMS  
 Business Address 2440 CACTUS RD SANDIEGO CA 92154  
 Business Telephone (619) 661-6571, 72, 73, 74  
 Emergency/Off Hours Contact Person RUBEN JIMENEZ Telephone (619) 666-5272

## Spill Clean Up Plan

- Post this spill clean up plan
- Use response materials (rags, absorbent, etc.) to soak up liquid substances
- Clean up any used absorbent materials and dispose of properly
- If substance is hazardous waste, follow proper hazardous disposal procedures
- Designate employee(s) to monitor spill clean-up: \_\_\_\_\_
- Do not hose down outside spills
- If rinsing area is necessary, collect the rinse water with mop, wet-vacuum, or similar and dispose of it in a sanitary sewer drain (i.e. sink)
- Train employees to adequately respond to spills and leaks
- Maintain caution and common sense in responding to spills to prevent personal injury

## Spill Response Kit Materials and Locations

Potential Spill	Spill Response Kit Material	Spill Response Kit Location
<i>Example: Fluid leaks from trucks</i>	<i>40 gallons absorbent, oil absorbing socks</i>	<i>Loading Dock</i>
<i>Example: Cleaning products</i>	<i>Bag of kitty litter (absorbent), paper towels</i>	<i>Inside Roll-Up Door</i>
<u>MOTOR OIL</u>	<u>KITTY LITTER</u>	<u>MECHANIC SHOP</u>
	<u>AND PAPER TOWELS</u>	

Record any additional spill plan information here:

---



---



---

## Important Contacts

Storm Water Hotline (619) 235-1000 Hazardous Materials Hotline (877) 713-2784

Other:

In the event of an emergency, call 9-1-1

### Note:

The above is a very brief spill plan intended for general use. There are other environmental agencies and regulations that may require a more detailed spill plan depending on the materials stored on site and the type of business. This document likely is not detailed enough to meet hazardous material requirements. This document is not intended to be a substitute for any other requirements but when completed meets the City's storm water requirement of a written spill plan.

Business Name

MARTINEZ  
FARMS

## Storm Water Minimum Best Management (BMP) Plan

Business Address

2940 CACTUS RD

Date Completed

12/1/12

No.	BMP Title	Description and Examples	Justification for BMP	Site Specific Implementation Notes
✓ 1	Provide secondary containment to catch spills if storing hazardous materials	Use one of a variety of methods (e.g., containers, curbs, vendor products) to provide secondary containment for areas storing hazardous materials in case of leaks or spills	Prevents pollutants from potentially entering the storm drain system by keeping them onsite	
✓ 2	Use drip pans, etc. to collect leaks/spills	Repair vehicle leaks promptly. Use drip pans or other means (e.g. sealable containers) to capture spills or leaks of oil and other fluids from vehicles during maintenance; dispose of captured fluids per BMP #11 where applicable.	Prevents pollutants from potentially entering the storm drain system by keeping them onsite	
✓ 3	Clean floor mats in locations that do not drain directly to storm drain system.	Wash kitchen floor mats and entry/exit door mats such that wash water is captured and directed to sanitary sewer system or wash mats with potable water or biodegradable detergent such that water drains to landscape areas without runoff to storm drain system.	Directs pollutants to sanitary system or landscape areas	
✓ 4	Properly dispose of process or wash water	Collect wash water from processes such as pressure washing in permanent or temporary capture facilities and direct to landscape areas for infiltration or pump to sanitary sewer. (Coordinate with MWW and obtain industrial discharge permit if necessary.)	Directs pollutants to sanitary system and avoids non-storm water discharge	
✓ 5	Immediately clean up spills with dry methods	Use absorbents, sweeping, and other dry cleanup methods to clean up spills and dispose of properly (depending on nature of spill) rather than washing spilled material into the storm drain system. Provide spill kits with dry cleanup materials in readily accessible locations. Train appropriate employees in spill response procedures.	Removes potential pollutants	
✓ 6	Maintain a spill cleanup kit. Have necessary materials and equipment readily available	Use methods, equipment, and materials appropriate for the spill materials. For hazardous materials call Environmental Services Department. Assure that absorbents and dry cleanup materials are located in close proximity to locations where hazardous materials or potential storm water pollutants are stored or used, and instructions are clearly displayed	Removes potential pollutants	
✓ 7	Wash vehicles and equipment in designated area and implement practices to prevent water from entering the storm drain.	Discharge to the storm drain system is prohibited. Prevent pollutants from potentially entering the storm drain system by containment, directing flow to landscaped areas, or vacuuming. Use a control nozzle or similar.	Prevents pollutants from potentially entering the storm drain system by keeping them onsite	
✓ 8	Properly store and dispose of green waste	Do not dump or leave green matter from landscaping maintenance where it could enter the storm drain system. Take to green waste section of landfill or use appropriately on site.	Prevents pollutants from potentially entering the storm drain system	
✓ 9	Keep animals out of creeks	Fence areas adjacent to channels to keep animals out of creeks and surrounding areas. Provide stock ponds or water tanks away from watercourses.	Prevents deposition of pollutants (nitrates, bacteria, etc.) in drainage way	
✓ 10	Prevent discharge of water from fire sprinkler system maintenance activities to the storm drain system, if feasible	<p>Fire sprinkler systems containing corrosion inhibitors, fire suppressants, or antifreeze:</p> <ul style="list-style-type: none"> <li>• Prevent discharge to storm drain system</li> <li>• Collect and dispose of discharge to sanitary sewer system</li> </ul> <p>Fire sprinkler systems without corrosion inhibitors, fire suppressants, or antifreeze:</p> <ul style="list-style-type: none"> <li>• Discharge to the sanitary sewer system, if feasible.</li> <li>• If infeasible, conduct one or a combination of the following on days without a prediction for rain: <ul style="list-style-type: none"> <li>-Direct flows to a paved area for evaporation/wet vacuuming and sweeping, and/or</li> <li>-Infiltrate flows in suitable landscape area without causing erosion or runoff.</li> </ul> </li> <li>-For any portion of the flows that cannot be managed with the above methods, clean trash and debris from the flow path to the storm drain inlet and mechanically filter remaining flow with an appropriate filter fabric or other equivalent media prior to discharge to the storm drain system.</li> </ul> <p>Main water lines into buildings (Potable water):</p> <p>Discharge to the storm drain system, provided that the flow path to the storm drain inlet has been swept of debris, the water is dechlorinated, and the water has a pH between 6 and 9.</p>	Prevents or reduces pollutants from potentially entering the storm drain system by keeping them onsite	

### Storm Water Minimum Best Management (BMP) Plan

No.	BMP Title	Description and Examples	Justification for BMP	Site Specific Implementation Notes
11	Properly store and dispose of hazardous materials	Store hazardous materials (paints, solvents, oils, pesticides) such that they will not come into contact with storm water if leaks or spills occur. Dispose of hazardous materials using authorized hazardous material collection services.	Prevents pollutants from potentially entering the storm drain system	
12	When there is flexibility, schedule during dry weather any outdoor activities that could release pollutants	When there is flexibility, schedule outdoor activities such as vehicle washing and maintenance, handling of hazardous materials, mobile cleaning operations, etc. for non-rainy days. Or, move activities indoors.	Reduces potential for washing pollutants into storm drain system	
13	Label containers and maintain up-to-date inventory to prevent mishandling of hazardous materials	Keep accurate inventory of potentially hazardous materials, especially those stored in outdoor areas. Clearly label containers with contents and any special handling instructions in accordance with current regulations.	Prevents pollutants from potentially entering the storm drain system	
14	Drain and properly dispose of fluids from inoperable vehicles	Drain oil, antifreeze, and other fluids from vehicle stored outside for storage or salvage. Dispose of waste per BMP #11 where applicable.	Prevents pollutants from potentially entering the storm drain system	
15	Provide pollution prevention signage for storm drains, material storage, etc.	Provide concrete stamping or equivalent on all onsite drainage inlets and catch basins with prohibitive language (e.g., "No Dumping - Drains to Ocean"). Provide signage indicating nature of materials stored onsite, particularly hazardous materials, in accordance with current regulations.	Reduces potential for employees to inadvertently introduce pollutants into storm drain system	
16	Properly manage pesticide/fertilizer use	Apply pesticides and fertilizers in strict accordance with manufacturer's guidance. Safely store chemicals in closed/covered areas. Dispose of waste products per BMP #11. When feasible, use integrated pest management principles (plant selection, biological controls, habitat manipulation) to reduce use of chemicals.	Reduces introduction of pollutants to areas that generate runoff	
17	Protect landscaped areas from erosion by maintaining vegetative cover	Plant and maintain healthy ground cover on exposed soils to reduce runoff and erosion of soils that may contain or transport pollutants	Reduces erosion and associated pollutants	
18	Temporarily protect storm drains from non-storm water discharges while conducting activities have the potential to result in a discharge	Use temporary covers, sand bags, or other methods to prevent nonstorm water from entering storm drain system.	Prevents non-storm water and contaminated storm water from entering storm drain system	
19	Eliminate irrigation runoff to the storm drain system	The goal of this BMP is to eliminate irrigation runoff to the storm drain system through proper landscape maintenance and watering practices, though it is recognized that some irrigation runoff may occur due to broken sprinklers, irrigation system failures, etc. Adopt proper watering and site design practices, properly maintain irrigation systems by abating runoff from broken sprinklers and other system components, control overspray, and abide by local watering restrictions.	Reduces potential for non-storm water to enter storm drain system	
20	Regularly sweep parking areas	Sweep regularly as needed	Removes potential pollutants	
21	Protect trash storage areas from contact with storm water	Trash areas should be either: (1) paved with an impervious surface, designed not to allow run-on from adjoining areas, and screened to prevent off-site transport of trash; (2) contain attached lids that exclude rain; and/or (3) covered to minimize direct precipitation. Locate trash areas downstream of drain inlets where applicable. Keep area free of trash.	Reduces contact of rain water with potential pollutants, and reduces runoff of potentially contaminated storm water	
22	Properly dispose of swimming pool, spa, fountain, and filter backwash water	Discharge swimming pool, spa, and fountain water only if the water is dechlorinated, has a pH in 7-8 range, is within ambient temperature, and has no algae or suspended solids. If any of the above standards are not met, dispose of swimming pool, spa, and fountain water either by (1) discharging water to the sanitary sewer system; and/or (2) draining water to landscaped areas. Dispose of filter backwash water only to a landscaped area or the sanitary sewer system.	Prevents contaminated discharge water from entering storm drain system	
23	Clean up regularly with dry methods and non-hazardous cleaning products	Use absorbents, sweeping, and other dry cleanup methods to clean up spills rather than washing spilled material into the storm drain system. Dispose of spilled material properly (e.g., hazardous waste materials per BMP #11). Avoid use of cleaning products containing hazardous substances. Dispose of wash water to landscaped areas or sanitary sewer.	Removes potential pollutants	

### Storm Water Minimum Best Management (BMP) Plan

No.	BMP Title	Description and Examples	Justification for BMP	Site Specific Implementation Notes
✓ 24	Clean trash disposal areas	Keep trash in dumpsters and other receptacles; prevent trash from blowing offsite; sweep trash storage areas frequently; check dumpsters for leaks; never place liquid waste in dumpsters; use dry cleanup methods in trash disposal areas.	Prevents contact of rain water with pollutants	
✓ 25	Train appropriate employees on storm water pollution prevention	Provide initiation training and annual refresher training for employees involved in activities that could result in spills or discharges to the storm drain system. Assure all employees are familiar with SWPPP if one exists for the site. Designate and train key employees in proper installation, operation, and maintenance of any onsite BMPs.	Reduces potential for employees to inadvertently introduce pollutants into storm drain system	
✓ 26	Have written procedures for preventing and responding to spills	Facilities subject to regulations such as SPCC or Hazardous Materials Business Plan regulations already should have developed plans in accordance with guidance provided by State, City, and County emergency management departments. For businesses not subject to emergency response and contingency plans as described above, provide written procedures for preventing and responding to spills. Documents should be appropriate in scale to facility activities and potential discharges. Post procedures in appropriate areas and train appropriate employees in spill response procedures.	Removes potential pollutants	
✓ 27	Develop a written plan for identifying appropriate BMPs and describing proper implementation	Maintain a written plan that identifies all BMPs to be used and provides clear instruction on how to properly implement each BMP. For facilities subject to storm water permitting pursuant to State General Industrial Permit regulations, this requirement is met by the required Storm Water Pollution Prevention Plan. For businesses not subject to the State General Industrial Permit, this written plan need be appropriately scaled to the size of the facility and potential for discharges. Update those plan as site conditions or activities change.	Prepares plan to address site specific conditions and pollutant sources	
✓ 28	Identify and eliminate illegal connections to storm drain	Assure all process water and drainage from loading areas, vehicle maintenance areas, and manufacturing areas is discharged to sanitary sewer system	Prevents pollutants from potentially entering the storm drain system	
Additional BMPs and/or Notes				

Note: This document is not intended to be a substitute for any other requirements but when completed meets the City's storm water requirement of a minimum BMP plan. The BMPs included may not include all BMPs that should be implemented at a particular facility; additional BMPs should be added to this plan as necessary. Applicable BMPs should be implemented by the business and this document should be updated to reflect any changes in site conditions and/or business activities. This document should be kept on-site and made available for review during future storm water compliance inspections.

STATE OF CALIFORNIA  
DEPARTMENT OF FOOD AND AGRICULTURE  
1220 N STREET  
SACRAMENTO, CALIFORNIA 95814  
916.654.0435

LICENSE NUMBER

**A5551.001**

**LICENSE TO SELL NURSERY STOCK**

THIS LICENSE EXPIRES

**Dec. 31, 2013**

MARTINEZ FARMS, INCORPORATED  
2440 CACTUS ROAD  
SAN DIEGO

CA 92154-8007



LICENSE FEE \$150.00

ACREAGE FEE \$400.00

SIGNATURE

**SAN DIEGO COUNTY**

POST THIS LICENSE PROMINENTLY IN PUBLIC VIEW

64-033 (REV. 5-00) THIS LICENSE IS NOT TRANSFERABLE - ANY CHANGE IN OWNERSHIP REQUIRES A NEW LICENSE



Picture No. 1

Run on from Cactus Road seems to occur in a sheet flow fashion. No diversion and erosion were observed

Picture taken by Dat Quach on 1-23-2013 at Martinez Farm in Otay Mesa



Picture No. 2

Irrigation was done by hand.

Picture taken by Dat Quach on 1-23-2013 at Martinez Farm in Otay Mesa





Picture No. 3

Slopes are vegetated and irrigated. No erosion was seen.

Picture taken by Dat Quach on 1-23-2013 at Martinez Farm in Otay Mesa



Picture No. 4

Rain water from the roofs of green house are collected and drained into concrete ditches and discharged to creek off site. No erosion was seen

Picture taken by Dat Quach on 1-23-2013 at Martinez Farm in Otay Mesa



Picture No. 5

Discharge point of rain water from roofs of green houses..

Picture taken by Dat Quach on 1-23-2013 at Martinez Farm in Otay Mesa



Picture No. 6

Materials for business were stored under the roofs.

Picture taken by Dat Quach on 1-23-2013 at Martinez Farm in Otay Mesa



Picture No. 7

Fiber rolls and plastic sheets were installed to protect a pile of material out door

Picture taken by Dat Quach on 1-23-2013 at Martinez Farm in Otay Mesa