

San Francisco Bay Regional Water Quality Control Board

TENTATIVE ORDER No. R2-2018-00XX
NPDES No. CA0038318

The following discharger is subject to waste discharge requirements (WDRs) set forth in this Order.

Table 1. Discharger Information

Discharger	City and County of San Francisco, by and through the Airport Commission, and North Bayside System Unit (NBSU)
Facility Name	San Francisco International Airport, Mel Leong Treatment Plant (Sanitary Plant and Industrial Plant) and wastewater collection systems
Facility Address	Bldg. 924 Clearwater Drive San Francisco, CA 94128 San Mateo County
CIWQS Place ID	256506 (Industrial Plant) and 256507 (Sanitary Plant)

Table 2. Discharge Locations

Discharge Point	Effluent Description	Discharge Point Latitude	Discharge Point Longitude	Receiving Water
002	Secondary-Treated Sanitary Wastewater, Treated Industrial Wastewater, and Stormwater	37.665278°	-122.361389°	Lower San Francisco Bay
003	Stormwater	37.605741°	-122.378054°	Lower San Francisco Bay
004	Stormwater	37.630348°	-122.388322°	Lower San Francisco Bay
005	Stormwater	37.612194°	-122.366247°	Lower San Francisco Bay
006	Stormwater	37.618217°	-122.362252°	Lower San Francisco Bay
007	Stormwater	37.628546°	-122.371541°	Lower San Francisco Bay
008	Stormwater	37.627920°	-122.373454°	Lower San Francisco Bay
009	Stormwater	37.629243°	-122.376839°	Lower San Francisco Bay
010	Stormwater	37.639143°	-122.390416°	Lower San Francisco Bay
013	Stormwater	37.635249°	-122.385588°	Lower San Francisco Bay

Table 3. Administrative Information

This Order was adopted on:	<DATE>
This Order shall become effective on:	December 1, 2018
This Order shall expire on:	November 30, 2023
CIWQS Regulatory Measure Number	##
The Discharger shall file a Report of Waste Discharge for updated WDRs in accordance with California Code of Regulations, title 23, and as an application for reissuance of a National Pollutant Discharge Elimination System (NPDES) permit no later than:	March 1, 2023

The U.S. Environmental Protection Agency (U.S. EPA) and the California Regional Water Quality Control Board, San Francisco Bay Region, have classified this discharge as follows:	Major
---	-------

I, Bruce H. Wolfe, Executive Officer, do hereby certify that this Order with all attachments is a full, true, and correct copy of the Order adopted by the California Regional Water Quality Control Board, San Francisco Bay Region, on the date indicated above.

Bruce H. Wolfe, Executive Officer

Contents

I.	Facility Information	4
II.	Findings.....	4
III.	Discharge Prohibitions.....	4
IV.	Effluent Limitations and Discharge Specifications	5
V.	Receiving Water Limitations	7
VI.	Provisions.....	8
	A. Standard Provisions	8
	B. Monitoring and Reporting	8
	C. Special Provisions	8
	1. Reopener Provisions.....	8
	2. Effluent Characterization Study and Report	9
	3. Pollutant Minimization Program	10
	4. Special Provisions	12
	5. Other Special Provisions	12

Tables

Table 1.	Discharger Information.....	1
Table 2.	Discharge Locations	1
Table 3.	Administrative Information	1
Table 4.	Effluent Limitations.....	5
Table 5.	Copper Action Plan.....	12
Table 6.	Cyanide Action Plan	13

Attachments

Attachment A	– Definitions.....	A-1
Attachment B	– Facility Maps	B-1
Attachment C	– Process Flow Diagram	C-1
Attachment D	– Federal Standard Provisions	D-1
Attachment E	– Monitoring and Reporting Program (MRP).....	E-1
Attachment F	– Fact Sheet.....	F-1
Attachment G	– Regional Standard Provisions and Monitoring and Reporting Requirements	G-1
Attachment S	– Stormwater Provisions, Monitoring, and Reporting Requirements.....	S-1

I. FACILITY INFORMATION

Information describing the San Francisco International Airport, Mel Leong Treatment Plant (Sanitary Plant and Industrial Plant) and wastewater collection system (collectively, Facility) is summarized in Table 1 and Fact Sheet (Attachment F) sections I and II.

II. FINDINGS

The California Regional Water Quality Control Board, San Francisco Bay Region (Regional Water Board), finds:

- A. Legal Authorities.** This Order serves as WDRs pursuant to California Water Code article 4, chapter 4, division 7 (commencing with § 13260). This Order is also issued pursuant to federal Clean Water Act (CWA) section 402 and implementing regulations adopted by U.S. EPA and Water Code chapter 5.5, division 7 (commencing with § 13370). It shall serve as a National Pollutant Discharge Elimination System (NPDES) permit authorizing the Discharger to discharge into waters of the United States as listed in Table 2 subject to the WDRs in this Order.
- B. Background and Rationale for Requirements.** The Regional Water Board developed the requirements in this Order based on information the Discharger submitted as part of its application, information obtained through monitoring and reporting programs, and other available information. The Fact Sheet (Attachment F) contains background information and rationale for the requirements in this Order and is hereby incorporated into and constitutes findings for this Order. Attachments A through E, G, and S are also incorporated into this Order.
- C. Notification of Interested Parties.** The Regional Water Board notified the Discharger and interested agencies and persons of its intent to prescribe these WDRs and provided an opportunity to submit written comments and recommendations. The Fact Sheet provides details regarding the notification.
- D. Consideration of Public Comment.** The Regional Water Board, in a public meeting, heard and considered all comments pertaining to the discharge. The Fact Sheet provides details regarding the public hearing

THEREFORE, IT IS HEREBY ORDERED that Order No. R2-2013-0011 (previous order) is rescinded upon the effective date of this Order, except for enforcement purposes, and, in order to meet the provisions of Water Code division 7 (commencing with § 13000) and regulations adopted thereunder and the provisions of the CWA and regulations and guidelines adopted thereunder, the Discharger shall comply with the requirements in this Order. This action in no way prevents the Regional Water Board from taking enforcement action for violations of the previous order.

III. DISCHARGE PROHIBITIONS

- A.** Discharge of treated wastewater at a location or in a manner different than that described in this Order is prohibited.
- B.** Discharge at Discharge Point No. 002 is prohibited when treated wastewater does not receive an initial dilution of at least 63:1, as modeled. Compliance shall be achieved by proper operation and maintenance of the discharge outfall to ensure that it (or its replacement, in whole or part) is in good working order and is consistent with the dilution ratios in Table F-10, or can achieve better mixing

than that described in Fact Sheet section IV.C.4.b. The Discharger shall address measures taken to ensure this in its application for permit reissuance.

- C. Bypass of untreated or partially-treated wastewater to waters of the United States is prohibited, except as provided for in Attachment D section I.G of this Order.
- D. Average dry weather influent flow in excess of 1.2 MGD at the Sanitary Plant or 1.2 MGD at the Industrial Plant is prohibited. Average dry weather influent flow shall be determined from three consecutive dry weather months each year, with compliance measured at Monitoring Locations INF-001-San and INF-001-Ind, as described in the Monitoring and Reporting Program (MRP) (Attachment E).
- E. Any sanitary sewer overflow that results in a discharge of untreated or partially-treated wastewater to waters of the United States is prohibited.
- F. The discharge of deicing fluid that contains urea is prohibited.

IV. EFFLUENT LIMITATIONS AND DISCHARGE SPECIFICATIONS

- A. **Effluent Limitations.** The Discharger shall comply with the following effluent limitations at Discharge Point No. 002, with compliance measured at Monitoring Location EFF-001-San, EFF-001-Ind, or both, or at Monitoring Location EFF-001 or EFF-002, as described in the MRP:

Table 4. Effluent Limitations

Parameter	Units	Effluent Limitations				
		Average Monthly	Average Weekly	Maximum Daily	Instantaneous Minimum	Instantaneous Maximum
Carbonaceous Biochemical Oxygen Demand, 5-day @ 20°C (CBOD ₅) ^[1]	mg/L	25	40	---	---	---
Biochemical Oxygen Demand, 5-day @ 20°C (BOD ₅) ^[2]	mg/L	30	45	---	---	---
Total Suspended Solids (TSS) ^[3]	mg/L	30	45	---	---	---
Oil and Grease ^[3]	mg/L	10	---	20	---	---
pH ^[3,4]	s.u.	---	---	---	6.0	9.0
Chlorine, Total Residual ^[5]	mg/L	---	---	---	---	0.0
Ammonia, Total ^[6]	mg/L as N	120	---	310	---	---
Copper, Total Recoverable ^[6]	µg/L	42	---	84	---	---
Cyanide, Total ^[7]	µg/L	18	---	44	---	---
Dioxin-TEQ ^[6]	µg/L	1.4 x 10 ⁻⁸	---	2.8 x 10 ⁻⁸	---	---

Abbreviations:

mg/L = milligrams per liter
 mg/L as N = milligrams per liter as nitrogen
 µg/L = micrograms per liter
 s.u. = standard units

Footnotes:

- ^[1] Compliance shall be measured at Monitoring Location EFF-001-San.
- ^[2] Compliance shall be measured at Monitoring Location EFF-001-Ind.
- ^[3] Compliance shall be measured at Monitoring Locations EFF-001-San and EFF-001-Ind.
- ^[4] If the Discharger monitors pH continuously, pursuant to 40 C.F.R. section 401.17 the Discharger shall be in compliance with this pH limitation provided that both of the following conditions are satisfied: (i) the total time during which the pH is outside the required

range shall not exceed 7 hours and 26 minutes in any calendar month; and (ii) no individual excursion from the required pH range shall exceed 60 minutes.

- ^[5] Compliance shall be measured at Monitoring Location EFF-002.
- ^[6] Compliance shall be measured at Monitoring Location EFF-001.
- ^[7] Compliance shall be measured at Monitoring Location EFF-001 or EFF-002.

B. Percent Removal. The average monthly percent removal of CBOD₅ and TSS after wastewater treatment at the Sanitary Plant shall not be less than 85 percent (i.e., in each calendar month, the arithmetic mean of CBOD₅ and TSS, by concentration, of effluent samples collected at Monitoring Location EFF-001-San, as described in the MRP, shall not exceed 15 percent of the arithmetic mean of CBOD₅ and TSS, by concentration, of influent samples collected at Monitoring Location INF-001-San, as described in the MRP, at approximately the same times during the same periods).

C. Fecal Coliform Bacteria. The discharge at Discharge Point No. 002 shall meet the following fecal coliform bacteria effluent limitations, with compliance measured at Monitoring Location EFF-001, as described in the MRP:

1. The geometric mean of all fecal coliform bacteria samples in a calendar month shall not exceed 200 MPN/100 mL; and
2. The 11-sample 90th percentile of all fecal coliform bacteria samples shall not exceed 400 MPN/100 mL.

D. Enterococcus Bacteria. The monthly geometric mean enterococcus bacteria concentration at Discharge Point No. 002 shall not exceed 35 MPN/100 mL, with compliance measured at Monitoring Location EFF-001, as described in the MRP.

E. Whole Effluent Acute Toxicity. The discharge at Discharge Point No. 002 shall meet the following acute toxicity effluent limitations, with compliance measured at Monitoring Location EFF-001, as described in the MRP:

1. Eleven-sample median of not less than 90 percent survival; and
2. Eleven-sample 90th percentile of not less than 70 percent survival.

These acute toxicity limitations are defined as follows:

- **11-sample median.** A bioassay test showing survival of less than 90 percent represents a violation of this effluent limit if five or more of the past ten or fewer bioassay tests show less than 90 percent survival.
- **11-sample 90th percentile.** A bioassay test showing survival of less than 70 percent represents a violation of this effluent limit if one or more of the past ten or fewer bioassay tests show less than 70 percent survival.

If the Discharger can demonstrate that toxicity exceeding the levels cited above is caused solely by ammonia and that the ammonia in the discharge complies with the ammonia effluent limits in Table 4 of this Order, then such toxicity shall not constitute a violation of the acute toxicity effluent limitations.

V. RECEIVING WATER LIMITATIONS

- A. The discharge shall not cause the following conditions to exist in receiving waters at any place:
1. Floating material, including solids, liquids, foams, and scum, in concentrations that cause nuisance or adversely affect beneficial uses;
 2. Alteration of suspended sediment in such a manner as to cause nuisance or adversely affect beneficial uses, or detrimental increase in the concentrations of toxic pollutants in sediments or aquatic life;
 3. Suspended material in concentrations that cause nuisance or adversely affect beneficial uses;
 4. Bottom deposits or aquatic growths to the extent that such deposits or growths cause nuisance or adversely affect beneficial uses;
 5. Alteration of temperature beyond present natural background levels unless it can be demonstrated to the satisfaction of the Regional Water Board that such alteration in temperature does not adversely affect beneficial uses;
 6. Changes in turbidity that cause nuisance or adversely affect beneficial uses, or increases from normal background light penetration or turbidity greater than 10 percent in areas where natural turbidity is greater than 50 nephelometric turbidity units;
 7. Coloration that causes nuisance or adversely affects beneficial uses;
 8. Visible, floating, suspended, or deposited oil or other products of petroleum origin; or
 9. Toxic or other deleterious substances in concentrations or quantities that cause deleterious effects on wildlife, waterfowl, or other aquatic biota, or render any of these unfit for human consumption, either at levels created in the receiving waters or as a result of biological concentration.
- B. The discharge shall not cause the following limits to be exceeded in receiving waters at any place within one foot of the water surface:
1. Dissolved Oxygen 5.0 mg/L, minimum
The median dissolved oxygen concentration for any three consecutive months shall not be less than 80 percent of the dissolved oxygen content at saturation. When natural factors cause concentrations less than that specified above, the discharge shall not cause further reduction in ambient dissolved oxygen concentrations.
 2. Dissolved Sulfide Natural background levels
 3. pH The pH shall not be depressed below 6.5 or raised above 8.5. The discharge shall not cause changes greater than 0.5 pH units in normal ambient pH levels.

4. Nutrients Waters shall not contain biostimulatory substances in concentrations that promote aquatic growths to the extent that such growths cause nuisance or adversely affect beneficial uses.

C. The discharge shall not cause a violation of any water quality standard for receiving waters adopted by the Regional Water Board or State Water Resources Control Board (State Water Board) as required by the CWA and regulations adopted thereunder. If more stringent water quality standards are promulgated or approved pursuant to CWA section 303, or amendments thereto, the Regional Water Board may revise or modify this Order in accordance with the more stringent standards.

VI. PROVISIONS

A. Standard Provisions

1. The Discharger shall comply with all “Standard Provisions” in Attachment D.
2. The Discharger shall comply with all applicable provisions of “Regional Standard Provisions, and Monitoring and Reporting Requirements for NPDES Wastewater Discharge Permits” (Attachment G).
3. The Discharger shall comply with all applicable provisions of “Stormwater Provisions, Monitoring, and Reporting Requirements” (Attachment S). By July 1, 2019, the Discharger shall submit an updated Stormwater Pollution Prevention Plan (SWPPP) that includes all of the elements listed in Attachment S.

B. Monitoring and Reporting

The Discharger shall comply with the MRP (Attachment E) and future revisions thereto, and applicable sampling and reporting requirements in Attachments D, G, and S.

C. Special Provisions

1. Reopener Provisions

The Regional Water Board may modify or reopen this Order prior to its expiration date in any of the following circumstances as allowed by law:

- a. If present or future investigations demonstrate that the discharges governed by this Order have or will have, or will cease to have, a reasonable potential to cause or contribute to adverse impacts on water quality or beneficial uses of the receiving waters.
- b. If new or revised water quality objectives or total maximum daily loads (TMDLs) come into effect for San Francisco Bay or contiguous water bodies (whether statewide, regional, or site-specific). In such cases, effluent limitations in this Order may be modified as necessary to reflect the updated water quality objectives and wasteload allocations in the TMDLs. Adoption of the effluent limitations in this Order is not intended to restrict in any way future modifications based on legally-adopted water quality objectives or TMDLs or as otherwise permitted under federal regulations governing NPDES permit modifications.

- c. If translator, dilution, or other water quality studies provide a basis for determining that a permit condition should be modified.
- d. If State Water Board precedential decisions, new policies, new laws, or new regulations are adopted.
- e. If an administrative or judicial decision on a separate NPDES permit or WDRs addresses requirements similar to this discharge.
- f. If the Discharger requests adjustments in effluent limits due to the implementation of stormwater diversion pursuant to the Municipal Regional Stormwater Permit (Permit No. CAS612008) for redirecting dry weather and first flush discharges from the storm drain system to the sanitary sewer system as a stormwater pollutant control strategy.
- g. Or as otherwise authorized by law.

The Discharger may request a permit modification based on any of the circumstances above. With any such request, the Discharger shall include antidegradation and anti-backsliding analyses.

2. Effluent Characterization Study and Report

- a. **Study Elements.** The Discharger shall characterize and evaluate the discharge from Discharge Point No. 002, as required by the MRP, to verify that the reasonable potential analysis conclusions of this Order remain valid and to inform the next permit reissuance. The Discharger shall evaluate on an annual basis if concentrations of any of the priority pollutants listed in Attachment G, Table B, significantly increase over past performance. The Discharger shall investigate the cause of any such increase. The investigation may include, but need not be limited to, an increase in monitoring frequency, monitoring of internal process streams, and monitoring of influent sources. The Discharger shall establish remedial measures addressing any increase resulting in reasonable potential to cause or contribute to an exceedance of applicable water quality objectives. This requirement may be satisfied through identification of the constituent as a “pollutant of concern” in the Discharger’s Pollutant Minimization Program, described in Provision VI.C.3.
- b. **Reporting Requirements**
 - i. **Routine Reporting.** The Discharger shall report the identity of pollutants detected at or above applicable water quality objectives (see Fact Sheet Table F-9 for the objectives) in the transmittal letter for the self-monitoring report associated with the month in which samples were collected.
 - ii. **Annual Reporting.** The Discharger shall summarize the annual data evaluation and source investigation in the annual self-monitoring report.

3. Pollutant Minimization Program

- a. The Discharger shall continue to improve its existing Pollutant Minimization Program to promote minimization of pollutant loadings to the treatment plant and therefore to the receiving waters.
- b. The Discharger shall submit an annual report no later than February 28 of each calendar year. Each annual report shall include at least the following information:
 - i. **Brief description of treatment plant.** The description shall include the service area and treatment plant processes.
 - ii. **Discussion of current pollutants of concern.** Periodically, the Discharger shall analyze its circumstances to determine which pollutants are currently a problem and which pollutants may be potential future problems. This discussion shall include the reasons for choosing the pollutants.
 - iii. **Identification of sources for pollutants of concern.** This discussion shall include how the Discharger intends to estimate and identify pollutant sources. The Discharger shall include sources or potential sources not directly within the ability or authority of the Discharger to control, such as pollutants in the potable water supply and air deposition.
 - iv. **Identification of tasks to reduce the sources of pollutants of concern.** This discussion shall identify and prioritize tasks to address the Discharger's pollutants of concern. The Discharger may implement the tasks by itself or participate in group, regional, or national tasks that address its pollutants of concern. The Discharger is strongly encouraged to participate in group, regional, or national tasks that address its pollutants of concern whenever it is efficient and appropriate to do so. An implementation timeline shall be included for each task.
 - v. **Outreach to employees.** The Discharger shall inform employees about the pollutants of concern, potential sources, and how they might be able to help reduce the discharge of these pollutants of concern into the Facility. The Discharger may provide a forum for employees to provide input.
 - vi. **Discussion of criteria used to measure Pollutant Minimization Program and task effectiveness.** The Discharger shall establish criteria to evaluate the effectiveness of its Pollutant Minimization Program. This discussion shall identify the specific criteria used to measure the effectiveness of each task in Provisions VI.C.3.b.iii, iv, and v.
 - vii. **Documentation of efforts and progress.** This discussion shall detail all of the Discharger's Pollutant Minimization Program activities during the reporting year.
 - viii. **Evaluation of Pollutant Minimization Program and task effectiveness.** The Discharger shall use the criteria established in Provision VI.C.3.b.vi to evaluate the program and task effectiveness.

- ix. Identification of specific tasks and timelines for future efforts.** Based on the evaluation, the Discharger shall explain how it intends to continue or change its tasks to more effectively reduce the amount of pollutants flowing to the treatment plant, and subsequently in its effluent.
- c.** The Discharger shall develop and conduct a Pollutant Minimization Program as further described below when there is evidence that a priority pollutant is present in the effluent above an effluent limitation (e.g., sample results reported as detected but not quantified [DNQ] when the effluent limitation is less than the method detection limit [MDL], sample results from analytical methods more sensitive than those methods required by this Order, presence of whole effluent toxicity, health advisories for fish consumption, or results of benthic or aquatic organism tissue sampling) and either:
- i.** A sample result is reported as DNQ and the effluent limitation is less than the Reporting Level (RL); or
 - ii.** A sample result is reported as not detected (ND) and the effluent limitation is less than the MDL, using definitions in Attachment A and reporting protocols described in the MRP.
- d.** If triggered by the reasons set forth in Provision VI.C.3.c, above, the Discharger's Pollutant Minimization Program shall include, but not be limited to, the following actions and submittals:
- i.** Annual review and semi-annual monitoring of potential sources of the reportable priority pollutants, which may include fish tissue monitoring and other bio-uptake sampling, or alternative measures when source monitoring is unlikely to produce useful analytical data;
 - ii.** Quarterly monitoring for the reportable priority pollutants in the influent to the Facility. The Executive Officer may approve alternative measures when influent monitoring is unlikely to produce useful analytical data;
 - iii.** Submittal of a control strategy designed to proceed toward the goal of maintaining concentrations of the reportable priority pollutants in the effluent at or below the effluent limitation;
 - iv.** Implementation of appropriate cost-effective control measures for the reportable priority pollutants, consistent with the control strategy; and
 - v.** Inclusion of the following specific items within the annual report required by Provision VI.C.3.b above:
 - (a)** All Pollutant Minimization Program monitoring results for the previous year;
 - (b)** List of potential sources of the reportable priority pollutants;
 - (c)** Summary of all actions undertaken pursuant to the control strategy; and
 - (d)** Description of actions to be taken in the following year.

4. Special Provisions

a. Sludge and Biosolids Management

- i. Sludge and biosolids treatment and storage shall not create a nuisance, such as objectionable odors or flies, or result in groundwater contamination.
- ii. Sludge and biosolids treatment and storage facilities shall be adequate to divert surface runoff from adjacent areas, to protect site boundaries from erosion, and to prevent conditions that would cause drainage from stored materials. Adequate protection is defined as protection from at least a 100-year storm and the highest possible tidal state that may occur.
- iii. This Order does not authorize permanent onsite sludge or biosolids storage or disposal. A Report of Waste Discharge shall be filed and the site brought into compliance with applicable regulations prior to commencement of any such activity.

- b. **Collection System Management.** The Discharger shall properly operate and maintain its collection system (see Attachments D and G, section I.D), report any noncompliance with respect to its collection system (see Attachment D, section V.E.1, and Attachment G, sections V.E.1 and V.E.2), and mitigate any discharges in violation of this Order associated with its collection system (see Attachments D and G, section I.C).

State Water Board Order No. 2006-0003-DWQ, Statewide General Waste Discharge Requirements for Sanitary Sewer Systems, as amended by State Water Board Order No. WQ 2013-0058-EXEC, contains requirements for operation and maintenance of collection systems and for reporting and mitigating sanitary sewer overflows. While the Discharger must comply with both the statewide WDRs and this Order, the statewide WDRs more clearly and specifically stipulate requirements for operation and maintenance and for reporting and mitigating sanitary sewer overflows. Implementing the requirements for operation and maintenance and mitigation of sanitary sewer overflows set forth in the statewide WDRs (and any subsequent order updating these requirements) shall satisfy the corresponding federal NPDES requirements specified in Attachments D and G of this Order for the collection systems. Following the reporting requirements set forth in the statewide WDRs (and any subsequent order updating these requirements) shall satisfy the NPDES reporting requirements for sanitary sewer overflows specified in Attachments D and G.

5. Other Special Provisions

- a. **Copper Action Plan.** The Discharger shall implement pretreatment, source control, and pollution prevention for copper in accordance with the following tasks and time schedule:

Table 5. Copper Action Plan

Task	Compliance Date
<p>1. Implement Copper Control Program Continue implementing existing program to reduce identified copper sources, including, as applicable, taking the following actions:</p> <ul style="list-style-type: none"> a. Providing education and outreach to the public (e.g., focusing on proper pool and spa maintenance and plumbers’ roles in reducing corrosion); 	<p>Implementation shall be ongoing</p>

Task	Compliance Date
<ul style="list-style-type: none"> b. If corrosion is a significant copper source, working cooperatively with local water purveyors to reduce and control water corrosivity, as appropriate, and ensuring that local plumbing contractors implement best management practices to reduce corrosion in pipes; and c. Educating plumbers, designers, and maintenance contractors for pools and spas to encourage best management practices that minimize copper discharges. 	
<p>2. Implement Additional Actions If the Regional Water Board notifies the Discharger that the three-year rolling mean dissolved copper concentration in Central or Lower San Francisco Bay (north of Hayward Shoals) exceeds 2.2 µg/L, then within 90 days of the notification, evaluate the effluent copper concentration trend and, if it is increasing, develop and begin implementation of additional measures to control copper discharges. Report the conclusion of the trend analysis and provide a schedule for any new actions to be taken within the next 12 months.</p>	With next annual pollution minimization program report due February 28 (at least 90 days following notification)
<p>3. Report Status Submit an annual report documenting copper control program implementation that evaluates the effectiveness of the actions taken, including any additional actions required by Task 2 above, and provides a schedule for actions to be taken within the next 12 months.</p>	Annually, with annual pollution minimization program report due February 28 each year

b. Cyanide Action Plan. The Discharger shall implement monitoring and surveillance, pretreatment, source control, and pollution prevention for cyanide in accordance with the following tasks and time schedule:

Table 6. Cyanide Action Plan

Task	Compliance Date
<p>1. Review Potential Cyanide Sources Submit an up-to-date inventory of potential cyanide sources. If no cyanide source is identified, tasks 2 and 3, below, are not required unless the Discharger receives a request to discharge detectable levels of cyanide to the sewer. In this case, notify the Executive Officer and implement tasks 2 and 3.</p>	With annual pollution minimization program report due February 28, 2019
<p>2. Implement Cyanide Control Program Implement a control program to minimize cyanide discharges consisting, at a minimum, of the following elements:</p> <ul style="list-style-type: none"> a. Inspect each potential source to assess the need to include that source in the control program. b. Inspect sources included in the control program annually. Inspection elements may be based on U.S. EPA guidance, such as <i>Industrial User Inspection and Sampling Manual for POTWs</i> (EPA 831-B-94-01). c. Develop and distribute educational materials regarding the need to prevent cyanide discharges to sources included in the control program. d. Prepare an emergency monitoring and response plan to be implemented if a significant cyanide discharge occurs. <p>If the plant influent cyanide concentration exceeds 10 µg/L, the Discharger shall collect a follow-up sample within 5 days of becoming aware of the laboratory results. If the results of the follow-up sample also exceed 10 µg/L, then a “significant cyanide discharge” is occurring.</p>	Implementation shall be ongoing

Task	Compliance Date
<p>3. Implement Additional Measures If the Regional Water Board notifies the Discharger that ambient monitoring shows cyanide concentrations are 1.0 µg/L or higher in the main body of San Francisco Bay, then within 90 days of the notification, commence actions to identify and abate cyanide sources responsible for the elevated ambient concentrations, report on the progress and effectiveness of the actions taken, and provide a schedule for actions to be taken within the next 12 months.</p>	<p>With next annual pollution minimization program report due February 28 (at least 90 days following notification)</p>
<p>4. Report Status of Cyanide Control Program Submit an annual report documenting cyanide control program implementation and addressing the effectiveness of actions taken, including any additional cyanide controls required by Task 3, above, and provide a schedule for actions to be taken within the next 12 months.</p>	<p>Annually, with annual pollution minimization program report due February 28 each year</p>

c. Industrial Plant Upgrades. After the Discharger completes proposed upgrades to its Industrial Plant (see Fact Sheet section II.E), it shall submit the following documentation:

- i.** Documentation that the reliability, capability, and performance of the plant upgrades will maintain compliance with this Order (i.e., the Discharger shall evaluate the hydraulic and organic loading capacities of the treatment facilities by appropriate combinations of desk-top analyses and treatment process stress testing to simulate design peak loading conditions under both dry weather and wet weather design flow conditions);
- ii.** Certification by a licensed professional that the plant upgrades have been constructed as designed, have been tested, and are ready for use;
- iii.** Demonstration of compliance with all applicable provisions of CEQA (California Public Resources Code Division 13, Chapter 3, Section 21100 et seq.);
- iv.** Updates to the Operation and Maintenance Manual and Contingency Plan to include the plant upgrades; and
- v.** Specific date the Discharger proposes to commence use of the plant upgrades.

Under Water Code section 13385(j)(1)(D), the Discharger may, at least 30 days in advance of operating the plant upgrades, submit a startup operations plan. The plan should describe the actions the Discharger will take during a specific period that requires adjusting and testing new treatment plant units, including steps to prevent violations of the requirements of this Order. If the Discharger pursues this option, it should define the shortest reasonable time required for the period of adjusting and testing, which shall not exceed 90 days for biological treatment units and shall not exceed 30 days for any other treatment unit.

d. Sanitary Plant Assessment and Upgrades. To ensure proper operation and maintenance of its Sanitary Plant, the Discharger shall submit the following reports:

- i.** By March 1, 2019, the Discharger shall assess the condition of each unit at its Sanitary Plant (including the influent forcemain and piping) and submit a report of its findings and recommendations for upgrades necessary to ensure reliable treatment. The assessment shall consider infrastructure age, capacity to handle projected flows and loads, potential changes to nutrient requirements, sea level rise and climate

ATTACHMENT A – DEFINITIONS

Arithmetic Mean (μ)

Also called the average, the sum of measured values divided by the number of samples. For ambient water concentrations, the arithmetic mean is calculated as follows:

$$\text{Arithmetic mean} = \mu = \Sigma x / n \quad \text{where: } \Sigma x \text{ is the sum of the measured ambient water concentrations, and } n \text{ is the number of samples.}$$

Average Monthly Effluent Limitation (AMEL)

The highest allowable average of daily discharges over a calendar month, calculated as the sum of all daily discharges measured during a calendar month divided by the number of daily discharges measured during that month.

Average Weekly Effluent Limitation (AWEL)

The highest allowable average of daily discharges over a calendar week (Sunday through Saturday), calculated as the sum of all daily discharges measured during a calendar week divided by the number of daily discharges measured during that week.

Bioaccumulative

Taken up by an organism from its surrounding medium through gill membranes, epithelial tissue, or from food and subsequently concentrated and retained in the body of the organism.

Carcinogenic

Known to cause cancer in living organisms.

Coefficient of Variation

Measure of data variability calculated as the estimated standard deviation divided by the arithmetic mean of the observed values.

Daily Discharge

Either: (1) the total mass of the constituent discharged over the calendar day (12:00 am through 11:59 pm) or any 24-hour period that reasonably represents a calendar day for purposes of sampling (as specified in the permit) for a constituent with limitations expressed in units of mass; or (2) the unweighted arithmetic mean measurement of the constituent over the day for a constituent with limitations expressed in other units of measurement (e.g., concentration).

The daily discharge may be determined by the analytical results of a composite sample taken over the course of one day (a calendar day or other 24-hour period defined as a day) or by the arithmetic mean of analytical results from one or more grab samples taken over the course of the day.

For composite sampling, if 1 day is defined as a 24-hour period other than a calendar day, the analytical result for the 24-hour period is considered the result for the calendar day in which the 24-hour period ends.

Detected, but Not Quantified (DNQ)

Sample result less than the RL, but greater than or equal to the laboratory's MDL. Sample results reported as DNQ are estimated concentrations.

Dilution Credit

Amount of dilution granted to a discharge in the calculation of a water quality-based effluent limitation, based on the allowance of a specified mixing zone. It is calculated from the dilution ratio or determined by conducting a mixing zone study or modeling the discharge and receiving water.

Effluent Concentration Allowance (ECA)

Value derived from the water quality criterion/objective, dilution credit, and ambient background concentration that is used, in conjunction with the CV for the effluent monitoring data, to calculate a long-term average (LTA) discharge concentration. The ECA has the same meaning as wasteload allocation (WLA) as used in U.S. EPA guidance (*Technical Support Document For Water Quality-based Toxics Control*, March 1991, second printing, EPA/505/2-90-001).

Enclosed Bay

Indentation along the coast that encloses an area of oceanic water within a distinct headlands or harbor works. Enclosed bays include all bays where the narrowest distance between the headlands or outermost harbor works is less than 75 percent of the greatest dimension of the enclosed portion of the bay. Enclosed bays include, but are not limited to, Humboldt Bay, Bodega Harbor, Tomales Bay, Drake's Estero, San Francisco Bay, Morro Bay, Los Angeles-Long Beach Harbor, Upper and Lower Newport Bay, Mission Bay, and San Diego Bay. Enclosed bays do not include inland surface waters or ocean waters.

Estimated Chemical Concentration

Concentration that results from the confirmed detection of the substance below the ML value by the analytical method.

Estuaries

Waters, including coastal lagoons, located at the mouths of streams that serve as areas of mixing for fresh and ocean waters. Coastal lagoons and mouths of streams that are temporarily separated from the ocean by sandbars are considered estuaries. Estuarine waters are considered to extend from a bay or the open ocean to a point upstream where there is no significant mixing of fresh water and seawater. Estuarine waters include, but are not limited to, the Sacramento-San Joaquin Delta, as defined in Water Code section 12220, Suisun Bay, Carquinez Strait downstream to the Carquinez Bridge, and appropriate areas of the Smith, Mad, Eel, Noyo, Russian, Klamath, San Diego, and Otay rivers. Estuaries do not include inland surface waters or ocean waters.

Inland Surface Waters

All surface waters of the state that do not include the ocean, enclosed bays, or estuaries.

Instantaneous Maximum Effluent Limitation

Highest allowable value for any single grab sample or aliquot (i.e., each grab sample or aliquot is independently compared to the instantaneous maximum limitation).

Instantaneous Minimum Effluent Limitation

Lowest allowable value for any single grab sample or aliquot (i.e., each grab sample or aliquot is independently compared to the instantaneous minimum limitation).

Maximum Daily Effluent Limitation (MDEL)

Highest allowable daily discharge of a pollutant, over a calendar day (or 24-hour period). For pollutants with limitations expressed in units of mass, the daily discharge is calculated as the total mass of the pollutant discharged over the day. For pollutants with limitations expressed in other units of measurement, the daily discharge is calculated as the arithmetic mean measurement of the pollutant over the day.

Median

Middle measurement in a set of data. The median of a set of data is found by first arranging the measurements in order of magnitude (either increasing or decreasing order). If the number of measurements (n) is odd, then the median = $X_{(n+1)/2}$. If n is even, then the median = $(X_{n/2} + X_{(n/2)+1})/2$ (i.e., the midpoint between $n/2$ and $n/2+1$).

Method Detection Limit (MDL)

Minimum concentration of a substance that can be reported with 99 percent confidence that the measured concentration is distinguishable from method blank results, as defined in 40 C.F.R. part 136, Attachment B.

Minimum Level (ML)

Concentration at which the entire analytical system gives a recognizable signal and acceptable calibration point. The ML is the concentration in a sample that is equivalent to the concentration of the lowest calibration standard analyzed by a specific analytical procedure, assuming that all the method specified sample weights, volumes, and processing steps have been followed.

Mixing Zone

Limited volume of receiving water allocated for mixing with a wastewater discharge where water quality criteria can be exceeded without causing adverse effects to the overall water body.

Not Detected (ND)

Sample results less than the laboratory's MDL.

Persistent Pollutants

Substances for which degradation or decomposition in the environment is nonexistent or very slow.

Pollutant Minimization Program

Program of waste minimization and pollution prevention actions that include, but are not limited to, product substitution, waste stream recycling, alternative waste management methods, and education of the public and businesses. The goal of the Pollutant Minimization Program is to reduce all potential sources of a priority pollutant through pollutant minimization (control) strategies, including pollution prevention measures as appropriate, to maintain the effluent concentration at or below the water quality-based effluent limitation. Pollution prevention measures may be particularly appropriate for persistent bioaccumulative priority pollutants where there is evidence that beneficial uses are being impacted. Cost effectiveness may be considered when establishing the requirements of a Pollutant Minimization Program. The completion and implementation of a Pollution Prevention Plan, if required pursuant to Water Code section 13263.3(d), is considered to fulfill Pollutant Minimization Program requirements.

Pollution Prevention

Any action that causes a net reduction in the use or generation of a hazardous substance or other pollutant that is discharged into water and includes, but is not limited to, input change, operational improvement, production process change, and product reformulation (as defined in Water Code section 13263.3). Pollution prevention does not include actions that merely shift a pollutant in wastewater from one environmental medium to another environmental medium, unless clear environmental benefits of such an approach are identified to the satisfaction of the State Water Board or Regional Water Board.

Reporting Level (RL)

ML (and its associated analytical method) chosen by the Discharger for reporting and compliance determination from the MLs included in this Order, including an additional factor if applicable as discussed herein. The MLs included in this Order correspond to approved analytical methods for reporting a sample result that are selected by the Regional Water Board either from SIP Appendix 4 in accordance with SIP section 2.4.2 or established in accordance with SIP section 2.4.3. The ML is based on the proper application of method-based analytical procedures for sample preparation and the absence of any matrix interferences. Other factors may be applied to the ML depending on the specific sample preparation steps employed. For example, the treatment typically applied in cases where there are matrix-effects is to dilute the sample or sample aliquot by a factor of ten. In such cases, this additional factor must be applied to the ML in the computation of the RL.

Source of Drinking Water

Any water designated as having a municipal or domestic supply (MUN) beneficial use.

Standard Deviation (σ)

Measure of variability calculated as follows:

$$\sigma = (\sum[(x - \mu)^2]/(n - 1))^{0.5}$$

where:

x is the observed value;

μ is the arithmetic mean of the observed values; and

n is the number of samples.

Toxicity Reduction Evaluation (TRE)

Study conducted in a step-wise process designed to identify the causative agents of effluent or ambient toxicity, isolate the sources of toxicity, evaluate the effectiveness of toxicity control options, and then confirm the reduction in toxicity. The first steps of the TRE consist of the collection of data relevant to the toxicity, including additional toxicity testing, and an evaluation of facility operations and maintenance practices, and best management practices. A Toxicity Identification Evaluation (TIE) may be required as part of the TRE, if appropriate. A TIE is a set of procedures to identify the specific chemicals responsible for toxicity. These procedures are performed in three phases (characterization, identification, and confirmation) using aquatic organism toxicity tests.

ATTACHMENT B – FACILITY MAPS

Figure B-1. Facility Location Drawing

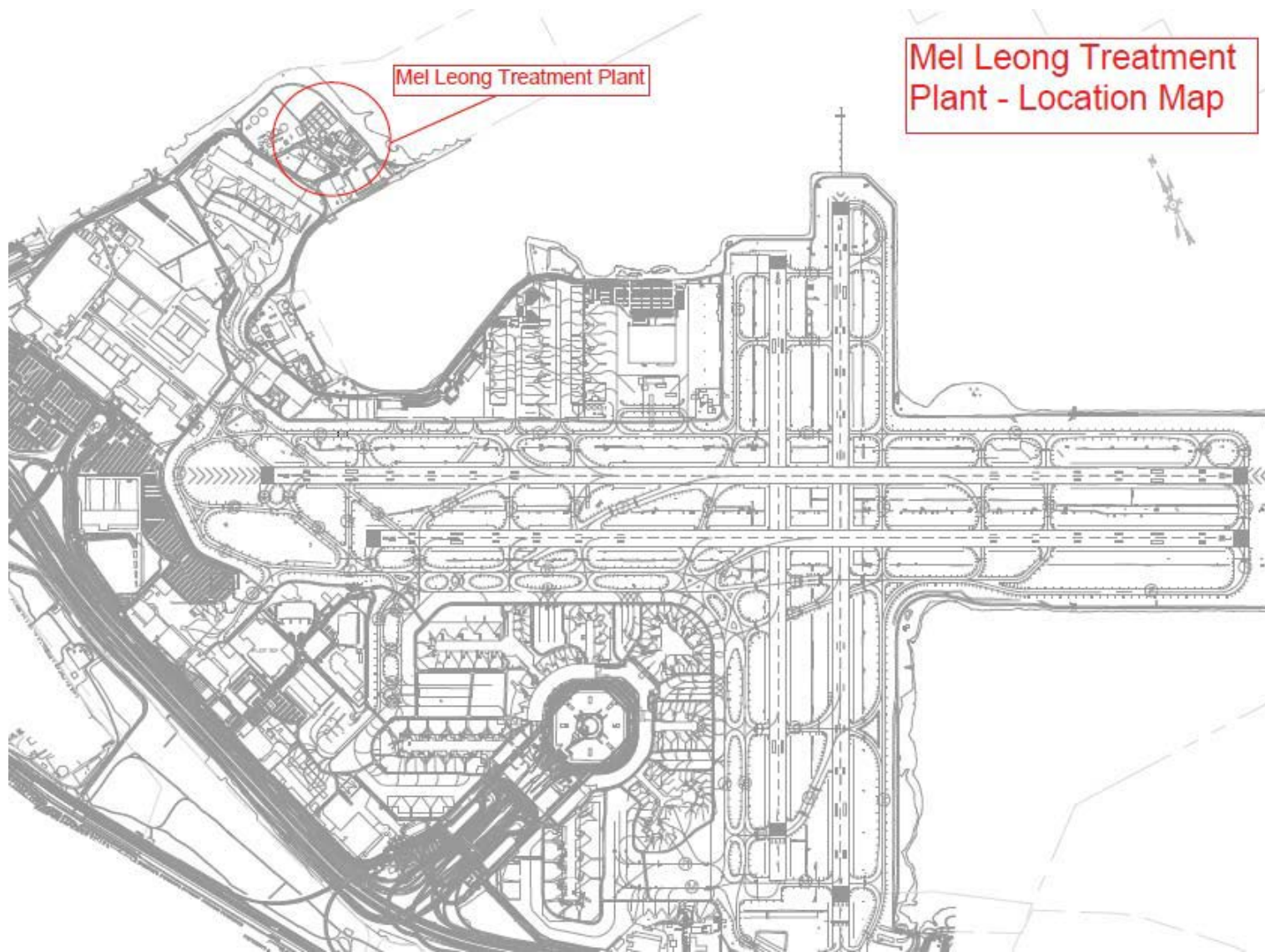
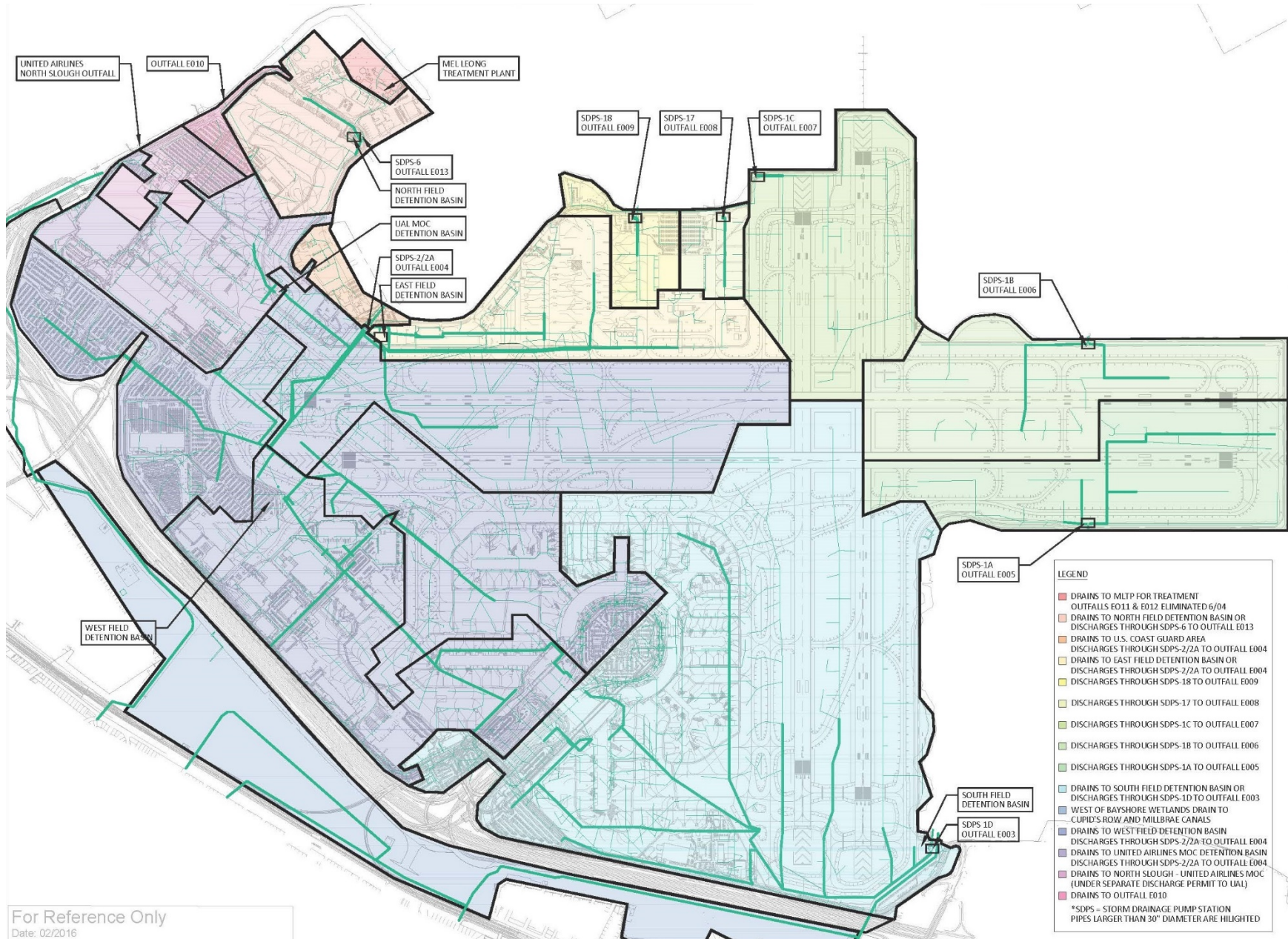


Figure B-2. Facility and Discharge Location Map



Figure B-3. Stormwater Drainage Map



For Reference Only
 Date: 02/2016

Figure B-4. Stormwater Outfall Locations

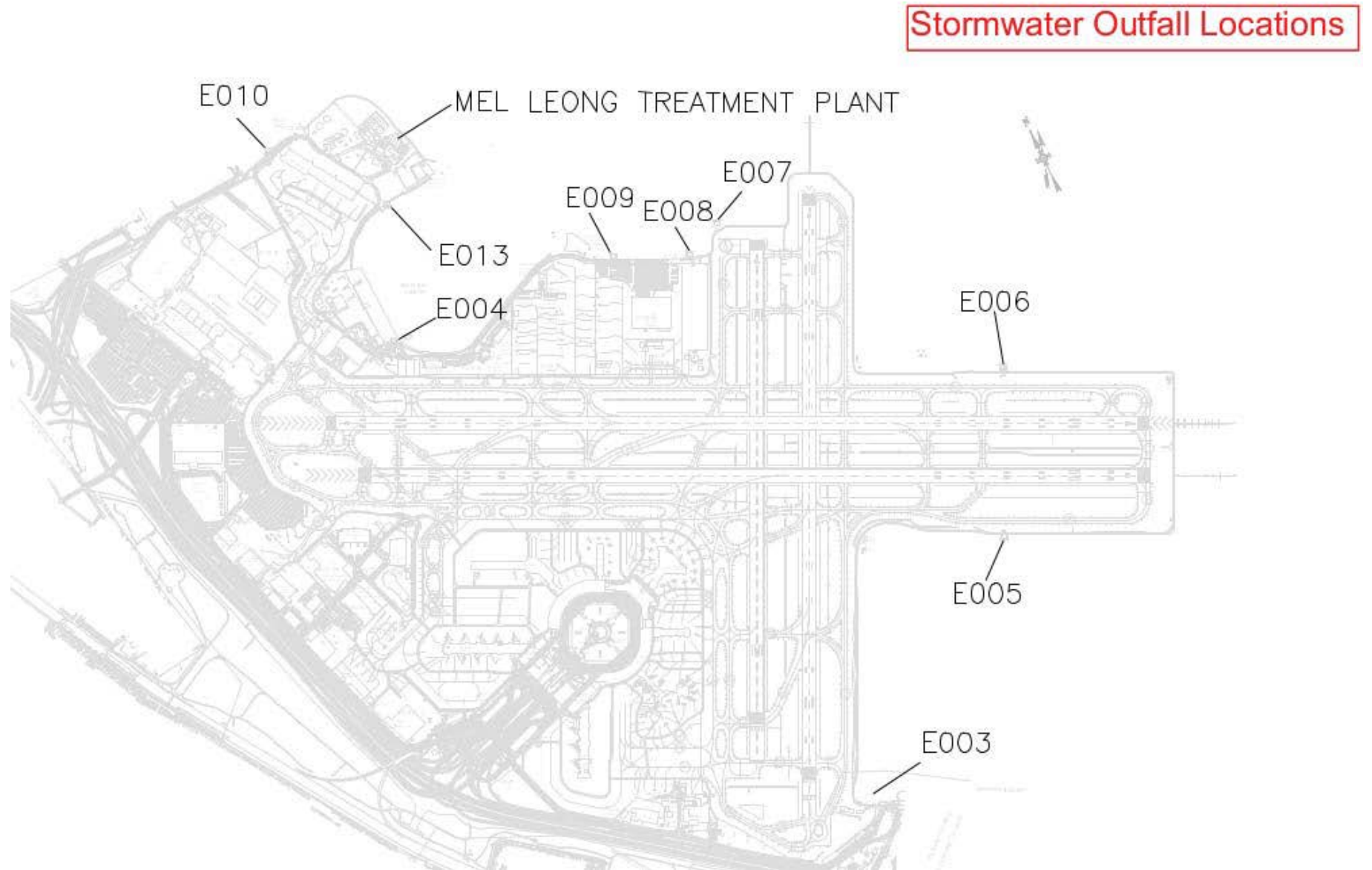


Figure B-5. Sanitary Process Map



Figure B-6. Industrial Process Map

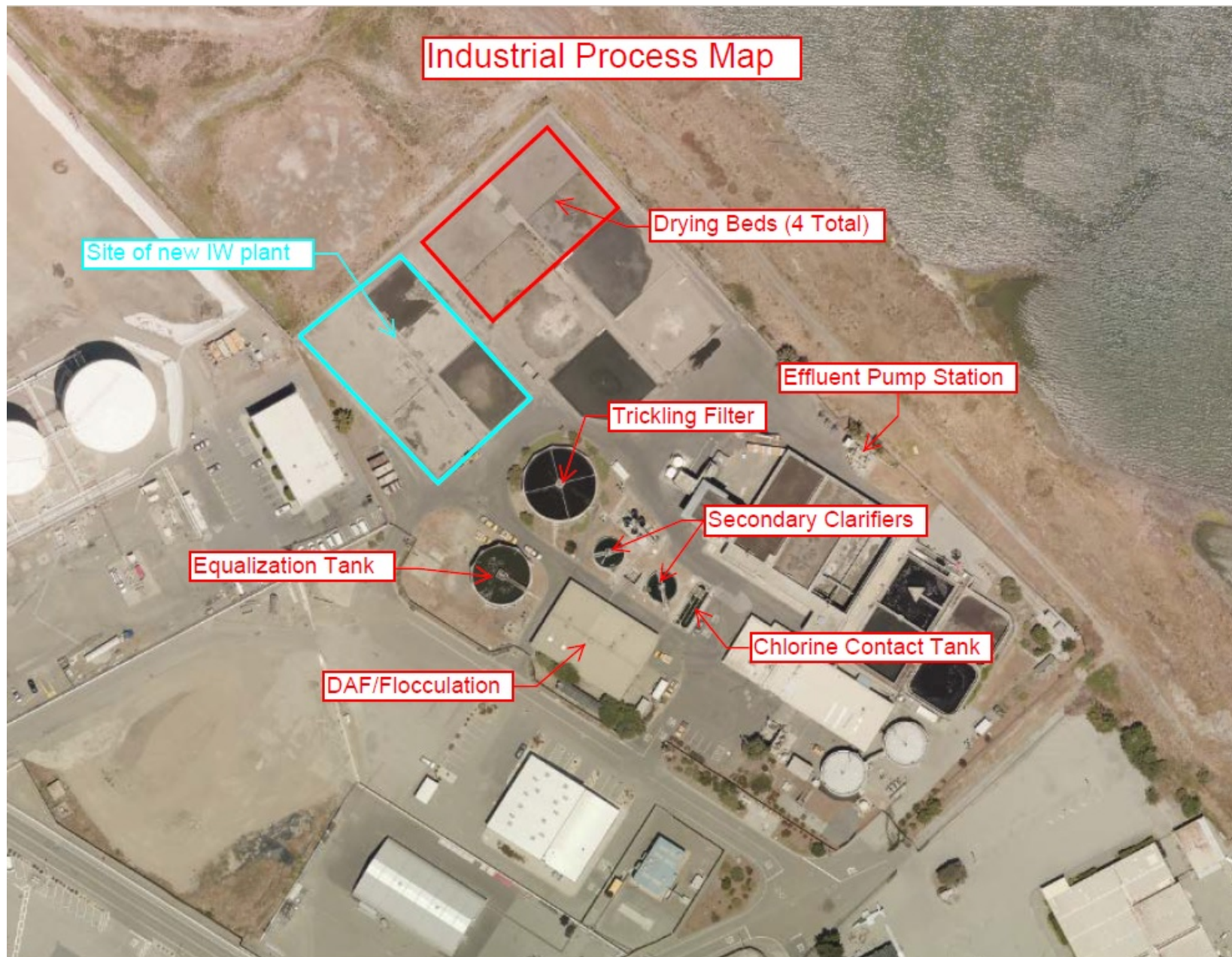
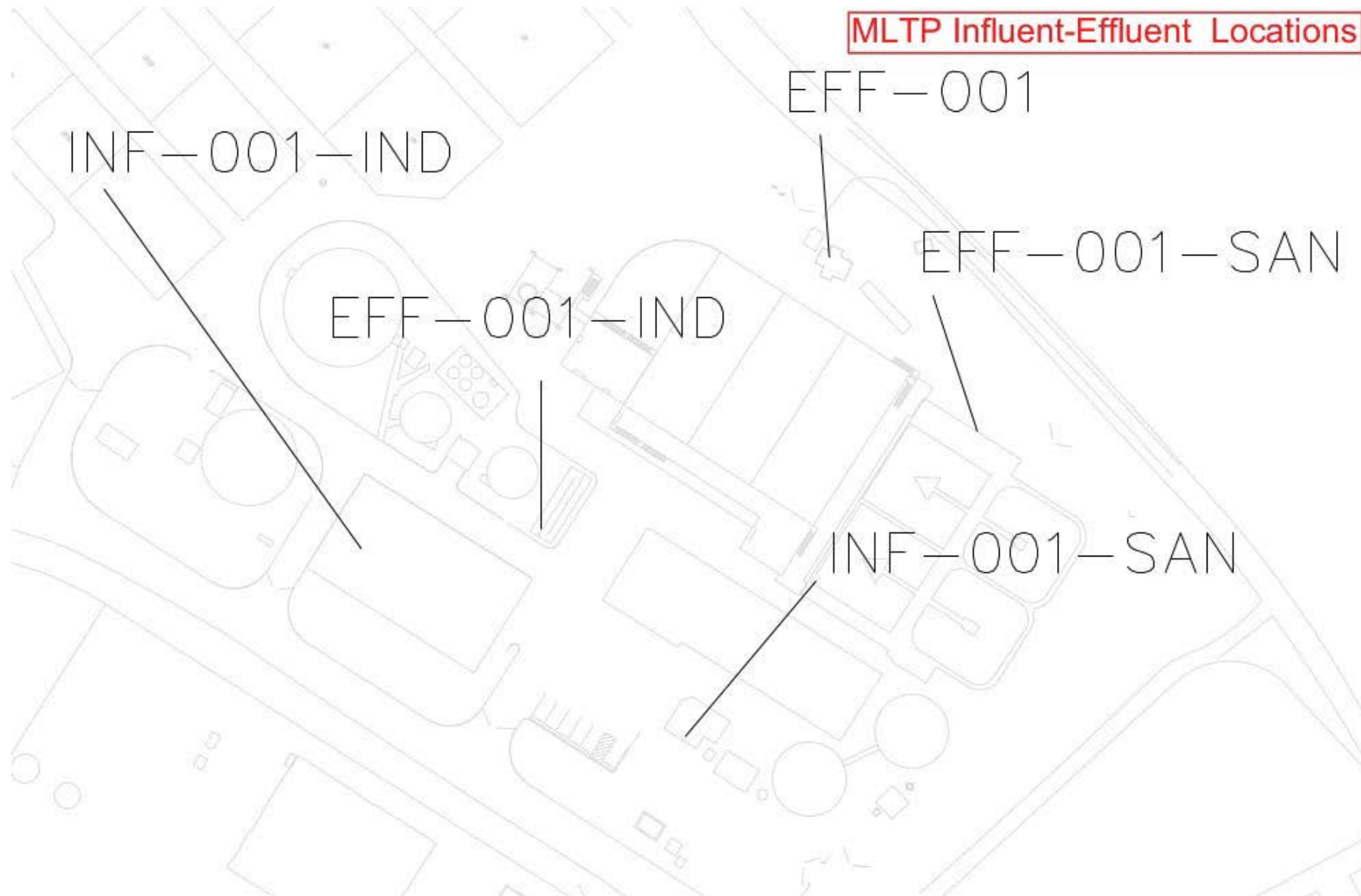


Figure B-7. Influent and Effluent Locations



ATTACHMENT C – PROCESS FLOW DIAGRAM

Figure C-1. Sanitary Plant Process Flow Diagram

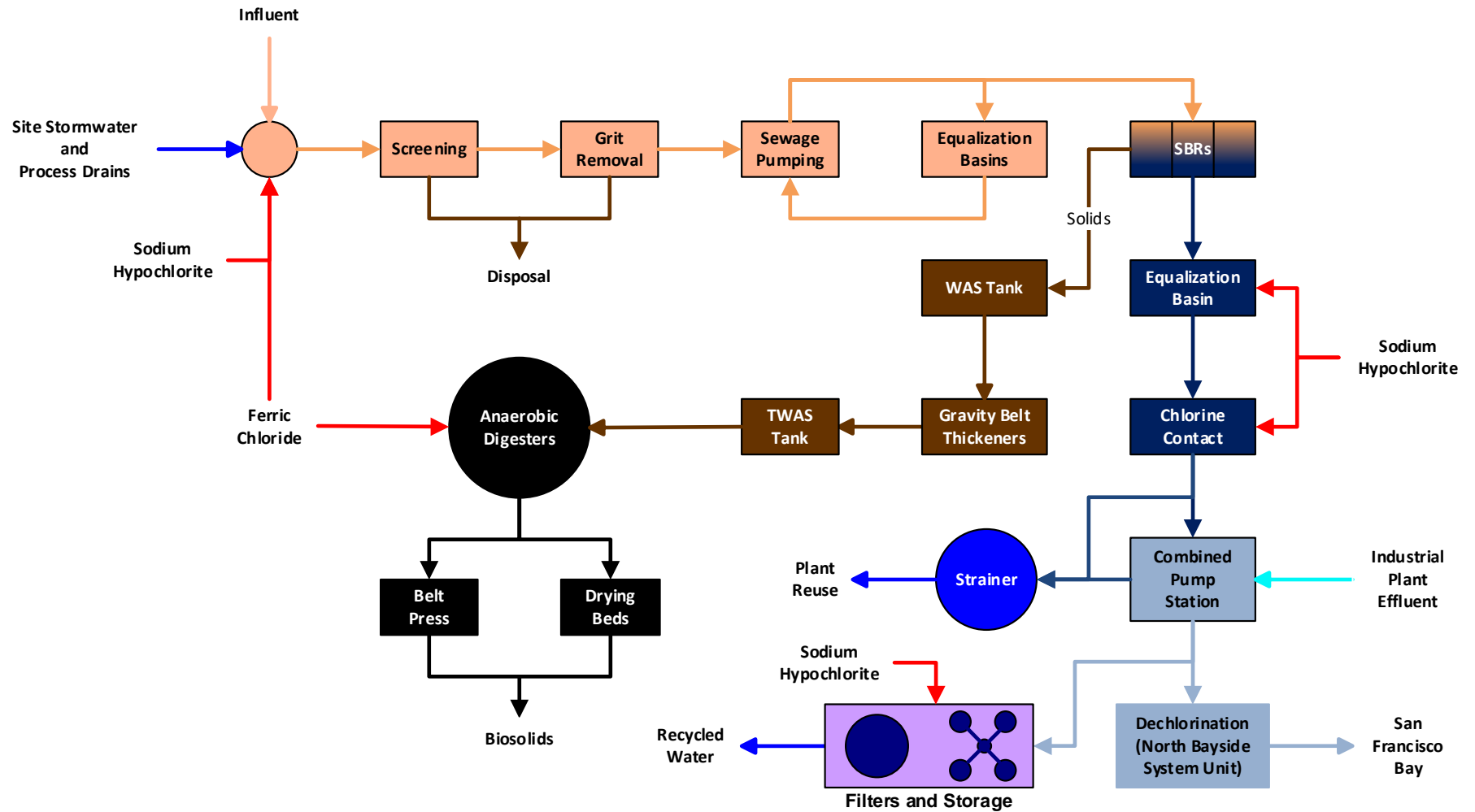


Figure C-2. Current Industrial Plant Process Flow Diagram

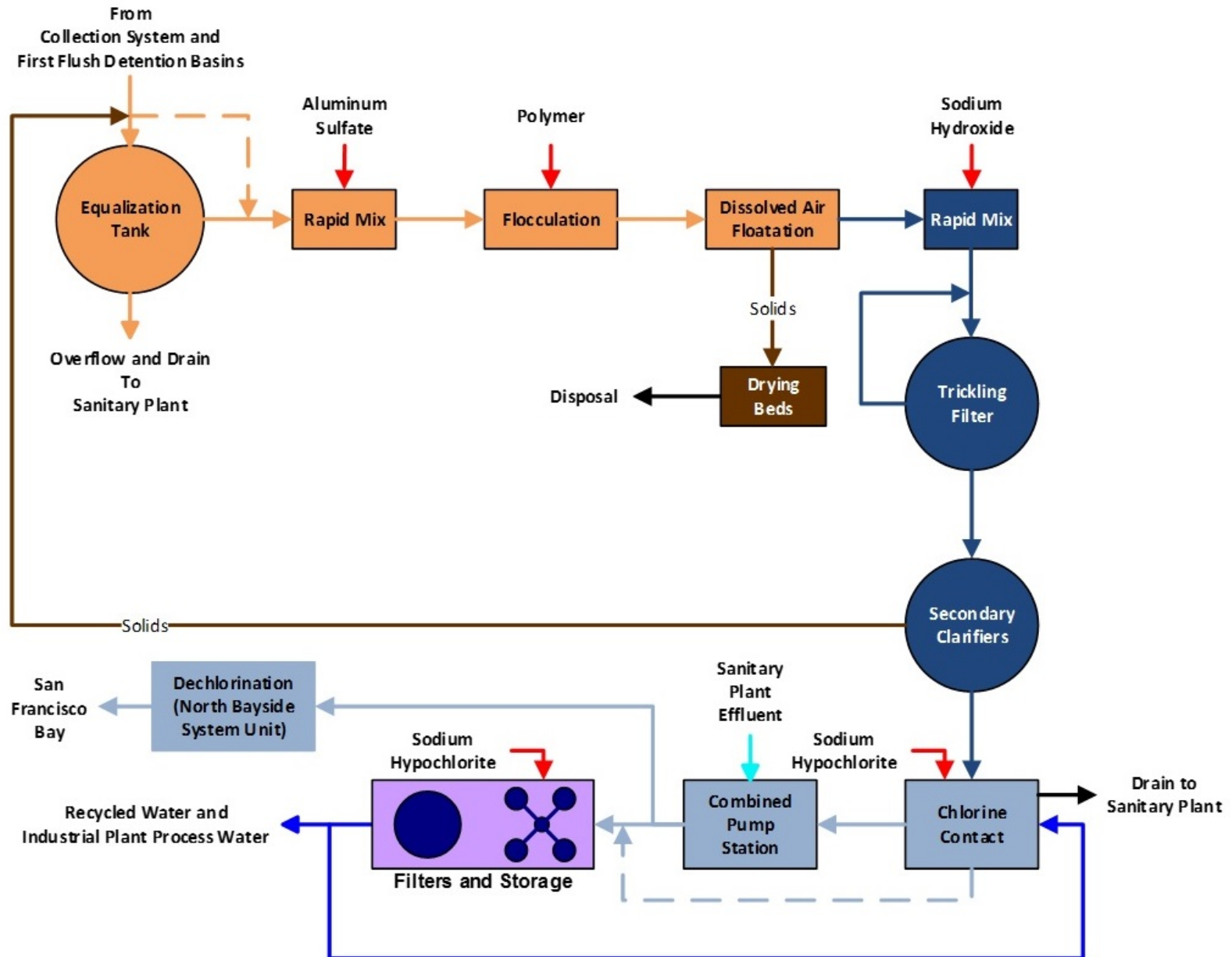
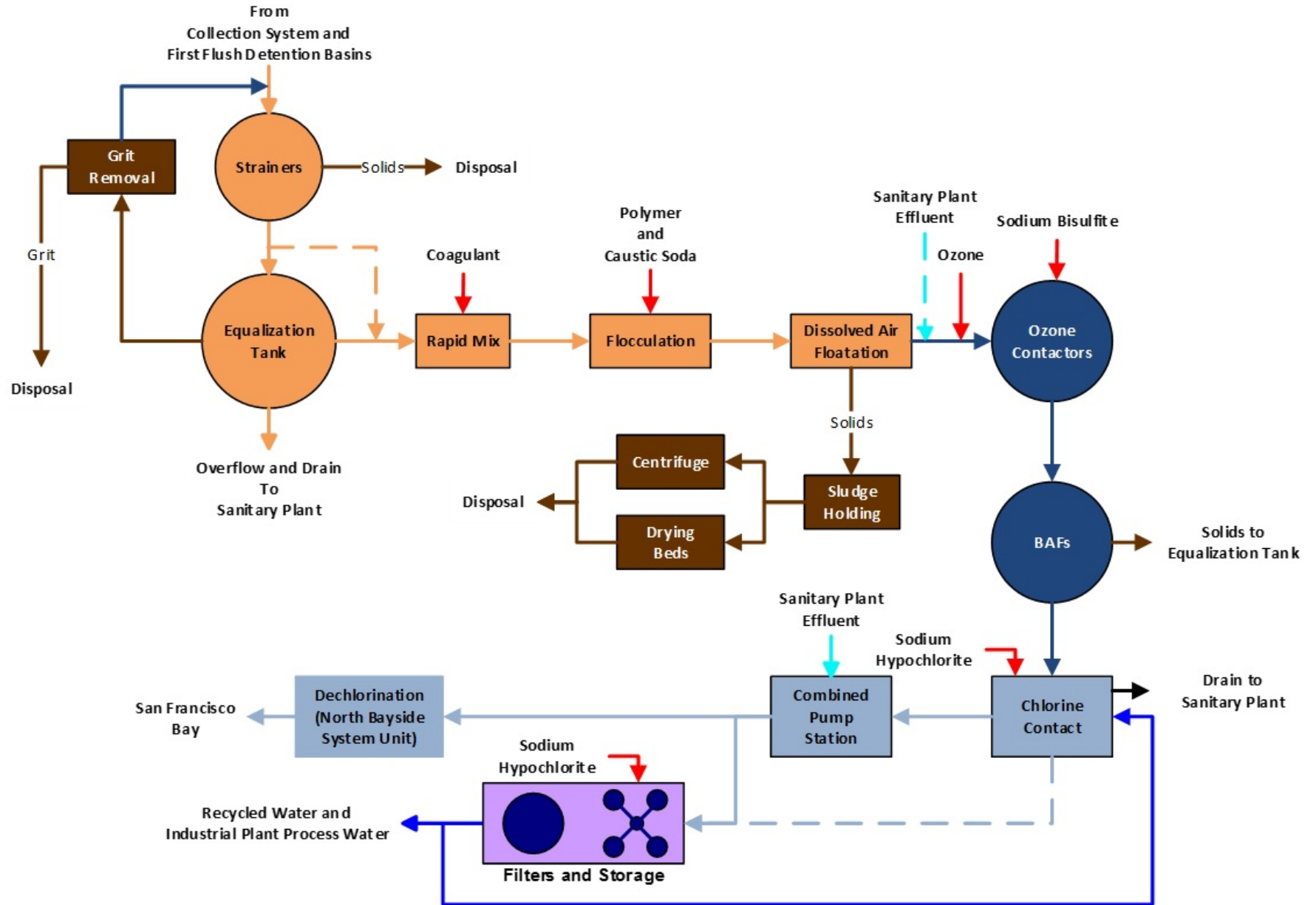


Figure C-3. Future Industrial Plant Process Flow Diagram



ATTACHMENT D –STANDARD PROVISIONS

I. STANDARD PROVISIONS—PERMIT COMPLIANCE

A. Duty to Comply

1. The Discharger must comply with all of the terms, requirements, and conditions of this Order. Any noncompliance constitutes a violation of the Clean Water Act (CWA) and the California Water Code and is grounds for enforcement action; for permit termination, revocation and reissuance, or modification; or denial of a permit renewal application; or a combination thereof. (40 C.F.R. § 122.41(a); Wat. Code §§ 13261, 13263, 13265, 13268, 13000, 13001, 13304, 13350, 13385.)
2. The Discharger shall comply with effluent standards or prohibitions established under CWA section 307(a) for toxic pollutants within the time provided in the regulations that establish these standards or prohibitions, even if this Order has not yet been modified to incorporate the requirement. (40 C.F.R. § 122.41(a)(1).)

B. Need to Halt or Reduce Activity Not a Defense

It shall not be a defense for a Discharger in an enforcement action that it would have been necessary to halt or reduce the permitted activity in order to maintain compliance with the conditions of this Order. (40 C.F.R. § 122.41(c).)

C. Duty to Mitigate

The Discharger shall take all reasonable steps to minimize or prevent any discharge in violation of this Order that has a reasonable likelihood of adversely affecting human health or the environment. (40 C.F.R. § 122.41(d).)

D. Proper Operation and Maintenance

The Discharger shall at all times properly operate and maintain all facilities and systems of treatment and control (and related appurtenances) which are installed or used by the Discharger to achieve compliance with the conditions of this Order. Proper operation and maintenance also includes adequate laboratory controls and appropriate quality assurance procedures. This provision requires the operation of backup or auxiliary facilities or similar systems that are installed by a Discharger only when necessary to achieve compliance with the conditions of this Order. (40 C.F.R. § 122.41(e).)

E. Property Rights

1. This Order does not convey any property rights of any sort or any exclusive privileges. (40 C.F.R. § 122.41(g).)
2. The issuance of this Order does not authorize any injury to persons or property or invasion of other private rights, or any infringement of state or local law or regulations. (40 C.F.R. § 122.5(c).)

F. Inspection and Entry

The Discharger shall allow the Regional Water Board, State Water Board, U.S. EPA, or their authorized representatives (including an authorized contractor acting as their representative), upon the presentation of credentials and other documents, as may be required by law, to (33 U.S.C. § 1318(a)(4)(B); 40 C.F.R. § 122.41(i); Wat. Code, §§ 13267, 13383):

1. Enter upon the Discharger's premises where a regulated facility or activity is located or conducted, or where records are kept under the conditions of this Order (33 U.S.C. § 1318(a)(4)(B)(i); 40 C.F.R. § 122.41(i)(1); Wat. Code, §§ 13267, 13383);
2. Have access to and copy, at reasonable times, any records that must be kept under the conditions of this Order (33 U.S.C. § 1318(a)(4)(B)(ii); 40 C.F.R. § 122.41(i)(2); Wat. Code, §§ 13267, 13383);
3. Inspect and photograph, at reasonable times, any facilities, equipment (including monitoring and control equipment), practices, or operations regulated or required under this Order (33 U.S.C. § 1318(a)(4)(B)(ii); 40 C.F.R. § 122.41(i)(3); Wat. Code, §§ 13267, 13383); and
4. Sample or monitor, at reasonable times, for the purposes of assuring Order compliance or as otherwise authorized by the CWA or the Water Code, any substances or parameters at any location. (33 U.S.C. § 1318(a)(4)(B); 40 C.F.R. § 122.41(i)(4); Wat. Code, 13267, 13383.)

G. Bypass

1. Definitions

- a. "Bypass" means the intentional diversion of waste streams from any portion of a treatment facility. (40 C.F.R. § 122.41(m)(1)(i).)
- b. "Severe property damage" means substantial physical damage to property, damage to the treatment facilities, which causes them to become inoperable, or substantial and permanent loss of natural resources that can reasonably be expected to occur in the absence of a bypass. Severe property damage does not mean economic loss caused by delays in production. (40 C.F.R. § 122.41(m)(1)(ii).)

2. **Bypass not exceeding limitations.** The Discharger may allow any bypass to occur which does not cause exceedances of effluent limitations, but only if it is for essential maintenance to assure efficient operation. These bypasses are not subject to the provisions listed in Standard Provisions – Permit Compliance I.G.3, I.G.4, and I.G.5 below. (40 C.F.R. § 122.41(m)(2).)

3. **Prohibition of bypass.** Bypass is prohibited, and the Regional Water Board may take enforcement action against a Discharger for bypass, unless (40 C.F.R. § 122.41(m)(4)(i)):

- a. Bypass was unavoidable to prevent loss of life, personal injury, or severe property damage (40 C.F.R. § 122.41(m)(4)(i)(A));
- b. There were no feasible alternatives to the bypass, such as the use of auxiliary treatment facilities, retention of untreated wastes, or maintenance during normal periods of equipment downtime. This condition is not satisfied if adequate back-up equipment

should have been installed in the exercise of reasonable engineering judgment to prevent a bypass that occurred during normal periods of equipment downtime or preventive maintenance (40 C.F.R. § 122.41(m)(4)(i)(B)); and

c. The Discharger submitted notice to the Regional Water Board as required under Standard Provisions – Permit Compliance I.G.5 below. (40 C.F.R. § 122.41(m)(4)(i)(C).)

4. Approval. The Regional Water Board may approve an anticipated bypass, after considering its adverse effects, if the Regional Water Board determines that it will meet the three conditions listed in Standard Provisions—Permit Compliance I.G.3 above. (40 C.F.R. § 122.41(m)(4)(ii).)

5. Notice

a. Anticipated bypass. If the Discharger knows in advance of the need for a bypass, it shall submit prior notice, if possible at least 10 days before the date of the bypass. The notice shall be sent to the Regional Water Board. As of December 21, 2020, a notice shall also be submitted electronically to the initial recipient defined in Standard Provisions – Reporting V.J below. Notices shall comply with 40 C.F.R. part 3, 40 C.F.R. section 122.22, and 40 C.F.R. part 127. (40 C.F.R. § 122.41(m)(3)(i).)

b. Unanticipated bypass. The Discharger shall submit a notice of an unanticipated bypass as required in Standard Provisions - Reporting V.E below (24-hour notice). The notice shall be sent to the Regional Water Board. As of December 21, 2020, a notice shall also be submitted electronically to the initial recipient defined in Standard Provisions – Reporting V.J below. Notices shall comply with 40 C.F.R. part 3, 40 C.F.R. section 122.22, and 40 C.F.R. part 127. (40 C.F.R. § 122.41(m)(3)(ii).)

H. Upset

Upset means an exceptional incident in which there is unintentional and temporary noncompliance with technology based permit effluent limitations because of factors beyond the reasonable control of the Discharger. An upset does not include noncompliance to the extent caused by operational error, improperly designed treatment facilities, inadequate treatment facilities, lack of preventive maintenance, or careless or improper operation. (40 C.F.R. § 122.41(n)(1).)

1. Effect of an upset. An upset constitutes an affirmative defense to an action brought for noncompliance with such technology based permit effluent limitations if the requirements of Standard Provisions – Permit Compliance I.H.2 below are met. No determination made during administrative review of claims that noncompliance was caused by upset, and before an action for noncompliance, is final administrative action subject to judicial review. (40 C.F.R. § 122.41(n)(2).)

2. Conditions necessary for a demonstration of upset. A discharger who wishes to establish the affirmative defense of upset shall demonstrate, through properly signed, contemporaneous operating logs or other relevant evidence that (40 C.F.R. § 122.41(n)(3)):

a. An upset occurred and that the Discharger can identify the cause(s) of the upset (40 C.F.R. § 122.41(n)(3)(i));

high enough that the method detects and quantifies the level of the pollutant or pollutant parameter in the discharge; or

2. The method has the lowest ML of the analytical methods approved under 40 C.F.R. part 136 or required under 40 C.F.R. chapter 1, subchapter N, for the measured pollutant or pollutant parameter.

In the case of pollutants or pollutant parameters for which there are no approved methods under 40 C.F.R. part 136 or otherwise required under 40 C.F.R. chapter 1, subchapter N, monitoring must be conducted according to a test procedure specified in this Order for such pollutants or pollutant parameters. (40 C.F.R. §§ 122.21(e)(3), 122.41(j)(4), 122.44(i)(1)(iv).)

IV. STANDARD PROVISIONS—RECORDS

- A. The Discharger shall retain records of all monitoring information, including all calibration and maintenance records and all original strip chart recordings for continuous monitoring instrumentation, copies of all reports required by this Order, and records of all data used to complete the application for this Order, for a period of at least three (3) years from the date of the sample, measurement, report or application. This period may be extended by request of the Regional Water Board Executive Officer at any time. (40 C.F.R. § 122.41(j)(2).)
- B. Records of monitoring information shall include the following:
 1. The date, exact place, and time of sampling or measurements (40 C.F.R. § 122.41(j)(3)(i));
 2. The individual(s) who performed the sampling or measurements (40 C.F.R. § 122.41(j)(3)(ii));
 3. The date(s) the analyses were performed (40 C.F.R. § 122.41(j)(3)(iii));
 4. The individual(s) who performed the analyses (40 C.F.R. § 122.41(j)(3)(iv));
 5. The analytical techniques or methods used (40 C.F.R. § 122.41(j)(3)(v)); and
 6. The results of such analyses. (40 C.F.R. § 122.41(j)(3)(vi).)
- C. Claims of confidentiality for the following information will be denied (40 C.F.R. § 122.7(b)):
 1. The name and address of any permit applicant or Discharger (40 C.F.R. § 122.7(b)(1)); and
 2. Permit applications and attachments, permits, and effluent data. (40 C.F.R. § 122.7(b)(2).)

V. STANDARD PROVISIONS—REPORTING

A. Duty to Provide Information

The Discharger shall furnish to the Regional Water Board, State Water Board, or U.S. EPA within a reasonable time, any information which the Regional Water Board, State Water Board, or U.S. EPA may request to determine whether cause exists for modifying, revoking and reissuing, or terminating this Order or to determine compliance with this Order. Upon request, the Discharger

shall also furnish to the Regional Water Board, State Water Board, or U.S. EPA copies of records required to be kept by this Order. (40 C.F.R. § 122.41(h); Wat. Code, §§ 13267, 13383.)

B. Signatory and Certification Requirements

1. All applications, reports, or information submitted to the Regional Water Board, State Water Board, and/or U.S. EPA shall be signed and certified in accordance with Standard Provisions—Reporting V.B.2, V.B.3, V.B.4, V.B.5, and V.B.6 below. (40 C.F.R. § 122.41(k).)
2. For a corporation, all permit applications shall be signed by a responsible corporate officer. For the purpose of this section, a responsible corporate officer means: (i) a president, secretary, treasurer, or vice-president of the corporation in charge of a principal business function, or any other person who performs similar policy- or decision-making functions for the corporation, or (ii) the manager of one or more manufacturing, production, or operating facilities, provided, the manager is authorized to make management decisions which govern the operation of the regulated facility including having the explicit or implicit duty of making major capital investment recommendations, and initiating and directing other comprehensive measures to assure long term environmental compliance with environmental laws and regulations; the manager can ensure that the necessary systems are established or actions taken to gather complete and accurate information for permit application requirements; and where authority to sign documents has been assigned or delegated to the manager in accordance with corporate procedures. (40 C.F.R. § 122.22(a)(1).)

For a partnership or sole proprietorship, all permit applications shall be signed by a general partner or the proprietor, respectively. (40 C.F.R. § 122.22(a)(2).)

For a municipality, State, federal, or other public agency, all permit applications shall be signed by either a principal executive officer or ranking elected official. For purposes of this provision, a principal executive officer of a federal agency includes (i) the chief executive officer of the agency, or (ii) a senior executive officer having responsibility for the overall operations of a principal geographic unit of the agency (e.g., Regional Administrators of U.S. EPA). (40 C.F.R. § 122.22(a)(3).)

3. All reports required by this Order and other information requested by the Regional Water Board, State Water Board, or U.S. EPA shall be signed by a person described in Standard Provisions – Reporting V.B.2 above, or by a duly authorized representative of that person. A person is a duly authorized representative only if:
 - a. The authorization is made in writing by a person described in Standard Provisions—Reporting V.B.2 above (40 C.F.R. § 122.22(b)(1));
 - b. The authorization specifies either an individual or a position having responsibility for the overall operation of the regulated facility or activity such as the position of plant manager, operator of a well or a well field, superintendent, position of equivalent responsibility, or an individual or position having overall responsibility for environmental matters for the company. (A duly authorized representative may thus be either a named individual or any individual occupying a named position.) (40 C.F.R. § 122.22(b)(2)); and

- c. The written authorization is submitted to the Regional Water Board and State Water Board. (40 C.F.R. § 122.22(b)(3).)
4. If an authorization under Standard Provisions – Reporting V.B.3 above is no longer accurate because a different individual or position has responsibility for the overall operation of the facility, a new authorization satisfying the requirements of Standard Provisions—Reporting V.B.3 above must be submitted to the Regional Water Board and State Water Board prior to or together with any reports, information, or applications, to be signed by an authorized representative. (40 C.F.R. § 122.22(c).)
5. Any person signing a document under Standard Provisions—Reporting V.B.2 or V.B.3 above shall make the following certification:

“I certify under penalty of law that this document and all attachments were prepared under my direction or supervision in accordance with a system designed to assure that qualified personnel properly gather and evaluate the information submitted. Based on my inquiry of the person or persons who manage the system or those persons directly responsible for gathering the information, the information submitted is, to the best of my knowledge and belief, true, accurate, and complete. I am aware that there are significant penalties for submitting false information, including the possibility of fine and imprisonment for knowing violations.” (40 C.F.R. § 122.22(d).)
6. Any person providing the electronic signature for documents described in Standard Provisions – V.B.1, V.B.2, or V.B.3 that are submitted electronically shall meet all relevant requirements of Standard Provisions – Reporting V.B, and shall ensure that all relevant requirements of 40 C.F.R. part 3 (Cross-Media Electronic Reporting) and 40 C.F.R. part 127 (NPDES Electronic Reporting Requirements) are met for that submission. (40 C.F.R § 122.22(e).)

C. Monitoring Reports

1. Monitoring results shall be reported at the intervals specified in the Monitoring and Reporting Program in this Order. (40 C.F.R. § 122.22(l)(4).)
2. Monitoring results must be reported on a Discharge Monitoring Report (DMR) form or forms provided or specified by the Regional Water Board or State Water Board. As of December 21, 2016, all reports and forms must be submitted electronically to the initial recipient defined in Standard Provisions – Reporting V.J and comply with 40 C.F.R. part 3, 40 C.F.R. section 122.22, and 40 C.F.R. part 127. (40 C.F.R. § 122.41(l)(4)(i).)
3. If the Discharger monitors any pollutant more frequently than required by this Order using test procedures approved under 40 C.F.R. part 136, or another method required for an industry-specific waste stream under 40 C.F.R. chapter 1, subchapter N, the results of such monitoring shall be included in the calculation and reporting of the data submitted in the DMR reporting form specified by the Regional Water Board or State Water Board. (40 C.F.R. § 122.41(l)(4)(ii).)
4. Calculations for all limitations, which require averaging of measurements, shall utilize an arithmetic mean unless otherwise specified in this Order. (40 C.F.R. § 122.41(l)(4)(iii).)

D. Compliance Schedules

Reports of compliance or noncompliance with, or any progress reports on, interim and final requirements contained in any compliance schedule of this Order, shall be submitted no later than 14 days following each schedule date. (40 C.F.R. § 122.41(l)(5).)

E. Twenty-Four Hour Reporting

1. The Discharger shall report any noncompliance that may endanger health or the environment. Any information shall be provided orally within 24 hours from the time the Discharger becomes aware of the circumstances. A written report shall also be provided within five (5) days of the time the Discharger becomes aware of the circumstances. The report shall contain a description of the noncompliance and its cause; the period of noncompliance, including exact dates and times, and if the noncompliance has not been corrected, the anticipated time it is expected to continue; and steps taken or planned to reduce, eliminate, and prevent reoccurrence of the noncompliance.

For noncompliance related to combined sewer overflows, sanitary sewer overflows, or bypass events, these reports must include the data described above (with the exception of time of discovery) as well as the type of event (i.e., combined sewer overflow, sanitary sewer overflow, or bypass event), type of overflow structure (e.g., manhole, combined sewer overflow outfall), discharge volume untreated by the treatment works treating domestic sewage, types of human health and environmental impacts of the event, and whether the noncompliance was related to wet weather.

As of December 21, 2020, all reports related to combined sewer overflows, sanitary sewer overflows, or bypass events must be submitted to the Regional Water Board and must be submitted electronically to the initial recipient defined in Standard Provisions – Reporting V.J. The reports shall comply with 40 C.F.R. part 3, 40 C.F.R. section 122.22, and 40 C.F.R. part 127. The Regional Water Board may also require the Discharger to electronically submit reports not related to combined sewer overflows, sanitary sewer overflows, or bypass events under this section. (40 C.F.R. § 122.41(l)(6)(i).)

2. The following shall be included as information that must be reported within 24 hours:
 - a. Any unanticipated bypass that exceeds any effluent limitation in this Order. (40 C.F.R. § 122.41(l)(6)(ii)(A).)
 - b. Any upset that exceeds any effluent limitation in this Order. (40 C.F.R. § 122.41(l)(6)(ii)(B).)
3. The Regional Water Board may waive the above-required written report under this provision on a case-by-case basis if an oral report has been received within 24 hours. (40 C.F.R. § 122.41(l)(6)(iii).)

F. Planned Changes

The Discharger shall give notice to the Regional Water Board as soon as possible of any planned physical alterations or additions to the permitted facility. Notice is required under this provision only when (40 C.F.R. § 122.41(l)(1)):

1. The alteration or addition to a permitted facility may meet one of the criteria for determining whether a facility is a new source in 40 C.F.R. section 122.29(b) (40 C.F.R. § 122.41(l)(1)(i)); or
2. The alteration or addition could significantly change the nature or increase the quantity of pollutants discharged. This notification applies to pollutants that are not subject to effluent limitations in this Order. (Alternatively, for an existing manufacturing, commercial, mining, or silvicultural discharge as referenced in 40 C.F.R. section 122.42(a), this notification applies to pollutants that are subject neither to effluent limitations in this Order nor to notification requirements under 40 C.F.R. section 122.42(a)(1) (see Additional Provisions—Notification Levels VII.A.1).) (40 C.F.R. § 122.41(l)(1)(ii).)

G. Anticipated Noncompliance

The Discharger shall give advance notice to the Regional Water Board or State Water Board of any planned changes in the permitted facility or activity that may result in noncompliance with this Order's requirements. (40 C.F.R. § 122.41(l)(2).)

H. Other Noncompliance

The Discharger shall report all instances of noncompliance not reported under Standard Provisions—Reporting V.C, V.D, and V.E above at the time monitoring reports are submitted. The reports shall contain the information listed in Standard Provision—Reporting V.E above. For noncompliance related to combined sewer overflows, sanitary sewer overflows, or bypass events, these reports shall contain the information described in Standard Provision – Reporting V.E and the applicable required data in appendix A to 40 C.F.R. part 127. The Regional Water Board may also require the Discharger to electronically submit reports not related to combined sewer overflows, sanitary sewer overflows, or bypass events under this section. (40 C.F.R. § 122.41(l)(7).)

I. Other Information

When the Discharger becomes aware that it failed to submit any relevant facts in a permit application, or submitted incorrect information in a permit application or in any report to the Regional Water Board, State Water Board, or U.S. EPA, the Discharger shall promptly submit such facts or information. (40 C.F.R. § 122.41(l)(8).)

J. Initial Recipient for Electronic Reporting Data

The owner, operator, or duly authorized representative is required to electronically submit NPDES information specified in appendix A to 40 C.F.R. part 127 to the initial recipient defined in 40 C.F.R. section 127.2(b). U.S. EPA will identify and publish the list of initial recipients on its website and in the Federal Register, by state and by NPDES data group [see 40 C.F.R. § 127.2(c)]. U.S. EPA will update and maintain this list. (40 C.F.R. § 122.41(l)(9).)

VI. STANDARD PROVISIONS—ENFORCEMENT

- A. The Regional Water Board is authorized to enforce the terms of this Order under several provisions of the Water Code, including, but not limited to, sections 13268, 13350, 13385, 13386, and 13387.

VII. ADDITIONAL PROVISIONS—NOTIFICATION LEVELS

A. Non-Municipal Facilities

Existing manufacturing, commercial, mining, and silvicultural dischargers shall notify the Regional Water Board as soon as they know or have reason to believe (40 C.F.R. § 122.42(a)):

1. That any activity has occurred or will occur that would result in the discharge, on a routine or frequent basis, of any toxic pollutant that is not limited in this Order, if that discharge will exceed the highest of the following “notification levels” (40 C.F.R. § 122.42(a)(1)):
 - a. 100 micrograms per liter ($\mu\text{g/L}$) (40 C.F.R. § 122.42(a)(1)(i));
 - b. 200 $\mu\text{g/L}$ for acrolein and acrylonitrile; 500 $\mu\text{g/L}$ for 2,4-dinitrophenol and 2-methyl-4,6-dinitrophenol; and 1 milligram per liter (mg/L) for antimony (40 C.F.R. § 122.42(a)(1)(ii));
 - c. Five (5) times the maximum concentration value reported for that pollutant in the Report of Waste Discharge (40 C.F.R. § 122.42(a)(1)(iii)); or
 - d. The level established by the Regional Water Board in accordance with section 122.44(f). (40 C.F.R. § 122.42(a)(1)(iv).)
2. That any activity has occurred or will occur that would result in the discharge, on a non-routine or infrequent basis, of any toxic pollutant that is not limited in this Order, if that discharge will exceed the highest of the following “notification levels” (40 C.F.R. § 122.42(a)(2)):
 - a. 500 micrograms per liter ($\mu\text{g/L}$) (40 C.F.R. § 122.42(a)(2)(i));
 - b. 1 milligram per liter (mg/L) for antimony (40 C.F.R. § 122.42(a)(2)(ii));
 - c. Ten (10) times the maximum concentration value reported for that pollutant in the Report of Waste Discharge (40 C.F.R. § 122.42(a)(2)(iii)); or
 - d. The level established by the Regional Water Board in accordance with section 122.44(f). (40 C.F.R. § 122.42(a)(2)(iv).)

B. Publicly-Owned Treatment Works (POTWs)

All POTWs shall provide adequate notice to the Regional Water Board of the following (40 C.F.R. § 122.42(b)):

1. Any new introduction of pollutants into the POTW from an indirect discharger that would be subject to CWA sections 301 or 306 if it were directly discharging those pollutants (40 C.F.R. § 122.42(b)(1)); and
2. Any substantial change in the volume or character of pollutants being introduced into that POTW by a source introducing pollutants into the POTW at the time of adoption of this Order. (40 C.F.R. § 122.42(b)(2).)

3. Adequate notice shall include information on the quality and quantity of effluent introduced into the POTW as well as any anticipated impact of the change on the quantity or quality of effluent to be discharged from the POTW. (40 C.F.R. § 122.42(b)(3).)

ATTACHMENT E – MONITORING AND REPORTING PROGRAM (MRP)

Contents

I.	General Monitoring Provisions.....	E-2
II.	Monitoring Locations.....	E-2
III.	Influent Monitoring Requirements	E-3
IV.	Effluent Monitoring Requirements	E-4
V.	Toxicity Testing Requirements.....	E-7
	A. Acute Toxicity	E-7
	B. Chronic Toxicity.....	E-8
VI.	Receiving Water Monitoring Requirements	E-11
VII.	Reporting Requirements	E-11
	A. General Monitoring and Reporting Requirements	E-11
	B. Self-Monitoring Reports (SMRs).....	E-11
	C. Discharge Monitoring Reports (DMRs).....	E-14

Tables

Table E-1.	Monitoring Locations.....	E-2
Table E-2.	Influent Monitoring.....	E-3
Table E-3.	Effluent Monitoring	E-4
Table E-4.	Stormwater Monitoring.....	E-6
Table E-5.	CIWQS Reporting.....	E-12
Table E-6.	Monitoring Periods	E-13

ATTACHMENT E – MONITORING AND REPORTING PROGRAM (MRP)

Clean Water Act section 308 and 40 C.F.R. sections 122.41(h), 122.41(j)-(l), 122.44(i), and 122.48 require that all NPDES permits specify monitoring and reporting requirements. Water Code sections 13267 and 13383 also authorize the Regional Water Board to establish monitoring, inspection, entry, reporting, and recordkeeping requirements. This MRP establishes monitoring, reporting, and recordkeeping requirements that implement federal and State laws and regulations.

I. GENERAL MONITORING PROVISIONS

- A. The Discharger shall comply with this MRP. The Executive Officer may amend this MRP pursuant to 40 C.F.R. sections 122.62, 122.63, and 124.5. If any discrepancies exist between this MRP and the “Regional Standard Provisions, and Monitoring and Reporting Requirements (Supplement to Attachment D) for NPDES Wastewater Discharge Permits” (Attachment G) or “Stormwater Provisions, Monitoring, and Reporting Requirements” (Attachment S), this MRP shall prevail.
- B. The Discharger shall conduct all monitoring in accordance with Attachment D section III as supplemented by Attachment G. Equivalent test methods must be more sensitive than those specified in 40 C.F.R. section 136 and must be specified in this permit.
- C. The Discharger shall ensure that results of the Discharge Monitoring Report-Quality Assurance (DMR-QA) Study or most recent Water Pollution Performance Evaluation Study are submitted annually to the State Water Board at the following address:

State Water Resources Control Board
 Quality Assurance Program Officer
 Office of Information Management and Analysis
 1001 I Street, Sacramento, CA 95814
- D. The Discharger shall implement a Quality Assurance-Quality Control Program for any onsite field tests (e.g., turbidity, pH, temperature, dissolved oxygen, conductivity, disinfectant residual) analyzed by a noncertified laboratory. The Discharger shall keep a manual onsite containing the steps followed in this program and must demonstrate sufficient capability to adequately perform these field tests (e.g., qualified and trained employees, properly calibrated and maintained field instruments). The program shall conform to U.S. EPA guidelines or other approved procedures.

II. MONITORING LOCATIONS

The Discharger shall establish the following monitoring locations to demonstrate compliance with the effluent limitations, discharge specifications, and other requirements in this Order:

Table E-1. Monitoring Locations

Sampling Location Type	Monitoring Location Name	Monitoring Location Description
Influent	INF-001-San	A point in the Sanitary Plant upstream of the influent flow equalization basins at which all waste tributary to the treatment system is present.
Influent	INF-001-Ind	A point in the Industrial Plant headworks where all waste tributary to the treatment system is present, preceding any phase of treatment and any plant recirculation or other side streams.

Sampling Location Type	Monitoring Location Name	Monitoring Location Description
Effluent	EFF-001-San	A point following all treatment from the Sanitary Plant, after disinfection and prior to combining with effluent from the Industrial Plant. This point may be before disinfection for toxicity tests. ^[1]
Effluent	EFF-001-Ind	A point following all treatment from the Industrial Plant, after disinfection and prior to combining with effluent from the Sanitary Plant. This point may be before disinfection for toxicity tests. ^[1]
Effluent	EFF-001	A point following all treatment, at which all treated effluent from the Sanitary Plant and Industrial Plant is present but prior to commingling with other flows to the North Bayside System Unit (NBSU) shared use forcemain. This point may be before disinfection for toxicity tests. ^[1]
Effluent	EFF-002	A point following all treatment, including dechlorination, at which all waste tributary to Discharge Point No. 002 is present but prior to discharge.
Effluent	REC-001	A point following all treatment, including disinfection, at which all effluent leaving the treatment plant for recycled water use, and thus not discharged at Discharge Point No. 002, is present.
Stormwater	EFF-003	The point of discharge from Pump Station No. 1-D.
Stormwater	EFF-004	The point of discharge from Pump Station No. 2 and 2-A.
Stormwater	EFF-005	The point of discharge from Pump Station No. 1-A.
Stormwater	EFF-006	The point of discharge from Pump Station No. 1-B.
Stormwater	EFF-007	The point of discharge from Pump Station No. 1-C.
Stormwater	EFF-008	The point of discharge from Pump Station No. 17.
Stormwater	EFF-009	The point of discharge from Pump Station No. 18.
Stormwater	EFF-010	The point of discharge from North Access Road.
Stormwater	EFF-013	The point of discharge from Pump Station No. 6.

Footnote:

^[1] For toxicity tests, samples may be collected prior to disinfection. Toxicity tests may use samples from Monitoring Location EFF-001, or a combination of prechlorinated effluent flows from Monitoring Locations EFF-001-San and EFF-001-Ind, mixed in proportion to the flows from the two plants.

III. INFLUENT MONITORING REQUIREMENTS

The Discharger shall monitor treatment plant influent at Monitoring Locations INF-001-San and INF-001-Ind as follows:

Table E-2. Influent Monitoring

Parameter	Units	Sample Type	Minimum Sampling Frequency	Monitoring Location
Flow ^[1]	MG/MGD	Continuous	Continuous/D	INF-001-San INF-001-Ind
Carbonaceous Biochemical Oxygen Demand (5-day @ 20°C) (CBOD ₅) ^[2]	mg/L	C-24	3/Week	INF-001-San
Total Suspended Solids (TSS) ^[2]	mg/L	C-24	3/Week	INF-001-San
Cyanide, Total ^[3]	µg/L	Grab	2/Year	INF-001-San INF-001-Ind

Abbreviations:

- MG = million gallons
- MGD = million gallons per day
- mg/L = milligrams per liter
- µg/L = micrograms per liter

Sampling Types and Frequencies:

- C-24 = 24-hour composite sample
- Grab = grab sample
- Continuous = measured continuously
- Continuous/D = measured continuously, and recorded and reported daily
- 3/Week = three times per week
- 2/Week = twice per week
- 1/Week = once per week
- 2/Year = twice per year

Footnotes:

- [1] The following flow information shall be reported in monthly self-monitoring reports:
 - Daily average flow (MGD)
 - Total monthly flow volume (MG)
- [2] CBOD₅ and TSS samples at Monitoring Location INF-001-San shall be collected concurrently with effluent samples at Monitoring Location EFF-001-San.
- [3] The Discharger may, at its option, analyze for cyanide as weak acid dissociable cyanide using protocols specified in Standard Method Part 4500-CN-I, U.S. EPA Method OI 1677, or an equivalent method in the latest Standard Method edition.

IV. EFFLUENT MONITORING REQUIREMENTS

A. Sanitary Plant and Industrial Plant. The Discharger shall monitor treatment plant effluent at Monitoring Locations EFF-001-San, EFF-001-Ind, EFF-001, and EFF-002 as follows:

Table E-3. Effluent Monitoring

Parameter	Units	Sample Type	Minimum Sampling Frequency	Monitoring Location
Flow ^[1]	MG/MGD	Continuous	Continuous/D	EFF-001-San EFF-001-Ind EFF-001
CBOD ₅ ^[2]	mg/L	C-24	3/Week	EFF-001-San
Biochemical Oxygen Demand (5-day @ 20°C) BOD ₅	mg/L	C-24	1/Week ^[3]	EFF-001-Ind
TSS ^[2]	mg/L	C-24	3/Week	EFF-001-San
			1/Week ^[3]	EFF-001-Ind
Oil and Grease	mg/L	Grab	2/Month	EFF-001-San EFF-001-Ind
pH ^[4]	s.u.	Grab	2/Week	EFF-001-San EFF-001-Ind
Chlorine, Total Residual ^[5]	mg/L	Continuous or Grab	1/Hour	EFF-002
Ammonia, Total	mg/L as N	C-24	1/Month	EFF-001
Copper, Total Recoverable	µg/L	C-24	1/Month	EFF-001
Cyanide, Total ^[6]	µg/L	Grab	1/Month	EFF-001 ^[7]
Dioxin-TEQ	µg/L	Grab	2/Year	EFF-001
Fecal Coliform Bacteria	MPN/100 mL ^[8]	Grab	2/Week	EFF-001
Enterococcus Bacteria	MPN/100 mL ^[8]	Grab	1/Month	EFF-001
Acute Toxicity ^[9]	% survival	Continuous	1/Month	EFF-001 ^[10]
Chronic Toxicity ^[11]	TU _c	C-24	2/Year	EFF-001 ^[10]
Priority Pollutants ^[12]	µg/L	Grab	1/Year	EFF-001

Abbreviations:

- MG = million gallons
- MGD = million gallons per day
- mg/L = milligrams per liter

mg/L as N	= milligrams per liter as nitrogen
µg/L	= micrograms per liter
s.u.	= standard units
MPN/100 mL	= most probable number per 100 milliliters
%	= percent
TU _c	= chronic toxicity units

Sampling Types and Frequencies:

C-24	= 24-hour composite sample
Grab	= grab sample
Continuous	= measured continuously
Continuous/D	= measured continuously, and recorded and reported daily
1/Hour	= once per hour
3/Week	= three times per week
2/Week	= twice per week
1/Week	= once per week
2/Month	= twice per month
1/Month	= once per month
2/Year	= twice per year

Footnotes:

- [1] The following flow information shall be reported in monthly self-monitoring reports:
 - Daily average flow (MGD)
 - Total monthly flow volume (MG)
- [2] CBOD₅ and TSS effluent samples at Monitoring Location EFF-001-San shall be collected concurrently with influent samples at Monitoring Location INF-001-San. CBOD₅ and TSS percent removal at the Sanitary Plant shall be reported for each calendar month in accordance with section IV.B of this Order.
- [3] If the Discharger uses firefighting foam that could be discharged to the Industrial Plant, or if any incidental sanitary wastewater contacts industrial wastewater influent (i.e., if a sanitary sewer overflow enters the stormwater collection system and the entire volume is not recovered), it shall monitor BOD₅ and TSS on days when the effluent could be affected.
- [4] If pH is monitored continuously, the minimum and maximum for each day shall be reported in self-monitoring reports.
- [5] Effluent residual chlorine concentrations shall be monitored continuously or, at a minimum, every hour. The Discharger shall describe all excursions of the chlorine limit in the transmittal letter of self-monitoring reports as required by Attachment G section V.C.1.a. If monitoring continuously, the Discharger shall report through data upload to CIWQS, from discrete readings of the continuous monitoring every hour on the hour, the maximum for each day and any other discrete hourly reading that exceed the effluent limit, and, for the purpose of mandatory minimum penalties required by Water Code section 13385(i), compliance shall be based only on these discrete readings. The Discharger shall retain continuous monitoring readings for at least three years. The Regional Water Board reserves the right to use all continuous monitoring data for discretionary enforcement.

The Discharger may elect to use a continuous on-line monitoring system for measuring or determining that residual dechlorinating agent is present. This monitoring system may be used to prove that anomalous residual chlorine exceedances measured by on-line chlorine analyzers are false positives and are not valid total residual chlorine detections because it is chemically improbable to have chlorine present in the presence of sodium bisulfite. If Regional Water Board staff finds convincing evidence that chlorine residual exceedances are false positives, the exceedances are not violations of this Order's total chlorine residual limit.
- [6] The Discharger may, at its option, analyze for cyanide as weak acid dissociable cyanide using protocols specified in Standard Method Part 4500-CN-I, U.S. EPA Method OI 1677, or an equivalent method in the latest Standard Method edition.
- [7] As an alternative, the Discharger may collect cyanide samples at Monitoring Location EFF-002. If so, the Discharger shall indicate that in its self-monitoring reports.
- [8] Results may be reported as Colony Forming Units (CFU)/100 mL if the laboratory method used provides results in CFU/100 mL.
- [9] Acute toxicity tests shall be performed in accordance with MRP section V.A.
- [10] For toxicity tests, samples may be collected prior to disinfection. Toxicity tests may use a combination of prechlorinated effluent flows from Monitoring Locations EFF-001-San and EFF-001-Ind, mixed in proportion to the flows from the two plants.
- [11] Chronic toxicity tests shall be performed in accordance with MRP section V.B.
- [12] The Discharger shall monitor for the pollutants listed in Attachment G, Table B.

B. Stormwater. The Discharger shall monitor stormwater discharges at Monitoring Locations EFF-003 through EFF-010, and EFF-013, as follows:

Table E-4. Stormwater Monitoring

Parameter	Units	Sample Type	Minimum Sampling Frequency
Flow ^[1]	MG/MGD	Estimate ^[2]	2/Year ^[3]
BOD ₅	mg/L	Grab	2/Year ^[3]
TSS	mg/L	Grab	2/Year ^[3]
Total Organic Carbon (TOC)	mg/L	Grab	2/Year ^[3]
Oil and Grease	mg/L	Grab	2/Year ^[3]
pH	s.u.	Grab	2/Year ^[3]
Specific Conductance	µmhos/cm	Grab	2/Year ^[3]
Cadmium, Total Recoverable	µg/L	Grab	2/Year ^[3]
Copper, Total Recoverable	µg/L	Grab	2/Year ^[3]
Lead, Total Recoverable	µg/L	Grab	2/Year ^[3]
Mercury, Total Recoverable ^[4]	µg/L	Grab	2/Year ^[3]
Nickel, Total Recoverable	µg/L	Grab	2/Year ^[3]
Zinc, Total Recoverable	µg/L	Grab	2/Year ^[3]
Fecal Coliform Bacteria	MPN/100 mL ^[5]	Grab	2/Year ^[3]
Visual Observations ^[6]	--	Visual	2/Year ^[3]

Abbreviations:

- MG = million gallons
- MGD = million gallons per day
- mg/L = milligrams per liter
- µg/L = micrograms per liter
- s.u. = standard units
- µmhos/cm = micromhos per centimeter
- MPN/100 mL = most probable number per 100 milliliters

Sampling Type and Frequency:

- Grab = grab sample
- 2/Year = twice per year

Footnotes:

- ^[1] The following flow information shall be reported in monthly self-monitoring reports:
 - Daily average flow (MGD)
 - Total monthly flow volume (MG)
- ^[2] The Discharger may report a reasonable estimate of the flow, rather than an exact measurement. The flow shall be the estimated total volume of stormwater discharge from each monitoring location for the storm sampled. Estimates shall be determined from the amount of rainfall and the area of drainage multiplied by a drainage factor. The areas and drainage factors shall be identified in the stormwater pollution prevention plan.
- ^[3] The Discharger shall collect samples during the first major storm in the rainy season and once again during another storm event in the rainy season.
- ^[4] The Discharger shall use ultra-clean sampling (U.S. EPA Method 1669) and ultra-clean analytical methods (U.S. EPA Method 1631) for mercury monitoring.
- ^[5] Results may be reported as Colony Forming Units (CFU)/100 mL if the laboratory method used provides results in CFU/100 mL.
- ^[6] Visual observations are specified in Attachment S section II.A.

C. Recycled Water. The Discharger shall monitor treatment plant effluent flow at Monitoring Location REC-001 and report the following information in its self-monitoring reports:

- daily average flow (MGD)
- total monthly flow volume (MG)

V. TOXICITY TESTING REQUIREMENTS

A. Acute Toxicity

1. Compliance with the acute toxicity effluent limitations shall be evaluated by measuring survival of test organisms exposed to 96-hour continuous flow-through bioassays using effluent. Effluent may be collected from Monitoring Location EFF-001 or may be collected from Monitoring Locations EFF-001-San and EFF-001-Ind, and combined flow-weighted. Effluent samples may be before disinfection for toxicity tests.
2. Test organisms shall be fathead minnow (*Pimephales promelas*). Alternatively, the Executive Officer may specify a more sensitive organism or, if testing a particular organism proves unworkable, the most sensitive organism available.
3. All bioassays shall be performed according to the most up-to-date protocols in 40 C.F.R. part 136, currently *Methods for Measuring the Acute Toxicity of Effluents and Receiving Water to Freshwater and Marine Organisms*, 5th Edition (EPA-821-R-02-012). If these protocols prove unworkable, the Executive Officer and the Environmental Laboratory Accreditation Program may grant exceptions in writing upon the Discharger's request with justification.
4. If the Discharger demonstrates that specific identifiable substances in the discharge are rapidly rendered harmless upon discharge to the receiving water, compliance with the acute toxicity limit may be determined after test samples are adjusted to remove the influence of those substances. Written acknowledgement that the Executive Officer concurs with the Discharger's demonstration and that the adjustment will not remove the influence of other substances must be obtained prior to any such adjustment. The Discharger may adjust the pH of acute toxicity samples prior to performing bioassays to minimize ammonia toxicity interference.
5. Bioassay water monitoring shall include, on a daily basis, pH, dissolved oxygen, ammonia (if toxicity is observed), temperature, hardness, and alkalinity. These results shall be reported. If final or intermediate results of an acute bioassay test indicate a violation or threatened violation (e.g., the percentage of surviving test organisms is less than 70 percent), the Discharger shall initiate a new test as soon as practical and shall investigate the cause of the mortalities and report its findings in the next self-monitoring report. The Discharger shall repeat the test until a test fish survival rate of 90 percent or greater is observed. If the control fish survival rate is less than 90 percent, the bioassay test shall be restarted with new fish and shall continue as soon as practical until an acceptable test is completed (i.e., control fish survival rate is 90 percent or greater).

B. Chronic Toxicity

1. Monitoring Requirements

- a. **Sampling.** The Discharger shall collect 24-hour composite samples of effluent for critical life stage toxicity testing as indicated below. Effluent may be collected from Monitoring Location EFF-001 or may be collected from Monitoring Locations EFF-001-San and EFF-001-Ind, and combined flow-weighted. Effluent samples may be before disinfection for toxicity tests. For toxicity tests requiring renewals, the Discharger shall collect 24-hour composite samples on consecutive or alternating days.
- b. **Test Species.** The test species shall be purple sea urchin (*Strongylocentrotus purpuratus*) or sand dollar (*Dendraster excentricus*), depending on the spawning season, unless a more sensitive species is identified. If using these species proves unworkable, the Executive Officer may specify a different species in writing upon the Discharger's request with justification.

The Discharger shall conduct a screening chronic toxicity test as described in Appendix E-1, or as described in applicable State Water Board plan provisions that become effective after adoption of this Order, following any significant change in the nature of the effluent. If there is no significant change in the nature of the effluent, the Discharger shall conduct a screening test and submit the results with its application for permit reissuance. Upon completion of the chronic toxicity screening, the Discharger shall use the most sensitive species to conduct subsequent monitoring.

- c. **Frequency.** Chronic toxicity monitoring shall be as specified below:
 - i. The Discharger shall monitor routinely twice per year.
 - ii. The Discharger shall accelerate monitoring to monthly after exceeding a single-sample maximum of 10 TU_c. Based on the TU_c results, the Executive Officer may specify a different frequency for accelerated monitoring to ensure that accelerated monitoring provides useful information.
 - iii. The Discharger shall return to routine monitoring if accelerated monitoring does not exceed the trigger in ii, above.
 - iv. If accelerated monitoring confirms consistent toxicity in excess of the trigger in ii, above, the Discharger shall continue accelerated monitoring and initiate toxicity reduction evaluation (TRE) procedures in accordance with section V.B.3, below.
 - v. The Discharger shall return to routine monitoring after implementing appropriate elements of the TRE, and either the toxicity drops below the trigger in ii, above, or, based on the TRE results, the Executive Officer determines that accelerated monitoring would no longer provide useful information.
 - vi. Monitoring conducted pursuant to a TRE shall satisfy the requirements for routine and accelerated monitoring while the TRE is underway.

- d. Methodology.** Sample collection, handling, and preservation shall be in accordance with U.S. EPA protocols. Bioassays shall be conducted in compliance with the most recently promulgated test methods, as shown in Appendix E-2. These are *Short Term Methods for Estimating the Chronic Toxicity of Effluents and Receiving Waters to West Coast Marine and Estuarine Organisms*, currently first edition (EPA/600/R-95-136), *Short-Term Methods for Estimating the Chronic Toxicity of Effluents and Receiving Waters to Marine and Estuarine Organisms*, currently third edition (EPA-821-R-02-014) and *Short-Term Methods for Estimating the Chronic Toxicity of Effluents and Receiving Waters to Freshwater Organisms*, currently fourth edition (EPA-821-R2-02-013). If these protocols prove unworkable, the Executive Officer and the Environmental Laboratory Accreditation Program may grant exceptions in writing upon the Discharger's request with justification.

If the Discharger demonstrates that specific identifiable substances in the discharge are rapidly rendered harmless upon discharge to the receiving water, compliance with the chronic toxicity limit may be determined after test samples are adjusted to remove the influence of those substances. The adjustment shall not remove the influence of other substances. Written acknowledgement that the Executive Officer concurs with the Discharger's demonstration must be obtained prior to any such adjustment.

- e. Dilution Series.** The Discharger shall conduct tests at 40%, 20%, 10%, 5%, and 2.5%. The "%" represents percent effluent as discharged. Test sample pH may be controlled to the level of the effluent sample as received prior to being salted up.

2. Reporting Requirements

The Discharger shall provide toxicity test results with self-monitoring reports and shall include the following, at a minimum, for each test:

- a. Sample data
- b. Test initiation date
- c. Test species
- d. End point values for each dilution (e.g., number of young, growth rate, percent survival)
- e. No Observable Effect Level (NOEL) values in percent effluent. The NOEL shall equal the IC₂₅ or EC₂₅ (see MRP Appendix E-1). If the IC₂₅ or EC₂₅ cannot be statistically determined, the NOEL shall equal the No Observable Effect Concentration (NOEC) derived using hypothesis testing. The NOEC is the maximum percent effluent concentration that causes no observable effect on test organisms based on a critical life stage toxicity test.
- f. IC₁₅, IC₂₅, IC₄₀, and IC₅₀ values (or EC₁₅, EC₂₅, EC₄₀, and EC₅₀) as percent effluent
- g. TU_c values (100/NOEL and upper and lower confidence intervals)
- h. Mean percent mortality (\pm s.d.) after 96 hours in 100% effluent (if applicable)
- i. IC₅₀ or EC₅₀ values for reference toxicant tests

- j. Available water quality measurements for each test (e.g., pH, dissolved oxygen, temperature, conductivity, hardness, salinity, ammonia)

3. Toxicity Reduction Evaluation (TRE)

- a. The Discharger shall prepare a generic TRE work plan within 90 days of the effective date of this Order to be ready to respond to toxicity events. The Discharger shall review and update the work plan as necessary so that it remains current and applicable to the discharge and discharge facilities.
- b. Within 30 days of exceeding the chronic toxicity trigger in section V.B.1.c.ii, above, the Discharger shall submit a TRE work plan, which shall be the generic work plan revised as appropriate for this toxicity event after consideration of available discharge data.
- c. Within 30 days of completing an accelerated monitoring test observed to exceed the trigger in section V.B.1.c.ii, above, the Discharger shall initiate a TRE in accordance with a TRE work plan that incorporates any and all Executive Officer comments.
- d. The TRE shall be specific to the discharge and be in accordance with current technical guidance and reference materials, including U.S. EPA guidance materials. The Discharger shall conduct the TRE as a tiered evaluation as summarized below:
 - i. Tier 1 shall consist of basic data collection (routine and accelerated monitoring).
 - ii. Tier 2 shall consist of evaluation of treatment process, including operational practices and in-plant process chemicals.
 - iii. Tier 3 shall consist of a toxicity identification evaluation (TIE).
 - iv. Tier 4 shall consist of a toxicity source evaluation.
 - v. Tier 5 shall consist of a toxicity control evaluation, including options for modifications of in-plant treatment processes.
 - vi. Tier 6 shall consist of implementation of selected toxicity control measures, and follow-up monitoring and confirmation of implementation success.
- e. The Discharger may end the TRE at any stage if monitoring finds there is no longer consistent toxicity (i.e., compliance with the trigger in section V.B.1.c.ii).
- f. The objective of the TIE shall be to identify the substance or combination of substances causing the observed toxicity. The Discharger shall employ all reasonable efforts using currently available TIE methodologies.
- g. As toxic substances are identified or characterized, the Discharger shall continue the TRE by determining the sources and evaluating alternative strategies for reducing or eliminating the toxic substances from the discharge. The Discharger shall take all reasonable steps to reduce toxicity to levels below the chronic toxicity trigger.
- h. Many recommended TRE elements parallel required or recommended efforts related to source control, pollution prevention, and stormwater control programs. TRE efforts

should be coordinated with such efforts. To prevent duplication of efforts, evidence of complying with requirements or recommended efforts of such programs may be acceptable to demonstrate compliance with TRE requirements.

VI. RECEIVING WATER MONITORING REQUIREMENTS

The Discharger shall continue to participate in the Regional Monitoring Program, which collects data on pollutants and toxicity in San Francisco Bay water, sediment, and biota.

VII. REPORTING REQUIREMENTS

A. General Monitoring and Reporting Requirements

The Discharger shall comply with all Standard Provisions (Attachments D, G, and S) related to monitoring, reporting, and recordkeeping.

B. Self-Monitoring Reports (SMRs)

1. **SMR Format.** The Discharger shall electronically submit SMRs using the State Water Board's California Integrated Water Quality System (CIWQS) website at http://www.waterboards.ca.gov/water_issues/programs/ciwqs. The CIWQS website will provide additional information for SMR submittal in the event of a planned service interruption for electronic submittal.
2. **SMR Due Dates and Contents.** The Discharger shall submit SMRs by the due dates, and with the contents, specified below:
 - a. **Monthly SMRs.** Monthly SMRs shall be due 30 days after the end of each calendar month, covering that calendar month. The monthly SMR shall contain the applicable items described in sections V.B and V.C of both Attachments D and G of this Order. See Provision VI.C.2 (Effluent Characterization Study and Report) of this Order for information that must also be reported with monthly SMRs.

Monthly SMRs shall include all new monitoring results obtained since the last SMR was submitted. If the Discharger monitors any pollutant more frequently than required by this Order, the Discharger shall include the results of such monitoring in the calculations and reporting for the SMR.
 - b. **Annual SMR.** Annual SMRs shall be due February 1 each year, covering the previous calendar year. The annual SMR shall contain the items described in Attachment G section V.C.1.f. See also Provisions VI.C.2 (Effluent Characterization Study and Report) and VI.C.5.g (Deicing Operations) of this Order for requirements to submit reports with the annual SMR.
3. **Specifications for Submitting SMRs to CIWQS.** The Discharger shall submit analytical results and other information using one of the following methods:

Table E-5. CIWQS Reporting

Parameter	Method of Reporting	
	EDF/CDF data upload or manual entry	Attached File
All parameters identified in influent, effluent, and receiving water monitoring tables (except Dissolved Oxygen and Temperature)	Required for all results	
Dissolved Oxygen Temperature	Required for monthly maximum and minimum results only ^[1]	Discharger may use this method for all results or keep records
Antimony Arsenic Beryllium Cadmium Chromium Copper Cyanide Lead Mercury Nickel Selenium	Silver Thallium Zinc Dioxins & Furans (by U.S. EPA Method 1613) Other Pollutants (by U.S. EPA Methods 601, 602, 608, 610, 614, 624, and 625)	Required for all results ^[2]
Volume and Duration of Blended Discharge ^[3]	Required for all blended effluent discharges	
Analytical Method	Not required (Discharger may select “data unavailable”) ^[1]	
Collection Time Analysis Time	Not required (Discharger may select “0:00”) ^[1]	

Footnotes:

- ^[1] The Discharger shall continue to monitor at the minimum frequency specified in this MRP, keep records of the measurements, and make the records available upon request.
- ^[2] These parameters require EDF/CDF data upload or manual entry regardless of whether monitoring is required by this MRP or other provisions of this Order (except for biosolids, sludge, or ash provisions).
- ^[3] The requirement for volume and duration of blended discharge applies only if this Order authorizes the Discharger to discharge blended effluent.

The Discharger shall arrange all reported data in a tabular format and summarize data to clearly illustrate whether the Facility is operating in compliance with effluent limitations. The Discharger is not required to duplicate the submittal of data entered in a tabular format within CIWQS. When electronic submittal of data is required and CIWQS does not provide for entry into a tabular format, the Discharger shall electronically submit the data in a tabular format as an attachment.

4. Monitoring Periods. Monitoring periods for all required monitoring shall be as set forth below unless otherwise specified:

Table E-6. Monitoring Periods

Sampling Frequency	Monitoring Period Begins On...	Monitoring Period
Continuous/D	Order effective date	All times
1/Hour	Order effective date	Every hour on the hour
1/Day	Order effective date	Any 24-hour period that reasonably represents a calendar day for sampling purposes (e.g., beginning at midnight and continuing through 11:59 p.m.)
3/Week 2/Week 1/Week	First Sunday following or on Order effective date	Sunday through Saturday
2/Month 1/Month	First day of calendar month following or on Order effective date	First day of calendar month through last day of calendar month
1/Year	Closest January 1 before or after Order effective date ^[1]	January 1 through December 31
2/Year	Closest January 1 or July 1 before or after Order effective date ^[1]	January 1 through June 30 July 1 through December 31
Once	Order effective date	Once during the permit term within 12 months prior to applying for permit reissuance

Footnote:

^[1] Monitoring performed during the previous order term may be used to satisfy monitoring required by this Order.

5. RL and MDL Reporting. The Discharger shall report with each sample result the Reporting Level (RL) and Method Detection Limit (MDL) as determined by the procedure in 40 C.F.R. part 136. The Discharger shall report the results of analytical determinations for the presence of chemical constituents in a sample using the following reporting protocols:

- a. Sample results greater than or equal to the RL shall be reported as measured by the laboratory (i.e., the measured chemical concentration in the sample).
- b. Sample results less than the RL, but greater than or equal to the laboratory’s MDL, shall be reported as “Detected, but Not Quantified,” or DNQ. The estimated chemical concentration of the sample shall also be reported.

For purposes of data collection, the laboratory shall write the estimated chemical concentration next to DNQ. The laboratory may, if such information is available, include numerical estimates of the data quality for the reported result. Numerical estimates of data quality may be percent accuracy (+/- a percentage of the reported value), numerical ranges (low to high), or any other means the laboratory considers appropriate.

- c. Sample results less than the laboratory’s MDL shall be reported as “Not Detected”, or ND.
- d. The Discharger shall instruct laboratories to establish calibration standards so that the minimum level (ML) value (or its equivalent if there is differential treatment of samples relative to calibration standards) is the lowest calibration standard. At no time is the Discharger to use analytical data derived from extrapolation beyond the lowest point of the calibration curve.

- 6. Compliance Determination.** Compliance with effluent limitations for priority pollutants shall be determined using sample reporting protocols defined above and in the Fact Sheet and Attachments A, D, and G. For purposes of reporting and administrative enforcement by the Regional Water Board and State Water Board, the Discharger shall be deemed out of compliance with effluent limitations if the concentration of the priority pollutant in the monitoring sample is greater than the effluent limitation and greater than or equal to the RL.

C. Discharge Monitoring Reports (DMRs)

DMRs are U.S. EPA reporting requirements. The Discharger shall electronically certify and submit DMRs together with SMRs using the Electronic Self-Monitoring Reports module eSMR 2.5 or the latest upgraded version. Electronic DMR submittal shall be in addition to electronic SMR submittal. Information about electronic DMR submittal is available at the DMR website at http://www.waterboards.ca.gov/water_issues/programs/discharge_monitoring.

APPENDIX E-1
CHRONIC TOXICITY
DEFINITION OF TERMS AND SCREENING PHASE REQUIREMENTS

I. Definition of Terms

- A. No observed effect level (NOEL) for compliance determination is equal to IC₂₅ or EC₂₅. If the IC₂₅ or EC₂₅ cannot be statistically determined, the NOEL shall be equal to the NOEC derived using hypothesis testing.
- B. Effective concentration (EC) is a point estimate of the toxicant concentration that would cause an adverse effect on a quantal, “all or nothing,” response (such as death, immobilization, or serious incapacitation) in a given percent of the test organisms. If the effect is death or immobility, the term lethal concentration (LC) may be used. EC values may be calculated using point estimation techniques such as probit, logit, and Spearman-Kärber. EC₂₅ is the concentration of toxicant (in percent effluent) that causes a response in 25 percent of the test organisms.
- C. Inhibition concentration (IC) is a point estimate of the toxicant concentration that would cause a given percent reduction in a nonlethal, nonquantal biological measurement, such as growth. For example, an IC₂₅ is the estimated concentration of toxicant that would cause a 25 percent reduction in average young per female or growth. IC values may be calculated using a linear interpolation method such as USEPA's Bootstrap Procedure.
- D. No observed effect concentration (NOEC) is the highest tested concentration of an effluent or a toxicant at which no adverse effects are observed on the aquatic test organisms at a specific time of observation. It is determined using hypothesis testing.

II. Chronic Toxicity Screening Phase Requirements

- A. The Discharger shall perform screening phase monitoring:
 - 1. Subsequent to any significant change in the nature of the effluent discharged through changes in sources or treatment, except those changes resulting from reductions in pollutant concentrations attributable to source control efforts, or
 - 2. Prior to permit reissuance. Screening phase monitoring data shall be included in the NPDES permit application for reissuance. The information shall be as recent as possible, but may be based on screening phase monitoring conducted within 5 years before the permit expiration date.
- B. Design of screening phase shall, at a minimum, consist of following elements:
 - 1. Use of test species specified in Appendix E-2, attached, and use of the protocols referenced in those tables, or as approved by the Executive Officer.
 - 2. Two stages:
 - a. Stage 1 shall consist of a minimum of one battery of tests conducted concurrently. Selection of the type of test species and minimum number of tests shall be based on Appendix E-2 (attached).

APPENDIX E-2
SUMMARY OF TOXICITY TEST SPECIES REQUIREMENTS

Table AE-1. Critical Life Stage Toxicity Tests for Estuarine Waters

Species	(Scientific Name)	Effect	Test Duration	Reference
Alga	<i>(Skeletonema costatum)</i> <i>(Thalassiosira pseudonana)</i>	Growth rate	4 days	1
Red alga	<i>(Champia parvula)</i>	Number of cytocarps	7 – 9 days	3
Giant kelp	<i>(Macrocystis pyrifera)</i>	Percent germination; germ tube length	48 hours	2
Abalone	<i>(Haliotis rufescens)</i>	Abnormal shell development	48 hours	2
Oyster Mussel	<i>(Crassostrea gigas)</i> <i>(Mytilus edulis)</i>	Abnormal shell development; percent survival	48 hours	2
Echinoderms – Urchins Sand dollar	<i>(Strongylocentrotus purpuratus,</i> <i>S. franciscanus)</i> <i>(Dendraster excentricus)</i>	Percent fertilization or larval development	1 hour or 72 hours	2
Shrimp	<i>(Mysidopsis bahia)</i>	Percent survival; growth	7 days	3
Shrimp	<i>(Holmesimysis costata)</i>	Percent survival; growth	7 days	2
Topsmelt	<i>(Atherinops affinis)</i>	Percent survival; growth	7 days	2
Silverside	<i>(Menidia beryllina)</i>	Larval growth rate; percent survival	7 days	3

Toxicity Test References:

1. American Society for Testing Materials (ASTM). 1990. Standard Guide for Conducting Static 96-Hour Toxicity Tests with Microalgae. Procedure E 1218-90. ASTM, Philadelphia, PA.
2. Short-term Methods for Estimating the Chronic Toxicity of Effluent and Receiving Waters to West Coast Marine and Estuarine Organisms. EPA/600/R-95/136. August 1995.
3. Short-term Methods for Estimating the Chronic Toxicity of Effluent and Receiving Waters to Marine and Estuarine Organisms. EPA/821/R-02/014. October 2002.

Table AE-2. Critical Life Stage Toxicity Tests for Fresh Waters

Species	(Scientific Name)	Effect	Test Duration	Reference
Fathead minnow	<i>(Pimephales promelas)</i>	Survival; growth rate	7 days	4
Water flea	<i>(Ceriodaphnia dubia)</i>	Survival; number of young	7 days	4
Alga	<i>(Selenastrum capricornutum)</i>	Cell division rate	4 days	4

Toxicity Test Reference:

- Short-term Methods for Estimating the Chronic Toxicity of Effluents and Receiving Waters to Freshwater Organisms, fourth Edition Chronic manual (EPA-821-R-02-013, October 2002).

Table AE-3. Toxicity Test Requirements for Stage One Screening Phase

Requirements	Receiving Water Characteristics		
	Discharge to coast	Discharge to San Francisco Bay ^[1]	
	Ocean	Marine/Estuarine	Freshwater
Taxonomic diversity	1 plant 1 invertebrate 1 fish	1 plant 1 invertebrate 1 fish	1 plant 1 invertebrate 1 fish
Number of tests of each salinity type: Freshwater ^[2]	0	1 or 2	3
Marine/Estuarine	4	3 or 4	0
Total number of tests	4	5	3

Footnotes:

- Marine refers to receiving water salinities greater than 10 parts per thousand (ppt) at least 95 percent of the time during a normal water year.
 - Freshwater refers to receiving water with salinities less than 1 ppt at least 95 percent of the time during a normal water year.
 - Estuarine refers to receiving water salinities that fall between those of marine and freshwater, as described above.
- The freshwater species may be substituted with marine species if:
 - The salinity of the effluent is above 1 ppt greater than 95 percent of the time, or
 - The ionic strength (TDS or conductivity) of the effluent at the test concentration used to determine compliance is documented to be toxic to the test species.

ATTACHMENT F - FACT SHEET

Contents

I. Permit Information..... F-3

II. Facility Description..... F-4

 A. Wastewater and Biosolids Treatment..... F-4

 B. Discharge Points and Receiving Waters F-7

 C. Previous Requirements and Monitoring Data F-8

 D. Compliance Summary F-10

 E. Planned Changes F-12

III. Applicable Plans, Policies, and Regulations..... F-13

IV. Rationale For Effluent Limitations and Discharge Specifications F-15

 A. Discharge Prohibitions F-16

 B. Technology-Based Effluent Limitations F-17

 1. Scope and Authority F-17

 2. Effluent Limitations F-19

 C. Water Quality-Based Effluent Limitations (WQBELs) F-20

 1. Scope and Authority F-20

 2. Beneficial Uses and Water Quality Criteria and Objectives F-21

 3. Need for Water Quality-Based Effluent Limitations (Reasonable Potential Analysis) .. F-24

 4. Water Quality-Based Effluent Limitations (WQBELs) F-30

 D. Discharge Requirement Considerations F-35

V. Rationale for Receiving Water Limitations F-36

VI. Rationale for Provisions..... F-36

 A. Standard Provisions..... F-36

 B. Monitoring and Reporting F-36

 C. Special Provisions F-37

 1. Reopener Provisions..... F-37

 2. Effluent Characterization Study and Report F-37

 3. Pollutant Minimization Program F-37

 4. Special Provisions F-37

 5. Other Special Provisions F-38

VII. Rationale for Monitoring and Reporting Program (MRP)..... F-39

VIII. Public Participation F-42

Tables

Table F-1. Facility Information..... F-3

Table F-2. Previous Effluent Limitations and Monitoring Data F-9

Table F-3. Effluent Limitation Violations F-10

Table F-4. Collection System and Category 1 SSO Rates (SSO per 100 miles) F-11

Table F-5. Beneficial Uses F-14

Table F-6. Secondary Treatment Standards F-18

Table F-7. Factors Considered Pursuant to 40 C.F.R. section 125.3(d) F-19

Table F-8. Site-Specific Translators F-24

Table F-9. Reasonable Potential Analysis F-25

Table F-10. Minimum Initial Dilution F-31

Table F-11. WQBEL Calculations F-33
Table F-12. Monitoring Requirements Summary F-40

ATTACHMENT F – FACT SHEET

This Fact Sheet includes the legal requirements and technical rationale that serve as the basis for the requirements of this Order. As described in section II.B of the Order, the Regional Water Board incorporates this Fact Sheet as findings supporting the issuance of the Order.

I. PERMIT INFORMATION

The following table summarizes administrative information related to the facility:

Table F-1. Facility Information

WDID	2 417033001
CIWQS Place ID	256506 (Industrial Plant) 256507 (Sanitary Plant)
Discharger	City and County of San Francisco, by and through the Airport Commission, and North Bayside System Unit (NBSU)
Name of Facility	San Francisco International Airport, Mel Leong Treatment Plant (Sanitary and Industrial Plants) and wastewater collection systems
Facility Address	Bldg. 924 Clearwater Drive, San Francisco, CA 94128 San Mateo County
Facility Contact, Title, Phone	Leroy Sisneros, Director of Facilities, (650) 821-5400
Authorized Person to Sign and Submit Reports	Same as above
Mailing Address	P.O. Box 8097, San Francisco, CA 94128
Billing Address	Same as Mailing Address
Type of Facility	Sanitary and Industrial Wastewater Treatment Plants
Major or Minor Facility	Major
Threat to Water Quality	1
Complexity	A
Pretreatment Program	No
Reclamation Requirements	Order No. 91-042
Mercury and PCBs Requirements	NPDES Permit No. CA0038849
Nutrients Requirements	NPDES Permit No. CA0038873
Facility Permitted Flow	Sanitary Plant: 1.2 million gallons per day (MGD) (average dry weather flow) Industrial Plant: 1.2 MGD (average dry weather flow)
Facility Design Flow	Sanitary Plant: 1.2 MGD (average dry weather flow) Sanitary Plant: 2.2 MGD (hydraulic capacity) Industrial Plant (Current): 1.2 MGD (hydraulic capacity) Industrial Plant (Future): 1.6 MGD (hydraulic capacity)
Watershed	San Francisco Bay
Receiving Water	Lower San Francisco Bay
Receiving Water Type	Marine

- A. The City and County of San Francisco, by and through the Airport Commission, and the North Bayside System Unit (NBSU) (together, the Discharger) discharge treated wastewater into the deepwater channel of Lower San Francisco Bay. The City of and County of San Francisco owns and operates the Mel Leong Treatment Plant (Plant) at the San Francisco International Airport and the associated wastewater collection systems. The Plant consists of a sanitary wastewater treatment

plant (Sanitary Plant) and an industrial wastewater treatment plant (Industrial Plant), and discharges the effluent to the NBSU forcemain.

The NBSU is a joint powers authority that includes the cities of Burlingame, Millbrae, South San Francisco and San Bruno, and the City and County of San Francisco acting by and through its Airport Commission. The NBSU owns and operates the effluent forcemain, the combined effluent pumping station, effluent dechlorination facilities, and the deepwater outfall. For the purposes of this Order, the Plant and its associated collection systems, and the NBSU forcemain, combined effluent pumping station, dechlorination facilities, and deepwater outfall, are collectively referred to as the “Facility.”

For the purposes of this Order, references to the “discharger” or “permittee” in applicable federal and State laws, regulations, plans, or policies are held to be equivalent to references to the Discharger herein.

- B.** The Discharger is regulated pursuant to National Pollutant Discharge Elimination System (NPDES) Permit No. CA0038318. The Discharger was previously subject to Order No. R2-2013-0011 (previous order). The Discharger filed a Report of Waste Discharge and submitted an application for reissuance of its Waste Discharge Requirements (WDRs) and NPDES permit on December 27, 2017.

The Discharger is authorized to discharge subject to the WDRs in this Order at the discharge location described in Table 2 of this Order. Regulations at 40 C.F.R. section 122.46 limit the duration of NPDES permits to a fixed term not to exceed five years. Accordingly, Table 3 of this Order limits the effective period for the discharge authorization. Pursuant to California Code of Regulations, title 23, section 2235.4, the terms and conditions of an expired permit are automatically continued pending reissuance of the permit if the Discharger complies with all requirements for continuation of expired permits. (40 C.F.R § 122.6[d].)

- C.** Order No. R2-2016-0008 amended the previous order to provide for an alternate monitoring program and remains in effect with this Order. The discharge is also regulated under NPDES Permit Nos. CA0038849 and CA0038873, which establish requirements on mercury and polychlorinated biphenyls (PCBs) and nutrients from wastewater discharges to San Francisco Bay. This Order does not affect those permits.
- D.** When applicable, State law requires dischargers to file a petition with the State Water Resources Control Board (State Water Board), Division of Water Rights, and receive approval for any change in the point of discharge, place of use, or purpose of use of treated wastewater that decreases the flow in any portion of a watercourse. The State Water Board retains separate jurisdictional authority to enforce such requirements under Water Code section 1211. This is not an NPDES permit requirement.

II. FACILITY DESCRIPTION

A. Wastewater and Biosolids Treatment

- 1. Location and Service Area.** The Plant is located at the San Francisco International Airport. The Sanitary Plant includes a collection system and treats sanitary wastewater from airplanes and airport facilities, including terminal restrooms, hangars, restaurants, and shops. The Industrial Plant includes a separate collection system and treats industrial wastewater from

maintenance shops and vehicle washing, as well as first-flush stormwater runoff from industrial areas. Process drains in the wastewater treatment plant area route to the Sanitary Plant, which may collect stormwater, overflow industrial wastewater from the equalization tank, and other incidental process wastewater. Additionally, secondary-treated industrial effluent may be routed to the Sanitary Plant's chlorine contact channel to allow maintenance of the Industrial Plant's chlorine disinfection system. In emergency situations, the Discharger may use either plant to store or treat flows, spills, or overflows that would normally flow to the other plant to ensure that all wastewater is adequately treated, however, this Order does not authorize untreated or partially-treated sanitary wastewater to be routed to the Industrial Plant. The service population for these treatment plants is estimated at 12,000. During the previous order term, the Sanitary Plant treated an average daily flow of 0.59 MGD, with the highest reported average daily flow being 1.5 MGD, while the Industrial Plant treated an average daily flow of 0.51 MGD, with the highest reported average daily flow being 1.2 MGD.

- 2. Collection System.** Sanitary wastewaters from airport facilities are collected and conveyed to the Sanitary Plant through a sanitary collection system consisting of approximately 31 miles of sewer piping, 8 lift stations, and 20 pump stations. Industrial wastewaters from airport facilities are collected in a separate industrial collection system that consists of approximately 12 miles of piping and 19 pump stations directing wastewater to a force main leading to the Industrial Plant, possibly using the four detention basins described below for equalization.

The first flush of stormwater runoff from terminals, taxiways, tarmacs, and aircraft and vehicle parking is collected in the stormwater collection system, which consists of approximately 91 miles of piping and 19 pump stations, and then routed to one of four detention basins—the North Field Detention Basin (0.25 MG), the South Field Detention Basin (1.5 MG), the West Field Detention Basin (6.1 MG), and the East Field Detention Basin (0.5 MG). All water entering these basins is pumped to the Industrial Plant for treatment. When the basins are full, the excess runoff is discharged directly to San Francisco Bay through one of nine stormwater outfalls. From a few active airport areas, the runoff is not collected in basins but is either pumped to the Industrial Plant or discharged directly to San Francisco Bay through the stormwater collection system. In general, runoff from runways and some portions of taxi ways is discharged directly to San Francisco Bay after flowing through grassy runway medians. The Discharger routinely removes rubber and possible contaminants on runways that may be left after plane landings. Deicing fluids, used to defrost planes, could be used at any gate depending on the destination of the departing aircraft, but in practice are infrequently used. To prevent deicing fluid from entering the storm drain system, the Discharger requires that adjacent storm drains be covered prior to the start of deicing operations, and that a vacuum scrubber be used to remove any residual fluid left on the pavement for treatment at the Industrial Plant.

- 3. Wastewater Treatment.** The Sanitary Plant treatment operations consist of punched plate screens, grit removal, flow equalization, biological treatment using sequencing batch reactors, effluent flow equalization, and chlorination. Solids from the sanitary wastewater treatment process are thickened by gravity belt thickeners, treated with anaerobic digestion, and dewatered with either a belt filter press or using drying beds, before being hauled offsite for reuse.

The Industrial Plant treatment operations consist of flow equalization, flocculation, dissolved air flotation, pH adjustment (as needed), aerobic biological treatment using a trickling filter, secondary clarification, and chlorination. In addition to the flow equalization tank at the start

of the industrial wastewater treatment process, the Discharger may use the four detention basins described in Fact Sheet section II.A.2, above, to store industrial wastewater and stormwater, thereby providing a steady flow to the Industrial Plant for recycled water production. The Discharger primarily uses the West Field Basin for this purpose because it has the largest capacity. After equalization, the Discharger adds coagulants and polymers to flocculate the combined industrial wastewater and any incoming first flush of stormwater. Solids from the industrial wastewater treatment process are collected from the dissolved air flotation unit and routed to drying beds before being hauled offsite for disposal.

The chlorinated effluent from both plants is combined at a pumping station and discharged to the NBSU pipeline, which transports treated wastewater to the South San Francisco and San Bruno Water Quality Control Plant for dechlorination using sodium bisulfite prior to discharge to Lower San Francisco Bay from Discharge Point No. 002. All treatment steps are shown in the process flow diagrams in Attachment C.

The Discharger routes a portion of the combined chlorinated effluent from the combined pumping station through strainers for reuse in operations at the Sanitary Plant. The Discharger may also route a portion of the chlorinated effluent from the Sanitary Plant's chlorine contact channel through the strainers for reuse at the Sanitary Plant.

Starting in 2014, the Discharger has also diverted a portion of the combined chlorinated effluent from the combined pumping station or a portion of the chlorinated effluent from the Industrial Plant's chlorine contact channel through anthracite filters for use as recycled water. The Discharger has produced an average of 0.14 million gallons each year since, for uses such as landscape irrigation, street sweeping, and soil compaction. Recycled water is stored in an approximately 7,000-gallon storage tank, and unused recycled water is discharged to the NBSU pipeline.

Because the Industrial Plant is reaching the end of its design life, the Discharger plans to replace it during the term of this Order with new equipment that will meet or exceed the performance of the existing plant (see Fact Sheet section II.E). When completed, the new Industrial Plant will provide screening (using basket strainers), flow equalization, grit removal, dissolved air flotation, ozonation (using ozone generation and ozone contactors), biological active filtration (using a granular activated carbon filter and sand filter), and chlorine disinfection. The Discharger plans to use several chemicals, such as coagulants (e.g., alum and ferric chloride), polymer, and sodium hydroxide to enhance solids removal, adjust pH, and oxidize and remove organic compounds and other pollutants. The Discharger anticipates commissioning the new Industrial Plant in August 2019.

- 4. Sludge and Biosolids Management.** The dewatering and disposal of biosolids from the Sanitary Plant and Industrial Plant are separate. Biosolids from the Sanitary Plant are treated by gravity belt thickening and anaerobic digestion, then dewatered by a belt filter press or air dried using sludge drying beds. Final sludge cake and air-dried sludge is transported to SYNAGRO's composting facility. Sludge and scum from the Industrial Plant are pumped to separate sludge beds for dewatering. The dried industrial waste sludge is trucked offsite and used as daily cover at a landfill.
- 5. Stormwater Management.** This Order also covers stormwater discharges of surface runoff from certain areas of the airport. Stormwater from tarmac areas in excess of the available

storage capacity in the detention basins is discharged directly to San Francisco Bay. Several airport areas are occupied by tenants, and all tenants are prohibited by the airport's rules and regulations from generating any unauthorized discharges to the stormwater runoff collection system. Stormwater from most of these tenant-occupied areas is covered under this Order; however, stormwater from a portion of the area occupied by the United Maintenance Operation Center flows directly to San Francisco Bay. United Airlines enrolls its stormwater discharges under the statewide industrial stormwater NPDES permit (NPDES General Permit No. CAS000001) and thus is not covered by this Order.

In addition to providing flow equalization for industrial wastewater influent, the airport's four detention basins store the first flush of rainfall runoff generated at sections of the airport where industrial activities take place. Once these basins are filled, the inflow gates are closed and each basin is isolated from the stormwater conveyance pipelines. Any additional runoff is discharged directly from the storm drain system to San Francisco Bay. The runoff stored in the detention basins is pumped to the Industrial Plant for treatment.

A separate State Water Board General Permit, CAS000002, covers stormwater discharges associated with construction activities taking place west of Highway 101.

B. Discharge Points and Receiving Waters

- 1. Discharge Point No. 002.** Discharge Point No. 002 discharges treated effluent flows through a 60-inch NBSU forcemain into Lower San Francisco Bay via a 620-foot diffuser composed of 66 ports (3-inch diameter) spaced 7 feet apart and 28 ports (2.8-inch diameter) spaced 6 feet apart. The location of the outfall is northeast of Point San Bruno, approximately 5,300 feet offshore at depth 20 feet below mean lower low water. The NBSU operates and maintains the outfall and regular inspections occur on a 10-year schedule. The most recent inspection took place in May 2015. Divers found all diffuser ports to be performing per specification, but noted that the fasteners securing the end gate needed to be replaced. Repairs were completed in July 2015.
- 2. Discharge Point No. 003.** Discharge Point No. 003 discharges stormwater runoff and any infiltrated San Francisco Bay water from areas that drain into the 1.5-million-gallon South Field Detention Basin. When the South Field Detention Basin has reached capacity, excess stormwater is discharged directly to San Francisco Bay through Discharge Point No. 003. The South Field Detention Basin receives runoff from areas located in the southern and eastern sections of the airport. Over these areas, various industrial activities take place that include aircraft, vehicle, and equipment fueling, maintenance, and, when rarely required, aircraft deicing.
- 3. Discharge Point No. 004.** Discharge Point No. 004 discharges stormwater runoff and any infiltrated San Francisco Bay water from areas that drain into the 6.1-million-gallon West Field Detention Basin, the 0.5-million-gallon East Field Detention Basin, and the 0.77-million-gallon United Airlines Detention Basin. When these detention basins have reached capacity, excess stormwater is discharged through Discharge Point No. 004 to the Seaplane Harbor, which opens to San Francisco Bay. Runoff from the United States Coast Guard Facility is also directly discharged through Discharge Point No. 004.

- 4. Discharge Point No. 005.** Discharge Point No. 005 discharges stormwater runoff and any infiltrated San Francisco Bay water from the runway and taxiway areas near Runway 28L directly to San Francisco Bay. There is no aircraft, vehicle, or equipment fueling, maintenance, or washing in this area.
- 5. Discharge Point No. 006.** Discharge Point No. 006 discharges stormwater runoff and any infiltrated San Francisco Bay water from the runway and taxiway areas near Runway 28R directly to San Francisco Bay. There is no aircraft, vehicle, or equipment fueling, maintenance, or washing in this area.
- 6. Discharge Point No. 007.** Discharge Point No. 007 discharges stormwater runoff and any infiltrated San Francisco Bay water from the runway and taxiway areas near Runways 19R and 19L directly to San Francisco Bay. There is no aircraft, vehicle, or equipment fueling, maintenance, or washing in this area.
- 7. Discharge Point No. 008.** Discharge Point No. 008 discharges stormwater runoff and any infiltrated San Francisco Bay water from the taxiway, ramp, and roof areas of the eastern section of the Superbay Hangar area directly to San Francisco Bay. If a spill enters a storm drain in this drainage area, downstream pump station SDPS-17 can be taken offline to provide containment and prevent discharge to San Francisco Bay. There is no aircraft, vehicle, or equipment fueling, maintenance, or washing in this area because such activities are confined to inside the Superbay Hangar, which connects to the industrial wastewater collection system.
- 8. Discharge Point No. 009.** Discharge Point No. 009 discharges stormwater runoff and any infiltrated San Francisco Bay water from the taxiway, ramp, and roof areas of the western section of the Superbay Hangar area directly to San Francisco Bay. If a spill enters a storm drain in this drainage area, downstream pump station SDPS-18 can be taken offline to provide containment and prevent discharge to San Francisco Bay. There is no aircraft, vehicle, or equipment fueling, maintenance, or washing in this area because such activities are confined to inside the Superbay Hangar, which connects to the industrial wastewater collection system.
- 9. Discharge Point No. 010.** Discharge Point No. 010 discharges stormwater runoff and any infiltrated San Francisco Bay water from a small section of North Access Road (adjacent to Building 900) and Plot 700, which has a fueling station, car wash, and inspection facilities for the ground transportation unit, directly to San Francisco Bay.
- 10. Discharge Point No. 013.** Discharge Point No. 013 discharges stormwater runoff and any infiltrated San Francisco Bay water from the taxiways, ramps, and parking lot around the North Cargo Facility that drain into the 0.25-million-gallon North Field Detention Basin. When the detention basin has reached capacity, stormwater is discharged directly to San Francisco Bay through Discharge Point No. 013.

C. Previous Requirements and Monitoring Data

The table below presents the previous order's effluent limitations and representative monitoring data from the previous order term:

Table F-2. Previous Effluent Limitations and Monitoring Data

Parameter	Units	Effluent Limitations			Monitoring Data (7/2013 – 2/2018)	
		Average Monthly	Average Weekly	Maximum Daily	Long-Term Average	Highest Daily Discharge
Carbonaceous Biochemical Oxygen Demand (5-day @ 20°C) (CBOD ₅)	mg/L	25	40	---	11 (Sanitary)	95 (Sanitary) ^[1]
Biochemical Oxygen Demand (5-day @ 20°C) (BOD ₅)	mg/L	30	45	---	0.79 (Industrial)	28 (Industrial)
Total Suspended Solids (TSS)	mg/L	30	45	---	20 (Sanitary) 7.3 (Industrial)	450 (Sanitary) ^[2] 34 (Industrial)
CBOD ₅ percent removal	%	85 (minimum)	---	---	98 (Sanitary)	97 (Sanitary) ^[3]
BOD ₅ percent removal	%	85 (minimum)	---	---	89 (Industrial) ^[4]	74 (Industrial) ^[3, 4]
TSS percent removal	%	85 (minimum)	---	---	98 (Sanitary) 86 (Industrial) ^[4]	95 (Sanitary) ^[3] 86 (Industrial) ^[3, 4]
Oil and Grease	mg/L	10	---	20	---	6.3 (Sanitary) 6.4 (Industrial)
pH	s.u.	6.0 – 9.0			---	6.5 – 7.8 (Sanitary) ^[5] 6.1 – 8.7 (Industrial) ^[5]
Chlorine, Total Residual	mg/L	---	---	0.0	---	<0.10 ^[6]
Ammonia, Total	mg/L as N	120	---	310	---	110
Copper, Total	µg/L	42	---	84	---	9.3
Cyanide, Total	µg/L	20	---	44	---	13
Selenium, Total	µg/L	2.9	---	8.8	---	0.40 DNQ
Zinc, Total Recoverable	µg/L	350	---	910	---	84
Dioxin-TEQ	µg/L	1.4 x 10 ⁻⁸	---	2.8 x 10 ⁻⁸	---	0 ^[7]
Fecal Coliform Bacteria	MPN/100	200 ^[8]	---	400 ^[9]	---	150
Enterococcus Bacteria	MPN/100	35 ^[10]	---	---	---	120 ^[11]
Acute Toxicity	% survival	Not less than 90% (11-sample median)			---	45% ^[12]
		Not less than 70% (11-sample 90 th percentile)			---	
Chronic Toxicity	TU _c	No chronic toxicity in discharge as discharged			---	10 ^[13]

Abbreviations:

mg/L = milligrams per liter
 mg/L as N = milligrams per liter as nitrogen
 µg/L = micrograms per liter
 MPN/100 mL = most probable number per 100 milliliters
 DNQ = detected, but not quantified
 s.u. = standard units
 TU_c = chronic toxicity units
 % = percent

Footnotes:

- ^[1] The Discharger did not violate the previous order's CBOD₅ effluent limitations at Monitoring Location EFF-001-San because the highest average monthly concentration was 20 mg/L and the highest average weekly concentration was 33 mg/L.
- ^[2] The Discharger violated the previous order's TSS effluent limitations at Monitoring Location EFF-001-San seven times. The highest average monthly concentration was 57 mg/L and the highest average weekly concentration was 130 mg/L.
- ^[3] Lowest monthly average.

- [4] The previous order required the Discharger to report BOD₅ and TSS percent removal at Monitoring Location EFF-001-Ind when it treated sanitary wastewater at the Industrial Plant, and BOD₅ percent removal when it measured BOD₅ concentrations greater than 45 mg/L at Monitoring Location INF-001-Ind. During the previous order term, the Discharger treated sanitary wastewater at the Industrial Plant once after a sanitary sewer overflow event and measured BOD₅ concentrations greater than 45 mg/L at Monitoring Location INF-001-Ind 13 times.
- [5] Range of lowest and highest pH values.
- [6] The Discharger did not violate the previous order's total residual chlorine effluent limitation because the instantaneous maximum was not detected.
- [7] Dioxin-TEQ was calculated in accordance with the previous order's Attachment G section V.C.1.d.iv.
- [8] This fecal coliform bacteria limitation was expressed as the geometric mean in a calendar month.
- [9] This fecal coliform bacteria limitation was expressed as the 90th percentile of the last eleven values.
- [10] This enterococcus bacteria limitation was expressed as the geometric mean of all samples in a calendar month.
- [11] The Discharger did not violate the previous order's enterococcus bacteria effluent limitation because the highest monthly geometric mean was 32 MPN/100 mL.
- [12] Lowest percent survival. The low acute toxicity bioassay result did not constitute a violation because the lowest eleven-sample median was 90% and the lowest eleven-sample 90th percentile was 70%.
- [13] The Discharger did not violate the narrative chronic toxicity limit because the highest recorded effluent toxicity (10 TU_c) was less than the translated numeric chronic toxicity objective of 1.0 TU_c (see Fact Sheet § IV.C.3.d) after receiving a minimum initial dilution of 63:1 upon discharge (see Fact Sheet § IV.C.4.b).

D. Compliance Summary

1. **Treatment Plant.** During the previous order term (between July 2013 and May 2018), the Discharger violated the BOD₅ and TSS effluent limitations, as listed below:

Table F-3. Effluent Limitation Violations

Violation Date	Parameter	Monitoring Location	Units	Effluent Limitation	Reported Value
8/19/2013	BOD ₅ , Percent Removal	EFF-001-Ind	%	85 (minimum)	74
5/21/2014	BOD ₅ , Percent Removal	EFF-001-Ind	%	85 (minimum)	82
8/9/2014	TSS, Average Weekly	EFF-001-San	mg/L	45	52
8/30/2014	TSS, Average Weekly	EFF-001-San	mg/L	45	49
8/31/2014	TSS, Average Monthly	EFF-001-San	mg/L	30	45
9/6/2014	TSS, Average Weekly	EFF-001-San	mg/L	45	64
3/14/2015	TSS, Average Weekly	EFF-001-San	mg/L	45	130
3/31/2015	TSS, Average Monthly	EFF-001-San	mg/L	30	57
12/2/2015	BOD ₅ , Percent Removal	EFF-001-Ind	%	85 (minimum)	80
6/30/2017	TSS, Average Monthly	EFF-001-San	mg/L	30	34

Abbreviations:

mg/L = milligrams per liter
 % = percent

The BOD₅ percent removal violations on August 19, 2013, and December 2, 2015, occurred when BOD₅ in the Industrial Plant influent exceeded 45 mg/L. The effluent concentrations were 14 mg/L and 24 mg/L, respectively. These were below the average weekly effluent limitation of 45 mg/L and below the average monthly effluent limitation of 30 mg/L.

The BOD₅ percent removal violation on May 21, 2014, occurred due to sanitary sewage entering the industrial collection system after a sanitary sewer overflow. The highest BOD₅ concentration measured at Monitoring Location EFF-001-Ind during that time was 13 mg/L.

As a corrective action, the Discharger increased the frequency of its inspection and maintenance of the sanitary collection system.

The four total suspended solids (TSS) violations in August and September 2014 occurred due to a broken mixed feed line to a sequencing batch reactor unit. The Discharger took that unit offline and placed another one into service. It completed repairs by January 28, 2015. As a corrective action, the Discharger increased its rotation of sequencing batch reactor units to allow for more frequent inspection and preventative maintenance.

The two TSS violations in March 2015 occurred due to an upset at the Sanitary Plant. The Discharger was unable to determine the cause of the upset; however, it noted that influent TSS loading increased by 20 percent and influent ammonia concentrations increased by 50 percent about a week before it observed poor performance at a sequencing batch reactor. To recover from the upset, the Discharger re-seeded the sequencing batch reactors.

The TSS violation for the month of June 2017 occurred because the Discharger experienced poor settling in the sequencing batch reactors. The Discharger determined that isolation valves between piping for mixed liquor and sequencing batch reactor effluent, and between aeration system piping, developed leaks. The Discharger also determined that the spring-loaded valves on the sequencing batch reactors' decanters were unreliable. As a corrective action, the Discharger installed new and redundant isolation valves between the piping and replaced valves on the decanters.

For the six TSS violations from August and September 2014 and March 2015, the Executive Officer imposed mandatory minimum penalties totaling \$12,000 through Order No. R2-2015-1015. As for the remaining violations, the exceedances were not of sufficient magnitude to require mandatory minimum penalties.

- 2. Collection System.** The table below shows the Discharger's sanitary and industrial collection systems' sanitary sewer overflow (SSO) rates (total SSOs per 100 miles of collection system) for Category 1 SSOs over the last five years, the lengths and ages of the collection systems, and comparisons to Category 1 SSO rates for the San Francisco Bay Region and the State. Category 1 SSOs are those that reach waters of the United States, and thus may violate Prohibition III.E of this Order.

Table F-4. Collection System and Category 1 SSO Rates (SSO per 100 miles)

(Values based on CIWQS data analysis completed in June 2018)

	Length (miles)	Average Age of Pipe (years)	Total Category 1 ^[1] SSO Rate ^[2]				
			2013	2014	2015	2016	2017
Discharger – Sanitary Collection System	31 ^[3]	23	3.2	3.2	3.2	0	0
Discharger – Industrial Collection System	12 ^[3]	33	0	8.3	8.3	16.6	0
San Francisco Bay Region	17,700 ^[3]	45	1.1	1.5	0.68	1.2	1.7
State Rate	89,100 ^[3]	52 ^[4]	0.65	0.69	0.47	0.58	0.84

Footnote:

- ^[1] Category 1 SSOs are those that reached surface water or a drainage channel tributary to a surface water, or reached a municipal separate storm sewer system and were not fully captured and disposed of properly.
- ^[2] The State Water Board's *Enrollee's Guide to the SSO Database* defines "Total number of SSOs per 100 miles of Sewer" as "...the number of SSOs, for which the reporting enrollee is responsible, for every 100 miles of pipe or sewer lines in an

enrollee's sanitary sewer system. Due to the large variation in facility specific characteristics, this metric should only be viewed as a rough comparison of the operation and maintenance performance of enrollees and their sanitary sewer systems."

^[3] Lengths shown are from 2017 data.

^[4] The average age of pipe for the State is estimated based on the percentages of piping constructed during each decade, submitted by enrollees under State Water Board Order No. 2006-0003-DWQ, Statewide General Waste Discharge Requirements for Sanitary Sewer Systems, as amended by State Water Board Order No. WQ 2013-0058-EXEC.

The Category 1 SSO rates for both collection systems were generally above the average rates derived from all miles of pipeline of collection systems in the San Francisco Bay Region. Both the sanitary and industrial collection systems are relatively small (31 miles and 12 miles, respectively), and the rates appear larger when normalized relative to a distance of 100 miles. There was at most one Category 1 SSO per year at the sanitary collection system and at most two Category 1 SSOs per year at the industrial collection system. The average age of the Discharger's sanitary collection system is approximately 23 years, and the average age of the Discharger's industrial collection system is 33 years. These systems are newer than most other collection systems in the San Francisco Bay Region.

The Discharger has determined that most of its SSOs are caused by blockages related to fats, oils, and grease (FOG). Other SSOs may be caused by other blockages, broken or malfunctioning infrastructure, electrical power failure, or construction operations. To address issues with FOG, the Discharger has identified sections most at risk and increased its preventative maintenance to perform snaking and rodding every two to four weeks. Additionally, the Discharger plans to conduct a full investigation to determine if any infrastructure deficiencies may be contributing to SSOs and explore engineered solutions. The Discharger also has an outreach program that conducts inspections of all restaurants and food preparation facilities on the airport property and trains onsite staff on proper FOG handling and disposal, as well as the consequences of not doing so. Planned improvements include installing new pumps at multiple sanitary and industrial wastewater pump stations, replacing and modifying industrial wastewater pipes and pump stations, and performing a closed-circuit television inspection of sanitary sewer lines for a revitalizing project.

E. Planned Changes

The Discharger plans to complete a number of projects during this permit term. These changes are mentioned here for informational purposes only and are not requirements of this Order, except to the extent that they pertain to ensuring Facility reliability. Their inclusion here does not imply Regional Water Board authorization. The Discharger may need to conduct environmental review or obtain necessary permits or permit modifications to implement the changes.

The Discharger began construction of substantial upgrades to the Industrial Plant in May 2018 and anticipates commissioning the new Industrial Plant in August 2019. The new Industrial Plant will consist of the following:

- Existing flow equalization tank with new strainers, enhanced mixing, and new grit removal;
- Two new dissolved air flotation (DAF) tanks with a 1.6 MGD combined design capacity;
- Two new ozone contactors, each with a 1.6 MGD design capacity;
- Four biologically active filters (BAFs) with a 1.6 MGD combined design influent rate;
- Existing chlorine contact channel; and

- New centrifuge for solids dewatering to augment the existing drying beds. (The centrifuge will be piped to provide redundancy for the Sanitary Plant, in addition to the existing belt press there and drying beds.)

Additionally, existing detention basins previously used to store only first-flush stormwater runoff may be used to also store industrial wastewater and provide flow equalization to the Industrial Plant as described in Fact Sheet section II.A.2. The new Industrial Plant will allow the Discharger to produce higher-quality recycled water, and so the Discharger plans to seek coverage for a wider range of recycled water uses than its existing coverage under Order No. 91-042 authorizes, such as toilet flushing.

The Discharger has also begun designing an advanced water treatment plant downstream of the new Industrial Plant. This could involve membrane filtration, reverse osmosis, and UV disinfection and allow the Discharger to produce even higher-quality recycled water. Design work is expected to be completed in 2018, but there is no timeline yet for construction.

The Discharger may alter some of its stormwater discharge points to accommodate airport operations. For example, it may relocate Discharge Point No. 005 and 006 approximately 3,000 feet south, closer to the ends of runways 28L and 28R, and may reconstruct Discharge Point No. 007 at its current location.

III. APPLICABLE PLANS, POLICIES, AND REGULATIONS

A. Legal Authorities

This Order serves as WDRs pursuant to California Water Code article 4, chapter 4, division 7 (commencing with § 13260) for discharges to waters of the State. This Order is also issued pursuant to Clean Water Act (CWA) section 402 and implementing regulations adopted by U.S. EPA, and Water Code chapter 5.5, division 7 (commencing with § 13370). It shall serve as an NPDES permit authorizing the Discharger to discharge into waters of the United States at the discharge location described in Table 2 subject to the WDRs in this Order.

B. California Environmental Quality Act

Under Water Code section 13389, this action to adopt an NPDES permit is exempt from the provisions of the California Environmental Quality Act (CEQA), Public Resources Code division 13, chapter 3 (commencing with § 21100).

C. State and Federal Regulations, Policies, and Plans

1. **Water Quality Control Plan.** The Regional Water Board adopted the *Water Quality Control Plan for the San Francisco Bay Basin* (Basin Plan), which designates beneficial uses, establishes water quality objectives, and contains implementation programs and policies to achieve those objectives for all waters addressed through the plan. Requirements in this Order implement the Basin Plan. In addition, this Order implements State Water Board Resolution No. 88-63, which establishes State policy that all waters, with certain exceptions, should be considered suitable or potentially suitable for municipal or domestic supply. Because of the marine influence on Lower San Francisco Bay, total dissolved solids exceed 3,000 mg/L; therefore, Lower San Francisco Bay meets an exception to State Water Board

Resolution No. 88-63. The table below lists beneficial uses applicable to Lower San Francisco Bay:

Table F-5. Beneficial Uses

Discharge Point	Receiving Water Name	Beneficial Uses	
002	Lower San Francisco Bay	Industrial Service Supply (IND) Commercial and Sport Fishing (COMM) Shellfish Harvesting (SHELL) Estuarine Habitat (EST) Fish Migration (MIGR) Preservation of Rare and Endangered Species (RARE)	Fish Spawning (SPWN) Wildlife Habitat (WILD) Water Contact Recreation (REC-1) Non-Contact Water Recreation (REC-2) Navigation (NAV)

Footnote:

^[1] This is a potential beneficial use, based on the best available information.

2. **Sediment Quality.** The State Water Board adopted the *Water Quality Control Plan for Enclosed Bays and Estuaries – Part 1, Sediment Quality* on September 16, 2008, and it became effective on August 25, 2009. This plan supersedes other narrative sediment quality objectives, and establishes new sediment quality objectives and related implementation provisions for specifically defined sediments in most bays and estuaries.
3. **National Toxics Rule (NTR) and California Toxics Rule (CTR).** U.S. EPA adopted the NTR on December 22, 1992, and amended it on May 4, 1995, and November 9, 1999. About 40 criteria in the NTR apply in California. On May 18, 2000, U.S. EPA adopted the CTR. The CTR promulgated new toxics criteria for California and incorporated the previously adopted NTR criteria that applied in the State. U.S. EPA amended the CTR on February 13, 2001. These rules contain water quality criteria for priority pollutants.
4. **State Implementation Policy.** On March 2, 2000, the State Water Board adopted the *Policy for Implementation of Toxics Standards for Inland Surface Waters, Enclosed Bays, and Estuaries of California* (State Implementation Policy or SIP). The SIP became effective on April 28, 2000, with respect to the priority pollutant criteria U.S. EPA promulgated for California through the NTR and the priority pollutant objectives the Regional Water Board established in the Basin Plan. The SIP became effective on May 18, 2000, with respect to the priority pollutant criteria U.S. EPA promulgated through the CTR. The State Water Board adopted amendments to the SIP on February 24, 2005, that became effective on July 13, 2005. The SIP establishes implementation provisions for priority pollutant criteria and objectives, and provisions for chronic toxicity control. Requirements of this Order implement the SIP.
5. **Antidegradation Policy.** Federal regulations at 40 C.F.R. section 131.12 require that state water quality standards include an antidegradation policy consistent with the federal policy. The State Water Board established California’s antidegradation policy through State Water Board Resolution No. 68-16, *Statement of Policy with Respect to Maintaining High Quality of Waters in California*, which is deemed to incorporate the federal antidegradation policy where the federal policy applies under federal law. Resolution No. 68-16 requires that existing water quality be maintained unless degradation is justified based on specific findings. The Basin Plan implements, and incorporates by reference, both the State and federal antidegradation policies. Permitted discharges must be consistent with the antidegradation provisions of 40 C.F.R. section 131.12 and State Water Board Resolution No. 68-16. (See Fact Sheet § IV.D.1.)

- 6. Anti-Backsliding Requirements.** CWA sections 402(o) and 303(d)(4) and 40 C.F.R. section 122.44(l) restrict backsliding in NPDES permits. These anti-backsliding provisions require that effluent limitations in a reissued permit be as stringent as those in the previous permit, with some exceptions in which limitations may be relaxed. (See Fact Sheet § IV.D.2.)
- 7. Endangered Species Act Requirements.** This Order does not authorize any act that results in the taking of a threatened or endangered species or any act that is now prohibited, or becomes prohibited in the future, under either the California Endangered Species Act (Fish and Game Code §§ 2050 to 2097) or the Federal Endangered Species Act (16 U.S.C.A. §§ 1531 to 1544). This Order requires compliance with effluent limits, receiving water limits, and other requirements to protect the beneficial uses of waters of the State, including protecting rare, threatened, or endangered species. The Discharger is responsible for meeting all applicable Endangered Species Act requirements.
- 8. Sludge and Biosolids.** U.S. EPA administers 40 C.F.R. Part 503, Standards for the Use or Disposal of Sewage Sludge, which regulates the final use or disposal of sewage sludge generated during the treatment of domestic sewage in a municipal wastewater treatment facility. This Order does not authorize any act that violates those requirements. The Discharger is responsible for meeting all applicable requirements of 40 C.F.R. Part 503.

D. Impaired Waters on CWA 303(d) List

On July 30, 2015, U.S. EPA approved a revised list of impaired waters prepared pursuant to CWA section 303(d), which requires identification of specific water bodies where it is expected that water quality standards will not be met after implementation of technology-based effluent limitations on point sources. Where it has not done so already, the Regional Water Board plans to adopt total maximum daily loads (TMDLs) for pollutants on the 303(d) list. TMDLs establish wasteload allocations for point sources and load allocations for non-point sources and are established to achieve the water quality standards for the impaired waters.

Lower San Francisco Bay is listed as impaired by chlordane, DDT, dieldrin, dioxin compounds, furan compounds, invasive species, mercury, PCBs, dioxin-like PCBs, and trash. On February 12, 2008, U.S. EPA approved a TMDL for mercury in San Francisco Bay. On March 29, 2010, U.S. EPA approved a TMDL for PCBs in San Francisco Bay. The mercury and PCBs TMDLs apply to this discharge and are implemented through NPDES Permit No. CA0038849.

As shown in Fact Sheet section IV.C.3, the discharge is not a significant source of chlordane, DDT, or dieldrin because these pollutants have not been detected in the discharge. The discharge is not a source of invasive species because it is disinfected. It is not a source of trash because it is screened and treated to secondary treatment standards. This Order requires the Discharger to implement a stormwater pollution prevention plan to prevent trash from discharging to receiving waters. This Order contains dioxin-TEQ effluent limitations to ensure that dioxins and furans in effluent are kept below water quality objectives.

IV. RATIONALE FOR EFFLUENT LIMITATIONS AND DISCHARGE SPECIFICATIONS

The CWA requires point source dischargers to control the amount of conventional, non-conventional, and toxic pollutants discharged into waters of the United States. The control of pollutants discharged is established through effluent limitations and other requirements in NPDES

permits. There are two principal bases for effluent limitations: 40 C.F.R. section 122.44(a) requires that permits include applicable technology-based limitations and standards; and 40 C.F.R. section 122.44(d) requires that permits include water quality-based effluent limitations to attain and maintain applicable numeric and narrative water quality criteria to protect the beneficial uses of receiving waters.

A. Discharge Prohibitions

- 1. Discharge Prohibition III.A (No discharge at location or in manner different than described in this Order):** This prohibition is based on 40 C.F.R. section 122.21(a) and Water Code section 13260, which require filing an application and Report of Waste Discharge before a discharge can occur. Discharges not described in the application and Report of Waste Discharge, and subsequently in this Order, are prohibited.
- 2. Discharge Prohibition III.B (No discharge without initial dilution of at least 63:1, as modeled):** The water quality-based effluent limitations and reasonable potential analysis for chronic toxicity in this Order are based on the mixing zones and dilution credits explained in Fact Sheet section IV.C.4.b and Table F-10. This prohibition is necessary to ensure that this Order's effluent limitations remain protective of water quality.
- 3. Discharge Prohibition III.C (No bypass to waters of United States):** This prohibition is based on 40 C.F.R. section 122.41(m) (see Attachment D § I.G).
- 4. Discharge Prohibition III.D (No average dry weather flow in excess of design capacity):** This Order prohibits average dry weather influent flows greater than the plant's design average dry weather treatment capacity (i.e., its historical and tested treatment reliability) of 1.2 MGD at the Sanitary Plant and 1.2 MGD at the Industrial Plant. Exceeding either flow could result in lower treatment reliability and greater potential to violate water quality requirements. The previous order permitted an average dry weather flow of 2.2 MGD at the Sanitary Plant; however, this Order reduces the permitted flow to 1.2 MGD. This is based on the Discharger's certified report *Current Mel Leong Treatment Plant Loadings and Capacity* (July 3, 2018). The report evaluated current conditions to determine the average dry weather flow that the Sanitary Plant can reliably treat using two of its three sequencing batch reactors.
- 5. Discharge Prohibition III.E (No sanitary sewer overflows to waters of the United States):** Basin Plan Table 4-1, Discharge Prohibition 15, and the CWA prohibit the discharge of wastewater to surface waters, except as authorized under an NPDES permit. Publicly-owned treatment works must achieve secondary treatment at a minimum and any more stringent limitations necessary to meet water quality standards (33 U.S.C. § 1311(b)(1)(B) and (C)). A sanitary sewer overflow that results in the discharge of raw sewage or wastewater not meeting this Order's effluent limitations to waters of the United States is therefore prohibited under the Basin Plan and the CWA.
- 6. Discharge Prohibition III.F (No discharge of deicing fluid that contains urea):** U.S. EPA has established technology-based limitations and standards for deicing operations at airports at 40 C.F.R. part 449, *Effluent Limitations Guidelines for the Airport Deicing Point Source Category* (ELGs). The airport deicing ELGs were published in the Federal Register on May 16, 2012, and became effective on June 15, 2012. Effluent limitations established at 40 C.F.R. section 449.10 representing Best Available Technology require that there shall be

no discharge of airfield pavement deicers containing urea and that the Discharger certify annually that it does not use airfield deicing products that contain urea. While there are no runway deicing operations at the airport, on rare occasions, deicing fluid is used to defrost planes. Any surplus fluids that fall on taxi areas are collected and routed to the Industrial Plant for treatment.

B. Technology-Based Effluent Limitations

1. Scope and Authority

CWA section 301(b) and 40 C.F.R. section 122.44 require that permits include conditions meeting technology-based requirements, at a minimum, and any more stringent effluent limitations necessary to meet water quality standards. Technology-based limitations are based on several levels of control, including:

- Best practicable treatment control technology (BPT) represents the average of the best existing performance by well-operated facilities within an industrial category or subcategory. BPT standards apply to toxic, conventional, and non-conventional pollutants.
- Best available technology economically achievable (BAT) represents the best existing performance of treatment technologies that are economically achievable within an industrial point source category or subcategory. BAT standards apply to toxic and nonconventional pollutants.
- Best conventional pollutant control technology (BCT) represents the control from existing industrial point sources of conventional pollutants including BOD₅, TSS, total coliform, pH, and oil and grease. The BCT standard is established after considering the relationship between the cost of attaining a reduction in effluent discharge and the benefits that would result, and also the cost effectiveness of additional industrial treatment beyond BPT.
- New source performance standards (NSPS) represent the best available demonstrated control technology standards. The intent of NSPS guidelines is to set limitations that represent state-of-the-art treatment technology for new sources. The Discharger is in the construction phase for new equipment for the Industrial Plant. The new equipment will treat the same wastewater and, thus, will not be a new source subject to NSPS requirements.

The CWA requires U.S. EPA to develop effluent limitations, guidelines, and standards (ELGs) representing application of BPT, BAT, BCT, and NSPS. CWA section 402(a)(1) and 40 C.F.R. section 125.3 authorize the use of Best Professional Judgment (BPJ) to derive technology-based effluent limitations on a case-by-case basis where ELGs are unavailable for certain industrial categories or pollutants of concern. Where BPJ is used, specific factors outlined in 40 C.F.R. section 125.3 must be considered.

a. Sanitary Wastewater

The discharge of sanitary wastewater must meet the minimum federal technology-based requirements based on the secondary treatment standards of 40 C.F.R. section 133 summarized below:

Table F-6. Secondary Treatment Standards

Parameter	Monthly Average	Weekly Average
BOD ₅ ^[1,2]	30 mg/L	45 mg/L
CBOD ₅ ^[1,2]	25 mg/L	40 mg/L
TSS ^[2]	30 mg/L	45 mg/L
pH	6.0 – 9.0 standard units	

Abbreviation:

mg/L = milligrams per liter

Footnotes:

[1] CBOD₅ effluent limitations may be substituted for BOD₅ limitations.

[2] The monthly average percent removal, by concentration, is not to be less than 85 percent.

In addition, the 30-day average percent removal for biochemical oxygen demand (BOD₅) or carbonaceous biochemical demand (CBOD₅), and total suspended solids (TSS), by concentration, is not to be less than 85 percent. The Basin Plan contains additional requirements for certain pollutants. Basin Plan Table 4.2 requires oil and grease concentrations to be less than 10 mg/L (monthly average) and 20 mg/L (daily maximum).

b. Industrial Wastewater

Although 40 C.F.R. part 438 addresses process wastewater from machining operations associated with aircraft, there are no technology-based standards for industrial wastewaters from airport activities. Where U.S. EPA has not yet developed technology-based standards for a particular industry or a particular pollutant, CWA section 402(a)(1) and 40 C.F.R. section 125.3 authorize the use of BPJ to derive technology-based effluent limitations on a case-by-case basis. When BPJ is used, the permit must reflect specific factors outlined at 40 C.F.R. section 125.3. Based on BPJ, this Order retains the technology-based limitations from the previous order for BOD₅, TSS, oil and grease, and pH. Although the limitations for process wastewaters from aircraft maintenance do not apply, the limitations in this permit are, in any case, more stringent than those cited in 40 C.F.R. part 438.

Basin Plan Table 4.2 requires oil and grease concentrations to be less than 10 mg/L (monthly average) and 20 mg/L (daily maximum), and states that the BOD₅ and TSS secondary treatment standards may be applied as effluent limitations selectively to certain other non-sewage discharges. The Discharger’s past performance demonstrates the ability to consistently meet these Basin Plan Table 4.2 effluent limitations, with some exceptions. The Discharger’s past performance also demonstrates the ability to consistently meet the secondary treatment standards shown in Table F-6, above. As such, the Industrial Plant effluent limitations in this Order are based on the secondary treatment standards and Basin Plan Table 4.2. The effluent limitations represent the minimum treatment expected from the current treatment system when operated and maintained adequately; therefore, this Order retains them as technology-based effluent limitations, with compliance measured at Monitoring Location EFF-001-Ind.

This Order does not place TSS and BOD₅ percent removal requirements on the Industrial Plant because it does not receive sanitary wastewater (with the possible exception of incidental discharges from sanitary sewer overflows). Because much of the Industrial Plant influent is pretreated wastewater (e.g., United Airlines has installed a pretreatment facility for its industrial wastewater) and stormwater, influent TSS and BOD₅ concentrations are typically much lower than those found in sanitary wastewater. The average monthly influent TSS and BOD₅ concentrations for the Industrial Plant from January 2017 through December 2017 were 59 mg/L and 14 mg/L, respectively. For comparison, the average monthly influent TSS and CBOD₅ concentrations for the Sanitary Plant were 940 mg/L and 710 mg/L. These data demonstrate that the Industrial Plant influent is significantly more dilute than the Sanitary Plant influent.

If a sanitary sewer overflow were to enter the stormwater collection system, the Discharger would take measures to contain the sewage and remove it using a vacuum truck. The Discharger would route residual sewage in the collection system to the Industrial Plant for treatment. These small amounts of sewage would not significantly affect organic and solids loadings because they would be diluted with industrial wastewater by at least a hundred-fold. Because the Industrial Plant chlorinates all treated wastewater, any incidental sanitary sewage will be adequately treated.

In setting the technology-based limitations based on BPJ, the Regional Water Board considered the factors specified in 40 C.F.R. section 125.3(d), as shown in the table below:

Table F-7. Factors Considered Pursuant to 40 C.F.R. section 125.3(d)

Factors	Considerations
Reasonableness of costs relative to the benefits derived.	The cost of imposing these limitations is reasonable given that the Discharger can comply without modifying its existing process.
Comparison of cost and level of reduction of such pollutants from discharge from a publicly owned treatment works to cost and level of reduction of such pollutants from airport industrial wastewater.	The limitations can be met with treatment similar to that used to achieve secondary treatment standards; therefore, the cost of continuing its operations is comparable to the cost of operating a comparable publicly owned treatment works that treats sanitary wastewater.
Age of equipment and facilities.	The limitations can be met with existing equipment and facilities.
Process employed.	The limitations can be met with the existing process.
Engineering aspects of various controls.	The existing controls are capable of meeting the limitations.
Process changes.	No process changes are necessary to meet the limitations.
Non-water quality environmental impacts.	Because no process changes are necessary, no non-water quality impacts are foreseeable.

2. Effluent Limitations

a. Sanitary Wastewater

- i. CBOD₅ and TSS.** The CBOD₅ and TSS effluent limitations, including the 85 percent removal requirements, are based on the secondary treatment standards and Basin Plan Table 4-2.

2. Beneficial Uses and Water Quality Criteria and Objectives

Fact Sheet section III.C.1, above, identifies the beneficial uses of Lower San Francisco Bay. Water quality criteria and objectives to protect these beneficial uses are described below:

- a. **Basin Plan Objectives.** The Basin Plan specifies numerous water quality objectives, including numeric objectives for 10 priority pollutants and un-ionized ammonia, and narrative objectives for toxicity and bioaccumulation.
 - i. **Ammonia.** Basin Plan section 3.3.20 contains water quality objectives for un-ionized ammonia of 0.025 mg/L (as nitrogen) as an annual median and 0.4 mg/L (as nitrogen) as a maximum for Lower San Francisco Bay. Effluent and receiving water data are available for total ammonia, but not un-ionized ammonia, because (1) sampling and laboratory methods are unavailable to analyze for un-ionized ammonia, and (2) the fraction of total ammonia that exists in the toxic un-ionized form depends on pH, salinity, and temperature of the receiving water.

To translate the un-ionized ammonia objectives into total ammonia criteria, pH, salinity, and temperature data were obtained from the Regional Monitoring Program (RMP) station nearest the outfall (Oyster Point monitoring station, BB30). The un-ionized fraction of the total ammonia was calculated using the following equation, which applies to waters with salinities greater than 10 parts per thousand (*Ambient Water Quality Criteria for Ammonia (Saltwater)*–1989, EPA Publication 440/5-88-004, 1989):

$$\text{For salinity} > 10 \text{ ppt: fraction of NH}_3 = \frac{1}{1 + 10^{(pK - pH)}}$$

Where:

$$pK = 9.245 + 0.116*(I) + 0.0324*(298-T) + 0.0415*(P)/T$$

$I = \text{the molal ionic strength of saltwater} = 19.9273*(S)/(1000 - 1.005109*S)$
 $S = \text{salinity (parts per thousand)}$
 $T = \text{temperature in Kelvin}$
 $P = \text{pressure (one atmosphere)}$

The 90th percentile and median un-ionized ammonia fractions were then used to express the maximum and annual average un-ionized objectives as acute and chronic total ammonia criteria. This approach is consistent with U.S. EPA guidance on translating dissolved metal water quality objectives to total recoverable metal water quality criteria (U.S. EPA, 1996, *The Metals Translator: Guidance for Calculating a Total Recoverable Limit from a Dissolved Criterion*, EPA Publication 823-B96-007). The equivalent acute and chronic total ammonia criteria are 14 mg/L and 1.5 mg/L (as nitrogen).

- ii. **Dioxin-TEQ.** The narrative bioaccumulation objective (Basin Plan section 3.3.2) states, “Many pollutants can accumulate on particulates, in sediments, or bioaccumulate in fish and other aquatic organisms. Controllable water quality factors shall not cause a detrimental increase in concentrations of toxic substances found in bottom sediments or aquatic life. Effects on aquatic organisms, wildlife, and human health will be considered.” Because it is the consensus of the scientific community

that dioxins and furans associate with particulates, accumulate in sediments, and bioaccumulate in the fatty tissue of fish and other organisms, the Basin Plan's narrative bioaccumulation water quality objective applies to these pollutants. Elevated levels of dioxins and furans in San Francisco Bay fish tissue demonstrate that the narrative bioaccumulation water quality objective is not being met. U.S. EPA has therefore placed Lower San Francisco Bay on its 303(d) list of receiving waters where water quality objectives are not being met after imposition of applicable technology-based requirements.

When the CTR was promulgated, U.S. EPA stated its support for the regulation of dioxin and dioxin-like compounds through the use of toxicity equivalencies (TEQs). U.S. EPA stated, "For California waters, if the discharge of dioxin or dioxin-like compounds has reasonable potential to cause or contribute to a violation of a narrative criterion, numeric water quality-based effluent limits for dioxin or dioxin-like compounds should be included in NPDES permits and should be expressed using a TEQ scheme" (Fed. Reg. Vol. 65, No. 97, pages 31695-31696, May 18, 2000). This Order uses a TEQ scheme based on a set of toxicity equivalency factors (TEFs) the World Health Organization developed in 2005, and a set of bioaccumulation equivalency factors (BEFs) U.S. EPA developed for the Great Lakes region (40 C.F.R. § 132, Appendix F) to convert the concentration of any congener of dioxin or furan into an equivalent concentration of 2,3,7,8-tetrachlorinated dibenzo-p-dioxin (2,3,7,8-TCDD). Although the 2005 World Health Organization scheme includes TEFs for dioxin-like PCBs, they are not included in this Order's TEQ scheme. The CTR has established a specific water quality criterion for PCBs, and dioxin-like PCBs are included in the analysis of total PCBs.

The CTR establishes a numeric water quality objective for 2,3,7,8-TCDD of 1.4×10^{-8} µg/L for the protection of human health when aquatic organisms are consumed. This CTR criterion is used as a criterion for dioxin TEQ because dioxin-TEQ represents a toxicity-weighted concentration equivalent to 2,3,7,8-TCDD, thus translating the narrative bioaccumulation objective into a numeric criterion.

- iii. Chronic Toxicity.** The narrative toxicity objective (Basin Plan section 3.3.18) states, "All waters shall be maintained free of toxic substances in concentrations that are lethal to or that produce other detrimental responses in aquatic organisms.... There shall be no chronic toxicity in ambient waters. Chronic toxicity is a detrimental biological effect on growth rate, reproduction, fertilization success, larval development, population abundance, community composition, or any other relevant measure of the health of an organism, population, or community. Attainment of this objective will be determined by analyses of indicator organisms, species diversity, population density, growth anomalies, or toxicity tests..., or other methods selected by the Water Board."

For this Order, this narrative objective is translated into a numeric criterion of 1.0 chronic toxicity unit (TU_c). At 1.0 TU_c, there is no observable detrimental effect when the indicator organism is exposed to 100 percent effluent; therefore, 1.0 TU_c is a direct translation of the narrative objective into a number. Moreover, in U.S. EPA's *Technical Support Document for Water Quality-based Toxics Control*

(EPA/505/2-90-001; see section 3.3.3, “Step 3: Decision Criteria for Permit Limit Development”), U.S. EPA recommends that 1.0 TU_c be used as a criterion continuous concentration (typically a four-day average). It further states that reasonable potential is shown where an effluent is projected to cause an excursion above the criterion continuous concentration. This document applies here as guidance because it directly addresses effluent characterization for toxicity.

- b. CTR Criteria.** The CTR specifies numeric aquatic life and human health criteria for numerous priority pollutants. These criteria apply to inland surface waters and enclosed bays and estuaries. Some human health criteria are for consumption of “water and organisms” and others are for consumption of “organisms only.” The criteria applicable to “organisms only” apply to Lower San Francisco Bay because it is not a source of drinking water.
- c. NTR Criteria.** The NTR establishes numeric aquatic life and human health criteria for a number of toxic pollutants for San Francisco Bay waters upstream to and including Suisun Bay and the Sacramento-San Joaquin Delta. The NTR criteria apply to Lower San Francisco Bay.
- d. Sediment Quality Objectives.** The *Water Quality Control Plan for Enclosed Bays and Estuaries – Part 1, Sediment Quality* contains the following narrative water quality objective: “Pollutants in sediments shall not be present in quantities that, alone or in combination, are toxic to benthic communities in bays and estuaries of California.” This objective is to be implemented by integrating three lines of evidence: sediment toxicity, benthic community condition, and sediment chemistry. The policy requires that if the Regional Water Board determines that a discharge has reasonable potential to cause or contribute to an exceedance of this objective, it is to impose the objective as a receiving water limit.
- e. Receiving Water Salinity.** Basin Plan section 4.6.2 (like the CTR and NTR) states that the salinity characteristics (i.e., freshwater vs. saltwater) of the receiving water are to be considered in determining the applicable water quality objectives. Freshwater criteria apply to discharges to waters with salinities equal to or less than one part per thousand (ppt) at least 95 percent of the time. Saltwater criteria apply to discharges to waters with salinities equal to or greater than 10 ppt at least 95 percent of the time in a normal water year. For discharges to waters with salinities between these two categories, or tidally-influenced freshwaters that support estuarine beneficial uses, the water quality objectives are the lower of the salt or freshwater objectives (the latter calculated based on ambient hardness) for each substance.

The receiving water for the Facility’s discharge to Lower San Francisco Bay is a saltwater environment based on salinity data collected through the RMP at the Oyster Point monitoring station (BB30) between 1993 and 2001. During that period, the receiving water’s salinity was greater than 10 ppt in over 95 percent of the samples. Therefore, the reasonable potential analysis and effluent limitations in this Order are based on saltwater water quality objectives.

- f. Site-Specific Metals Translators.** Effluent limitations for metals must be expressed as total recoverable metal (40 C.F.R. § 122.45[c]). Since the water quality objectives for

metals are typically expressed as dissolved metals, translators must be used to convert metals concentrations from dissolved to total recoverable and vice versa. The CTR contains default translators; however, site-specific conditions, such as water temperature, pH, total suspended solids, and organic carbon may affect the form of metal (dissolved, non-filterable, or otherwise) present and therefore available to cause toxicity. In general, dissolved metals are more available and more toxic to aquatic life than other forms. Site-specific translators can account for site-specific conditions, thereby preventing overly stringent or under-protective water quality objectives.

CTR default translators were used for all metals other than copper and nickel. Basin Plan Table 7.2.1-2 sets forth site-specific copper translators. The Clean Estuary Partnership’s *North of Dumbarton Bridge Copper and Nickel Development and Selection of Final Translators* (March 2005) contains site-specific nickel translators. These translators are listed in the table below:

Table F-8. Site-Specific Translators

Parameter	Site Specific Translators	
	Acute	Chronic
Copper	0.87	0.73
Nickel	0.85	0.65

3. Need for Water Quality-Based Effluent Limitations (Reasonable Potential Analysis)

Assessing whether a pollutant has reasonable potential to exceed a water quality objective is the fundamental step in determining whether a WQBEL is required. The reasonable potential analysis below applies to discharges at Discharge Point No. 002. Stormwater discharges at Discharge Point Nos. 003 through 010, and 013, could contain pollutants from airport facility operations and have reasonable potential to cause or contribute to exceedances of narrative and numeric water quality objectives.

a. Available Information. The reasonable potential analysis for Discharge Point No. 002 is based on effluent monitoring data the Discharger collected from July 2013 through February 2018 and ambient background data summarized in *San Francisco Bay California Toxics Rule Priority Pollutant Ambient Water Monitoring Report* (2017), which includes data collected through the RMP at the Yerba Buena monitoring station (BC10) from March 1993 through August 2015, supplemented by additional Bay Area Clean Water Agencies data from *San Francisco Bay Ambient Water Monitoring Interim Report* (2003) and *Ambient Water Monitoring: Final CTR Sampling Update* (2004).

SIP section 1.4.3 requires that background water quality data be representative of the ambient receiving water that will mix with the discharge. For the priority pollutants, the Yerba Buena RMP monitoring station (BC10), relative to other RMP stations, best fits SIP guidance for establishing background conditions at Discharge Point No. 002. For ammonia, the nearby Oyster Point RMP monitoring station (BB30), relative to other RMP locations, best fits SIP guidance for establishing background conditions because the ammonia WQBELs are based on actual dilution at the edge of the initial mixing zone and data from monitoring station BB30 best represents water quality at the edge of the initial mixing zone.

This Order does not contain WQBELs for constituents that do not demonstrate reasonable potential; however, the MRP still requires monitoring for those pollutants. If concentrations are found to have increased significantly, Provision VI.C.2 of the Order requires the Discharger to investigate the sources of the increases and implement remedial measures if the increases pose a threat to receiving water quality.

b. Priority Pollutants, Ammonia, and Dioxin-TEQ

i. Methodology. SIP section 1.3 sets forth the methodology used for this Order for assessing whether a priority pollutant has reasonable potential to exceed a water quality objective. SIP section 1.3 applies to priority pollutants and is used here for dioxin-TEQ and ammonia as guidance. The analysis begins with identifying the maximum effluent concentration (MEC) observed for each pollutant based on available effluent concentration data and the ambient background concentration (B). SIP section 1.4.3 states that ambient background concentrations are either the maximum ambient concentration observed or, for water quality objectives intended to protect human health, the arithmetic mean of observed concentrations. There are three triggers in determining reasonable potential:

- (a) **Trigger 1** is activated if the maximum effluent concentration is greater than or equal to the lowest applicable water quality objective (MEC ≥ water quality objective).
- (b) **Trigger 2** is activated if the ambient background concentration observed in the receiving water is greater than the lowest applicable water quality objective (B > water quality objective) *and* the pollutant is detected in any effluent sample.
- (c) **Trigger 3** is activated if a review of other information indicates that a WQBEL is needed to protect beneficial uses.

ii. Analysis. The maximum effluent concentrations, most stringent applicable water quality criteria and objectives, and ambient background concentrations used in the analysis are presented in the following table, along with the reasonable potential analysis results (yes, no, or unknown) for each pollutant. Basin Plan sections 7.2.1.2 and 4.7.2.2 require copper and cyanide WQBELs for all individual NPDES permits for municipal wastewater treatment facilities that discharge to San Francisco Bay. Dioxin-TEQ has reasonable potential because Lower San Francisco Bay is 303(d)-listed for dioxin-TEQ.

Table F-9. Reasonable Potential Analysis

CTR No.	Priority Pollutants	C or Governing Criterion or Objective (µg/L)	MEC or Minimum DL (µg/L) ^{[1][2]}	B or Minimum DL (µg/L) ^{[1][2]}	RPA Results ^[3]
1	Antimony	4,300	0.72	1.8	No
2	Arsenic	36	0.91 DNQ	2.5	No
3	Beryllium	No Criteria	<0.0050	0.22	U
4	Cadmium	9.4	0.12 DNQ	0.13	No
5a	Chromium (III) ^[4]	No Criteria	0.63	4.4	U

CTR No.	Priority Pollutants	C or Governing Criterion or Objective (µg/L)	MEC or Minimum DL (µg/L) ^{[1][2]}	B or Minimum DL (µg/L) ^{[1][2]}	RPA Results ^[3]
5b	Chromium (VI) ^[4]	50	0.63 DNQ	4.4	No
6	Copper	8.2	9.3	2.5	Yes ^[5]
7	Lead	8.5	0.43 DNQ	0.80	No
8	Mercury ^[6]	---	---	---	---
9	Nickel	13	3.3	3.7	No
10	Selenium	5.0	0.40 DNQ	0.39	No
11	Silver	2.2	0.039 DNQ	0.052	No
12	Thallium	6.3	0.030 DNQ	0.023	No
13	Zinc	86	84	5.1	No
14	Cyanide	2.9	13	0.52	Yes ^[5]
15	Asbestos ^[7]	---	---	---	---
16	2,3,7,8-TCDD	1.4E-08	<1.5E-07	2.7E-08	No
	Dioxin-TEQ	1.4E-08	<1.9E-09	4.1E-08	Yes ^[6]
17	Acrolein	780	<0.76	<0.50	No
18	Acrylonitrile	0.66	<0.19	0.030	No
19	Benzene	71	<0.051	<0.050	No
20	Bromoform	360	9.3	<0.15	No
21	Carbon Tetrachloride	4.4	<0.068	0.060	No
22	Chlorobenzene	21,000	<0.052	<0.18	No
23	Chlorodibromomethane	34	13	<0.050	No
24	Chloroethane	No Criteria	<0.15	<0.38	U
25	2-Chloroethylvinyl ether	No Criteria	<0.095	<0.28	U
26	Chloroform	No Criteria	5.3	<0.19	U
27	Dichlorobromomethane	46	8.8	<0.050	No
28	1,1-Dichloroethane	No Criteria	8.4	<0.050	U
29	1,2-Dichloroethane	99	<0.052	0.040	No
30	1,1-Dichloroethylene	3.2	<0.038	<0.21	No
31	1,2-Dichloropropane	39	<0.038	<0.050	No
32	1,3-Dichloropropylene	1,700	<0.053	<0.16	No
33	Ethylbenzene	29,000	<0.041	<0.26	No
34	Methyl Bromide	4,000	<0.067	<0.30	No
35	Methyl Chloride	No Criteria	<0.54	<0.30	U
36	Methylene Chloride	1,600	<0.032	22	No
37	1,1,2,2-Tetrachloroethane	11	<0.064	<0.050	No
38	Tetrachloroethylene	8.9	<0.073	<0.050	No
39	Toluene	200,000	<0.061	<0.19	No
40	1,2-Trans-Dichloroethylene	140,000	<0.038	<0.22	No
41	1,1,1-Trichloroethane	No Criteria	<0.064	<0.19	U
42	1,1,2-Trichloroethane	42	<0.053	<0.050	No
43	Trichloroethylene	81	<0.058	<0.20	No
44	Vinyl Chloride	530	1.2	<0.25	No
45	2-Chlorophenol	400	<0.70	<0.70	No

CTR No.	Priority Pollutants	C or Governing Criterion or Objective (µg/L)	MEC or Minimum DL (µg/L) ^{[1][2]}	B or Minimum DL (µg/L) ^{[1][2]}	RPA Results ^[3]
46	2,4-Dichlorophenol	790	<0.90	<0.90	No
47	2,4-Dimethylphenol	2,300	<0.80	<0.80	No
48	2-Methyl- 4,6-Dinitrophenol	770	<0.60	<0.60	No
49	2,4-Dinitrophenol	14,000	<0.90	<0.70	No
50	2-Nitrophenol	No Criteria	<0.80	<0.80	U
51	4-Nitrophenol	No Criteria	<0.50	<0.50	U
52	3-Methyl 4-Chlorophenol	No Criteria	<0.80	<0.80	U
53	Pentachlorophenol	7.9	<0.60	<0.60	No
54	Phenol	4,600,000	<0.50	<0.50	No
55	2,4,6-Trichlorophenol	6.5	<0.97	<0.97	No
56	Acenaphthene	2,700	<0.010	0.0020	No
57	Acenaphthylene	No Criteria	<0.020	0.0010	U
58	Anthracene	110,000	<0.010	0.0010	No
59	Benzidine	0.00054	<5.0	<0.00030	U
60	Benzo(a)Anthracene	0.049	<0.020	0.0050	No
61	Benzo(a)Pyrene	0.049	<0.010	0.0020	No
62	Benzo(b)Fluoranthene	0.049	<0.010	0.0050	No
63	Benzo(ghi)Perylene	No Criteria	<0.020	0.0030	U
64	Benzo(k)Fluoranthene	0.049	<0.010	0.0020	No
65	Bis(2-Chloroethoxy)Methane	No Criteria	<0.60	<0.30	U
66	Bis(2-Chloroethyl)Ether	1.4	<0.70	<0.30	No
67	Bis(2-Chloroisopropyl)Ether	170,000	<0.60	<0.60	No
68	Bis(2-Ethylhexyl)Phthalate	5.9	<0.60	<0.50	No
69	4-Bromophenyl Phenyl Ether	No Criteria	<0.70	<0.23	U
70	Butylbenzyl Phthalate	5,200	<0.70	<0.50	No
71	2-Chloronaphthalene	4,300	<0.90	<0.30	No
72	4-Chlorophenyl Phenyl Ether	No Criteria	<0.90	<0.30	U
73	Chrysene	0.049	<0.010	0.0020	No
74	Dibenzo(a,h)Anthracene	0.049	<0.020	0.0010	No
75	1,2-Dichlorobenzene	17,000	<0.045	<0.27	No
76	1,3-Dichlorobenzene	2,600	<0.054	<0.18	No
77	1,4-Dichlorobenzene	2,600	<0.090	<0.18	No
78	3,3 Dichlorobenzidine	0.077	<5.0	<0.00020	No
79	Diethyl Phthalate	120,000	<0.70	<0.20	No
80	Dimethyl Phthalate	2,900,000	<0.90	<0.20	No
81	Di-n-Butyl Phthalate	12,000	<0.60	<0.50	No
82	2,4-Dinitrotoluene	9.1	<0.70	<0.27	No
83	2,6-Dinitrotoluene	No Criteria	<0.80	<0.29	U
84	Di-n-Octyl Phthalate	No Criteria	0.6 DNQ	<0.38	U
85	1,2-Diphenylhydrazine	0.54	<0.70	0.0040	No
86	Fluoranthene	370	<0.030	0.011	No
87	Fluorene	14,000	<0.010	0.0020	No
88	Hexachlorobenzene	0.00077	<0.70	0.000020	No

CTR No.	Priority Pollutants	C or Governing Criterion or Objective (µg/L)	MEC or Minimum DL (µg/L) ^{[1][2]}	B or Minimum DL (µg/L) ^{[1][2]}	RPA Results ^[3]
89	Hexachlorobutadiene	50	<0.60	<0.30	No
90	Hexachlorocyclopentadiene	17,000	<0.70	<0.30	No
91	Hexachloroethane	8.9	<0.60	<0.20	No
92	Indeno(1,2,3-cd)Pyrene	0.049	<0.020	0.0040	No
93	Isophorone	600	3.4	<0.30	No
94	Naphthalene	No Criteria	<0.020	0.009	U
95	Nitrobenzene	1,900	<0.90	<0.25	No
96	N-Nitrosodimethylamine	8.1	<0.50	<0.30	No
97	N-Nitrosodi-n-Propylamine	1.4	<0.80	<0.00020	No
98	N-Nitrosodiphenylamine	16	<0.50	<0.0010	No
99	Phenanthrene	No Criteria	<0.010	0.0060	U
100	Pyrene	11,000	<0.020	0.019	No
101	1,2,4-Trichlorobenzene	No Criteria	<0.060	<0.30	U
102	Aldrin	0.00014	<0.00028	<0.0000085	No
103	Alpha-BHC	0.013	<0.00017	0.00050	No
104	Beta-BHC	0.046	<0.00063	0.00040	No
105	Gamma-BHC	0.063	<0.00018	0.0010	No
106	Delta-BHC	No Criteria	<0.00015	0.00010	U
107	Chlordane	0.00059	<0.0083	0.00014	No
108	4,4'-DDT	0.00059	<0.0011	0.00020	No
109	4,4'-DDE	0.00059	<0.00069	0.0010	No
110	4,4'-DDD	0.00084	<0.0030	0.00030	No
111	Dieldrin	0.00014	<0.00063	0.00030	No
112	Alpha-Endosulfan	0.0087	<0.00074	0.00010	No
113	Beta-Endosulfan	0.0087	<0.00057	0.00010	No
114	Endosulfan Sulfate	240	<0.0018	0.00010	No
115	Endrin	0.0023	<0.00070	0.000040	No
116	Endrin Aldehyde	0.81	<0.00096	<0.0050	U
117	Heptachlor	0.00021	<0.00044	0.000020	No
118	Heptachlor Epoxide	0.00011	<0.00036	0.00010	No
119-125	PCBs sum ^[6]	---	---	---	---
126	Toxaphene	0.0002	<0.024	<8.2E-07	U
	Ammonia, Total as N	1.5 mg/L	114 mg/L	0.21 mg/L	Yes

Abbreviations:

- B = background concentration
- C = water quality criterion or objective
- DL = detection level
- MEC = maximum effluent concentration
- RPA = reasonable potential analysis
- DNQ = detected, but not quantified
- µg/L = micrograms per liter
- mg/L = milligrams per liter

Footnotes:

- [¹] The MEC and ambient background concentration are the actual detected concentrations unless preceded by a “<” sign, in which case the value shown is the minimum detection level (DL).
- [²] The MEC or ambient background concentration is “Unavailable” when there are no monitoring data for the constituent.
- [³] RPA Results = Yes, if MEC \geq WQC, B > WQC and MEC is detected, or Trigger 3
= No, if MEC and B are < WQC or all effluent data are undetected
= Unknown (U) if no criteria have been promulgated or data are insufficient.
- [⁴] The maximum effluent and ambient background concentrations are the total chromium concentration. The chromium (III) and chromium (IV) concentrations are less than these values but unknown.
- [⁵] Reasonable potential is based in part on Basin Plan sections 7.2.1.2 and 4.7.2.2.
- [⁶] Reasonable potential is based on Trigger 3 because Lower San Francisco Bay is 303(d)-listed for dioxin-TEQ.
- [⁷] SIP section 1.3 excludes from its reasonable potential analysis procedure priority pollutants for which a TMDL has been developed. TMDLs have been developed for mercury and PCBs in San Francisco Bay. Mercury and PCBs from wastewater discharges are regulated by NPDES Permit No. CA0038849, which implements the San Francisco Bay Mercury and PCBs TMDLs.
- [⁸] Asbestos sampling is only required for discharges to waters with the municipal or domestic supply (MUN) beneficial use.

- c. Acute Toxicity.** Basin Plan section 4.5.5.3.1 requires acute toxicity monitoring and limitations, implying there is reasonable potential for the discharge to cause or contribute to exceedances of the acute toxicity water quality objective.
- d. Chronic Toxicity.** There is no reasonable potential for chronic toxicity in the receiving water, and no WQBEL is required. The *Technical Support Document for Water Quality-based Toxics Control* allows for dilution credits to be considered when conducting a reasonable potential analysis. This Order establishes a chronic toxicity dilution credit of 63:1 (D = 62) based on initial dilution. This is conservative because the translated criterion for chronic toxicity is expressed as a four-day average and the dilution was calculated using a maximum four-day average flow, as explained in Fact Sheet section IV.C.4.b below. Basin Plan section 4.5.5.3.2 allows chronic toxicity dilution credits “comparable to those allowed for numeric chemical-specific objectives.” For ammonia, Fact Sheet section IV.C.4.b.iii establishes a chronic condition dilution credit of 125:1 and an acute condition dilution credit of 37:1.

The Discharger conducted chronic toxicity tests twice per year during the previous order term. The maximum single-sample chronic toxicity result was 10 TU_c. Applying the dilution credit of 63:1 to 10 TU_c, the resulting toxicity is less than 1.0 TU_c, which is also less than the translated chronic toxicity objective (1.0 TU_c).

- e. Fecal Coliform Bacteria.** Basin Plan Table 4-2A requires total coliform effluent limitations for discharges to receiving waters that support the shellfish harvesting beneficial use. Footnote c allows substitution with fecal coliform limits provided that doing so will not result in unacceptable adverse impacts on beneficial uses (i.e., shellfish harvesting).
- f. Enterococcus Bacteria.** Basin Plan Table 4-2A requires an enterococcus effluent limitation for discharges to waters with the water contact recreation beneficial use.
- g. Sediment Quality.** Pollutants in some receiving water sediments may be present in quantities that alone or in combination are toxic to benthic communities. Efforts are underway to identify stressors causing such conditions. However, to date there is no evidence directly linking compromised sediment conditions to the discharges subject to this Order; therefore, the Regional Water Board cannot draw a conclusion about

reasonable potential for these discharges to cause or contribute to exceedances of the sediment quality objectives. Nevertheless, the Discharger continues to participate in the RMP, which monitors San Francisco Bay sediment and seeks to identify stressors responsible for degraded sediment quality. Thus far, the monitoring has provided only limited information about potential stressors and sediment transport. The Regional Water Board is exploring options for obtaining additional information that may inform future analyses.

4. Water Quality-Based Effluent Limitations (WQBELs)

WQBELs were developed for the pollutants determined to have reasonable potential to cause or contribute to exceedances of water quality objectives. With the exception of acute toxicity, fecal coliform bacteria, and enterococcus bacteria (discussed below), the WQBEL calculations for discharges at Discharge Point No. 002 are based on the procedures in SIP section 1.4. For stormwater discharges at Discharge Point Nos. 003 through 010, and 013, this Order requires best management practices to support attainment of water quality standards. The use of best management practices to control or abate the discharge of pollutants is authorized by 40 C.F.R. section 122.44(k)(3) because numeric effluent limitations are infeasible and implementation of best management practices is reasonably necessary to achieve effluent limitations and water quality standards, and to carry out the purposes and intent of the Clean Water Act. (40 C.F.R. § 122.44(k)(4).)

- a. **WQBEL Expression.** NPDES regulations at 40 C.F.R. section 122.45(d) require that permit limits for publicly owned treatment works be expressed as average weekly and average monthly limits, unless impracticable. This Order contains MDELs instead of weekly limits because MDELs better protect against acute water quality effects and are necessary to prevent fish kills or mortality to aquatic organisms. Weekly limits could allow acute and chronic toxicity to occur over shorter periods (acute and chronic aquatic life criteria are typically expressed as one-hour and four-day averages).
- b. **Mixing Zones and Dilution Credits.** SIP section 1.4.2 allows mixing zones and dilution credits under certain circumstances. The Discharger submitted a study titled *Near-field Mixing Zone and Dilution Analysis for the North Bayside System Unit Outfall Diffuser to Lower San Francisco Bay* (May 18, 2018) that estimates the minimum initial dilution at Discharge Point No. 002 under several scenarios using the U.S. EPA-supported CORMIX model. Modelling was based on the average dry-weather effluent flow with the median ambient velocity during low Delta outflows (chronic conditions for ammonia), the maximum design effluent flow with the average ambient velocity 30 minutes before and after slack tide during low Delta outflows (acute conditions), and the maximum four-day average effluent flow with the minimum four-day average ambient velocity during low Delta outflows (chronic toxicity). The study found that the plume is positively buoyant and rapidly mixes through the water column. This vertical mixing occurs before the momentum of the discharge is fully dissipated. As the plume continues to spread and the remaining momentum of the discharge dissipates, dilution continues to occur but at a much slower rate. The following table summarizes the modelling results for dilution at the edge of the plume at the point where the dilution rate slows significantly.

Table F-10. Minimum Initial Dilution

Parameter	Flow Conditions ^[1]	Plume Width (meters)	Plume Area ^[2] (acres)	Travel Time (seconds)	Dilution ^[3]
Ammonia (Acute)	Maximum Design Effluent Flow 64.9 MGD ^[4]	59	2.7	52	37:1
Chronic Toxicity	Maximum Four-Day Average Flow 52.3 MGD ^[5]	47	2.2	71	63:1
Ammonia (Chronic)	Permitted Average Dry-Weather Flow 24.9 MGD ^[6]	22	1.0	59	125:1

Abbreviation:

MGD = million gallons per day

Footnotes:

- ^[1] The Discharger’s flows are combined with those of the City of Burlingame Wastewater Treatment Facility, City of Millbrae Water Pollution Control Plant, and South San Francisco and San Bruno Water Quality Control Plant because the deepwater outfall is shared.
- ^[2] The plume area is approximately equal to the plume width multiplied by the diffuser length of 620 feet.
- ^[3] These dilution ratios compare the total receiving water volume after mixing to the effluent volume within the total.
- ^[4] This flow is the NBSU forcemain capacity.
- ^[5] This flow is based on data from January 1, 2015, through January 31, 2018.
- ^[6] This flow is the sum of the permitted average dry-weather flows for the City of Burlingame Wastewater Treatment Facility, City of Millbrae Water Pollution Control Plant, South San Francisco and San Bruno Water Quality Control Plant, and San Francisco International Airport’s Mel Leong Treatment Plant as of April 27, 2018.

- i. Bioaccumulative Pollutants.** For certain bioaccumulative pollutants, dilution credit is significantly restricted or denied. Specifically, these pollutants include dioxin and furan compounds, which appear on the CWA section 303(d) list for Lower San Francisco Bay because, based on available data on the concentrations of these pollutants in aquatic organisms, sediment, and the water column, they impair beneficial uses. The following factors suggest insufficient assimilative capacity in San Francisco Bay for these pollutants.

Tissue samples taken from San Francisco Bay fish show the presence of these pollutants at concentrations greater than screening levels (*Contaminant Concentrations in Fish from San Francisco Bay*, May 1997). The results of a 1994 San Francisco Bay pilot study, presented in *Contaminated Levels in Fish Tissue from San Francisco Bay* (Regional Water Board, 1994) also show elevated levels of chemical contaminants in fish tissues. The Office of Environmental Health and Hazard Assessment completed a preliminary review of the data in the 1994 report and in December 1994 issued an interim consumption advisory covering certain fish species in San Francisco Bay due to the levels of some of these pollutants. The Office of Environmental Health and Hazard Assessment updated this advisory in a May 2011 report, *Health Advisory and Safe Eating Guidelines for San Francisco Bay Fish and Shellfish*, which still suggests insufficient assimilative capacity in San Francisco Bay for 303(d)-listed pollutants. Therefore, dilution credits are denied for bioaccumulative pollutants on the 303(d) list for which data are lacking on sources and significant uncertainty exists about how different sources contribute to bioaccumulation.

- ii. Non-Bioaccumulative Pollutants (except ammonia and chronic toxicity).** For non-bioaccumulative pollutants (except ammonia and chronic toxicity), a conservative dilution credit of 10:1 ($D = 9$) has been assigned. The 10:1 dilution credit is based, in part, on Basin Plan Prohibition 1 (Table 4-1), which prohibits discharges with less than 10:1 dilution. SIP section 1.4.2 allows for limiting the dilution credit. The dilution credit is limited for the following reasons:
- (a) San Francisco Bay is a complex estuarine system with highly variable and seasonal upstream freshwater inflows and diurnal tidal saltwater inputs. SIP section 1.4.3 allows background conditions to be determined on a discharge-by-discharge or water-body-by-water-body basis. A water-body-by-water-body approach is taken here due to inherent uncertainties in characterizing ambient background conditions in a complex estuarine system on a discharge-by-discharge basis.
 - (b) Because of the complex hydrology of San Francisco Bay, there are uncertainties in accurately determining an appropriate mixing zone. The models used to predict dilution do not consider the three-dimensional nature of San Francisco Bay currents resulting from the interaction of tidal flushes and seasonal fresh water outflows. Being heavier and colder than fresh water, ocean salt water enters San Francisco Bay on a twice-daily tidal cycle, generally beneath the warmer fresh water that flows seaward. When these waters mix and interact, complex circulation patterns occur due to the varying densities of the fresh and ocean waters. The complex patterns occur throughout San Francisco Bay, but are most prevalent in San Pablo Bay, Carquinez Strait, and Suisun Bay. The locations of this mixing and interaction change depending on the strength of each tide. Additionally, sediment loads from the Central Valley change on a long-term basis, affecting the depth of different parts of San Francisco Bay, resulting in alteration of flow patterns, mixing, and dilution at the outfall.
- iii. Ammonia.** For ammonia, a conservative estimate of actual initial dilution was used to calculate the effluent limitations. This is justified because ammonia, a non-persistent pollutant, quickly disperses and degrades to a non-toxic state, and cumulative toxicity is unlikely. This Order uses the 125:1 dilution ratio ($D = 124$) to calculate WQBELs based on the chronic water quality objective because that objective is an annual median; the dilution ratio associated with the permitted average dry weather flow best represents long-term (chronic) conditions. This Order uses the 37:1 dilution ratio ($D = 36$) to calculate WQBELs based on the acute water quality objective because that objective is a maximum; the dilution associated with the peak wet weather flow, or effluent forcemain capacity, conservatively represents short-term (acute) conditions.
- iv. Chronic Toxicity.** This Order establishes a chronic toxicity dilution credit of 63:1 ($D = 62$) based on initial dilution. This is conservative because the translated criterion for chronic toxicity is expressed as a four-day average and the dilution was calculated using a maximum four-day average flow.
- c. WQBEL Calculations.** The following table shows the WQBEL calculations for copper, cyanide, dioxin-TEQ, and ammonia. The copper and cyanide WQBELs are calculated as

required by SIP section 1.4. This same methodology is used as guidance to calculate the dioxin-TEQ and ammonia WQBELs.

Table F-11. WQBEL Calculations

Pollutant	Copper	Cyanide	Dioxin TEQ	Total Ammonia (Acute)	Total Ammonia (Chronic)
Units	µg/L	µg/L	µg/L	mg/L as N	mg/L as N
Basis and Criteria Type	Basin Plan Site- Specific Objective	Basin Plan Site- Specific Objective	CTR HH	Basin Plan Aquatic Life	Basin Plan Aquatic Life
Criteria - Acute	3.9	---	---	14	---
Criteria - Chronic	2.5	---	---	---	1.5
Site-Specific Objective Criteria - Acute	9.4	9.4	---	---	---
Site-Specific Objective Criteria - Chronic	6.0	2.9	---	---	---
Water Effects Ratio (WER)	2.4	1	1	1	1
Lowest Water Quality Objective (WQO)	6.0	2.9	1.4E-08	14	1.5
Site-Specific Translator - MDEL	0.87	---	---	---	---
Site-Specific Translator - AMEL	0.73	---	---	---	---
Dilution Factor (D)	9	9	0	36	124
No. of samples per month	4	4	4	4	30
Aquatic life criteria analysis required? (Y/N)	Y	Y	N	Y	Y
HH criteria analysis required? (Y/N)	N	Y	Y	N	N
Applicable Acute WQO	11	9.4	---	14	---
Applicable Chronic WQO	8.2	2.9	---	---	1.5
HH Criteria	---	220,000	1.4E-08	---	---
Background (Maximum Conc. for Aquatic Life Calc.)	2.5	0.52	---	0.21	0.10
Background (Average Conc. for Human Health Calc.)	---	0.42	1.6E-08	---	---
Is the pollutant on the 303d list and/or bioaccumulative? (Y/N)	N	N	Y	N	N
ECA Acute	85	89	---	510	---
ECA Chronic	60	24	---	---	180
ECA HH	---	2,200,000	1.4E-08	---	---
No. of data points <10 or at least 80% of data reported non- detect? (Y/N)	N	N	Y	N	N
Avg. of Effluent Data Points	3.8	1.6	---	46	46

Pollutant	Copper	Cyanide	Dioxin TEQ	Total Ammonia (Acute)	Total Ammonia (Chronic)
Units	µg/L	µg/L	µg/L	mg/L as N	mg/L as N
Std. Dev. of Effluent Data Points	1.5	1.6	---	19.8	19.8
CV Calculated	0.39	1.0	N/A	0.43	0.43
CV (Selected) - Final	0.39	1.0	0.60	0.43	0.43
ECA Acute Mult99	0.45	0.20	---	0.42	---
ECA Chronic Mult99	0.65	0.37	---	---	0.95
LTA Acute	38	18	---	210	---
LTA Chronic	39	8.9	---	---	170
Minimum of LTAs	38	8.9	---	210	170
AMEL Mult95	1.3	2.0	1.6	1.4	1.1
MDEL Mult99	2.2	5.0	3.1	2.4	2.4
AMEL (Aquatic Life)	51	18	---	300	190
MDEL (Aquatic Life)	85	45	---	510	400
MDEL/AMEL Multiplier	1.7	2.5	2.0	1.7	2.1
AMEL (Human Health)	---	2,200,000	1.4E-08	---	---
MDEL (Human Health)	---	5,600,000	2.8E-08	---	---
Minimum of AMEL for Aq. Life vs. HH	51	18	1.4E-08	300	190
Minimum of MDEL for Aq. Life vs. HH	85	45	2.8E-08	510	400
Previous Order Limit - AMEL	42	20	1.4E-08	120	120
Previous Order Limit - MDEL	84	44	2.8E-08	310	310
Final Limit - AMEL	42	18	1.4E-08	120	120
Final Limit - MDEL	84	44	2.8E-08	310	310

- d. **Acute Toxicity.** This Order includes acute toxicity effluent limitations based on Basin Plan Table 4-3. Based on Basin Plan section 3.3.20, if the Discharger can demonstrate that ammonia causes acute toxicity in excess of the acute toxicity limitations in this Order, and that the ammonia in the discharge complies with the ammonia effluent limitations in this Order, then such toxicity does not constitute a violation of the effluent limitations for whole effluent acute toxicity.
- e. **Fecal Coliform Bacteria.** Basin Plan Table 4-2A requires limitations for total coliform bacteria for discharges to receiving waters with the shellfish harvesting beneficial use. Basin Plan Table 4-2A, footnote c, allows substituting total coliform bacteria limitations with fecal coliform bacteria limitations provided that it can be conclusively demonstrated that the substitution will not result in unacceptable adverse impacts on the beneficial uses.

Shellfish beds may be present along the shore. However, the NBSU outfall is located approximately 5,300 feet offshore and discharges effluent via a deepwater diffuser. The discharge achieves a minimum dilution ratio of 63:1 at a distance of about 100 feet from the diffuser. Due to the outfall's distance from the shore, the buoyant nature of the discharge, and the initial dilution modeled, the discharge is not expected to affect shoreline fecal coliform densities. Compliance with fecal coliform effluent limits in this Order would result in fecal coliform densities well below the water quality objectives required to protect shellfish harvesting. Therefore, the fecal coliform effluent limitations are retained from the previous order.

- f. **Enterococcus Bacteria.** The enterococcus effluent limitation is based on Basin Plan Table 4-2A, which requires this limitation for discharges to receiving waters with the water contact recreation beneficial use.

D. Discharge Requirement Considerations

1. **Antidegradation.** This Order complies with the antidegradation provisions of 40 C.F.R. section 131.12 and State Water Board Resolution 68-16. It continues the status quo with respect to the level of discharge authorized in the previous order, which was adopted in accordance with antidegradation policies and thus serves as the baseline by which to measure whether degradation will occur. This Order does not allow for a reduced level of treatment or increase effluent limitations relative to those in the previous order.

The Discharger's new industrial treatment plant authorized by Provision VI.C.5.c will not degrade water quality because it will provide treatment that will meet or exceed the performance of the existing plant.

2. **Anti-backsliding.** This Order complies with the anti-backsliding provisions of CWA sections 402(o) and 303(d)(4) and 40 C.F.R. section 122.44(l), which generally require effluent limitations in a reissued permit to be as stringent as those in the previous permit. The requirements of this Order are at least as stringent as those in the previous order. Although the previous order contained effluent limitations for selenium and zinc, the reasonable potential analysis for this Order shows that the discharge no longer demonstrates reasonable potential for these pollutants to cause or contribute to exceedances of those water quality objectives. This Order, therefore, does not retain these limitations. Elimination of these limitations is consistent with State Water Board Order No. WQ 2001-16. The previous order also contained BOD₅ and TSS percent removal requirements for the Industrial Plant during periods when the Industrial Plant received sanitary wastewater; however, this Order does not authorize the Discharger to treat sanitary wastewater at the Industrial Plant (with the exception of incidental spills, as described in Fact Sheet section IV.B.1). Therefore, this Order does not retain these requirements.
3. **Stringency of Requirements for Individual Pollutants.** This Order contains both technology-based and WQBELs for individual pollutants. The technology-based requirements implement minimum, applicable federal technology-based requirements. In addition, this Order contains more stringent effluent limitations as necessary to meet water quality standards. Collectively, this Order's restrictions on individual pollutants are no more stringent than required to implement CWA requirements.

This Order's WQBELs have been derived to implement water quality objectives that protect beneficial uses. The beneficial uses and water quality objectives have been approved pursuant to federal law and are the applicable federal water quality standards. To the extent that WQBELs were derived from the CTR, the CTR is the applicable standard pursuant to 40 C.F.R. section 131.38. The procedures for calculating these WQBELs are based on the CTR, as implemented in accordance with the SIP, which U.S. EPA approved on May 18, 2000. U.S. EPA approved most Basin Plan beneficial uses and water quality objectives prior to May 30, 2000. Beneficial uses and water quality objectives submitted to U.S. EPA prior to May 30, 2000, but not approved by U.S. EPA before that date, are nonetheless "applicable water quality standards for purposes of the CWA" pursuant to 40 C.F.R. section 131.21(c)(1). U.S. EPA approved the remaining beneficial uses and water quality objectives so they are applicable water quality standards pursuant to 40 C.F.R. section 131.21(c)(2).

V. RATIONALE FOR RECEIVING WATER LIMITATIONS

The receiving water limitations in sections V.A and V.B of the Order are based on Basin Plan narrative and numeric water quality objectives. The receiving water limitation in section V.C of the Order requires compliance with federal and State water quality standards in accordance with the CWA and regulations adopted thereunder.

VI. RATIONALE FOR PROVISIONS

A. Standard Provisions

Attachment D contains standard provisions that apply to all NPDES permits in accordance with 40 C.F.R. section 122.41 and additional conditions applicable to specific categories of permits in accordance with 40 C.F.R. section 122.42. The Discharger must comply with these provisions. The conditions set forth in 40 C.F.R. sections 122.41(a)(1) and (b) through (n) apply to all state-issued NPDES permits and must be incorporated into permits either expressly or by reference.

In accordance with 40 C.F.R. section 123.25(a)(12), states may omit or modify conditions to impose more stringent requirements. Attachment G contains standard provisions that supplement the federal standard provisions in Attachment D. This Order omits the federal conditions that address enforcement authority specified in 40 C.F.R. sections 122.41(j)(5) and (k)(2) because the State's enforcement authority under the Water Code is more stringent. In lieu of these conditions, this Order incorporates Water Code section 13387(e) by reference.

Attachment S contains provisions that are consistent with those specified in the State Water Board's *General Permit for Storm Water Discharges Associated with Industrial Activities* (NPDES No. CAS000001). This includes requirements for the Discharger to prepare a Stormwater Pollution Prevention Plan; comply with numeric action levels for total suspended solids, oil and grease, and pH; and submit an annual stormwater report by July 30 of each year.

B. Monitoring and Reporting

CWA section 308 and 40 C.F.R. sections 122.41(h), 122.41(j)-(l), 122.44(i), and 122.48 require that NPDES permits specify monitoring and reporting requirements. Water Code sections 13267 and 13383 also authorize the Regional Water Board to establish monitoring, inspection, entry, reporting, and recordkeeping requirements. The MRP establishes monitoring, reporting, and

recordkeeping requirements that implement federal and State requirements. For more background regarding these requirements, see Fact Sheet section VII. Regional Water Board Order No. R2-2016-0008 allows the Discharger to opt into certain alternative monitoring requirements.

C. Special Provisions

1. Reopener Provisions

These provisions are based on 40 C.F.R. sections 122.62 and 122.63 and allow modification of this Order and its effluent limitations as necessary in response to updated water quality objectives, regulations, or other new and relevant information that may become available in the future, and other circumstances as allowed by law.

2. Effluent Characterization Study and Report

This Order does not include effluent limitations for priority pollutants that do not demonstrate reasonable potential, but this provision requires the Discharger to evaluate monitoring data to verify that the reasonable potential analysis conclusions of this Order remain valid. This requirement is authorized pursuant to 40 C.F.R. section 122.41(h) and Water Code section 13267, and is necessary to inform the next permit reissuance and to ensure that the Discharger takes timely steps in response to any unanticipated change in effluent quality during the term of this Order.

3. Pollutant Minimization Program

This provision is based on Basin Plan section 4.13.2 and SIP section 2.4.5.

4. Special Provisions

a. Sludge and Biosolids Management. This provision is based on Basin Plan section 4.17. “Sludge” refers to the solid, semisolid, and liquid residue removed during primary, secondary, and advanced wastewater treatment processes. “Biosolids” refers to sludge that has been treated and may be beneficially reused.

b. Collection System Management. The Discharger’s collection system (see Fact Sheet section II.A.2) is part of the Facility regulated through this Order. This provision requires compliance with Attachments D and G and states that these requirements may be satisfied by complying with State Water Board Order No. 2006-0003-DWQ, Statewide General Waste Discharge Requirements for Sanitary Sewer Systems, as amended by State Water Board Order No. WQ 2013-0058-EXEC and any subsequent order updating these requirements. These statewide WDRs require public agencies that own or operate sanitary sewer systems with one or more miles of sewer lines to enroll for coverage and comply with requirements to develop sanitary sewer management plans and report sanitary sewer overflows, among other provisions and prohibitions. The statewide WDRs contain requirements for operation and maintenance of collection systems and for reporting and mitigating sanitary sewer overflows that are more extensive and, therefore, more stringent than the standard provisions in Attachments D and G. Compliance with the statewide WDRs will satisfy the corresponding requirements in Attachments D and G.

5. Other Special Provisions

- a. Copper Action Plan.** This provision is based on Basin Plan section 7.2.1.2 and is necessary to ensure that use of copper site-specific objectives is consistent with antidegradation policies. The Discharger submitted an updated inventory of potential copper sources with its annual pollution minimization program report on February 27, 2018. This Order requires the Discharger to implement pretreatment, source control, and pollution prevention for identified sources. Additional actions may be necessary depending on the three-year rolling mean copper concentration in Central or Lower San Francisco Bay (north of Hayward Shoals). Data the San Francisco Estuary Institute compiled for 2011-2015 indicate no degradation of San Francisco Bay water quality with respect to copper (<http://www.sfei.org/pages/copper-site-specific-objective-3-year-rolling-averages-0>).
- b. Cyanide Action Plan.** This provision is based on Basin Plan section 4.7.2.2 and is necessary to ensure that use of cyanide site-specific objectives is consistent with antidegradation policies. The threshold for considering influent cyanide concentrations to indicate a possible “significant cyanide discharge” in the Discharger’s service area is set at 10 µg/L. This threshold is retained from the previous order, which is about one-and-a-half times the highest cyanide concentration (7 µg/L) of all of the plant’s influent samples during the previous order term. Because all of the influent cyanide concentrations were less than 10 µg/L, if influent concentrations above this level were observed, there could be a significant cyanide source.
- c. Industrial Plant Upgrades.** This provision is based on 40 C.F.R. section 122.41(l). It specifies conditions that must be met before the Discharger brings its upgraded treatment plant online. It is necessary for the Regional Water Board to know when the upgraded plant begins treating wastewater and to ensure that the plant upgrades can effectively and reliably comply with the requirements of this Order.

The option to submit a startup operations plan is based on Water Code section 13385(j)(1)(D), which exempts the Discharger from mandatory minimum penalties for violations within a defined startup adjustment and testing period under specific conditions. This option is necessary if the Discharger wants to demonstrate that it adequately satisfied the conditions necessary for exemption from mandatory minimum penalties associated with any potential violations during the plant upgrade startup period. Pursuant to Water Code section 13385(j)(1)(D), the Discharger is exempt from mandatory minimum penalties for violations within the defined startup adjustment and testing period if the Discharger can demonstrate the following:

- i.** Compliance with its operations plan,
 - ii.** The violations resulted from the operation of the new or upgraded wastewater treatment units; and
 - iii.** The violations could not have reasonable been avoided.
- d. Sanitary Plant Assessment and Upgrades.** This provision is based on 40 C.F.R. section 122.41(e). Inspections of the Sanitary Plant on October 1, 2015, and June 28, 2018, noted concerns over proper operation and maintenance—specifically regarding the structural

integrity of the influent forcemain and effectiveness of the headworks at the Sanitary Plant. Further, the Discharger stated in its 2016 and 2017 annual self-monitoring reports 2017 that TSS and BOD₅ loads are near or above the design rates for the Sanitary Plant. This provision requires the Discharger to assess the condition of the Sanitary Plant and make upgrades if necessary to ensure reliable treatment and, thus, comply with this Order.

- e. **Relocation of Stormwater Discharge Points.** This provision is based on 40 C.F.R. section 122.41(1). It specifies conditions that must be met before the Discharger begins discharging stormwater from new outfalls. This is necessary to ensure that the Discharger operates in compliance with this Order.
- f. **Construction and Development Requirements for Stormwater.** This provision clarifies when the Discharger must apply for coverage under *NPDES General Permit for Stormwater Discharges Associated with Construction and Land Disturbance Activities*, Order No. 2009-0009-DWQ.
- g. **Deicing Operations.** Consistent with the requirements of 40 C.F.R. section 449.10, this order prohibits the use of deicing fluid that contains urea and requires the Discharger to certify annually that it does not use airfield deicing products that contain urea.

VII. RATIONALE FOR MONITORING AND REPORTING PROGRAM (MRP)

Attachment E contains the MRP for this Order. It specifies sampling locations, pollutants to be monitored (including all parameters for which effluent limitations are specified), monitoring frequencies, and reporting requirements. The following provides the rationale for these requirements:

A. Monitoring Requirements Rationale

1. **Influent Monitoring.** Influent flow monitoring is necessary to understand Facility operations and to evaluate compliance with Prohibition III.D, which prohibits average dry weather influent flow greater than 1.2 MGD at the Sanitary Plant and 1.2 MGD at the Industrial Plant. Influent CBOD₅ and TSS monitoring at the Sanitary Plant is necessary to evaluate compliance with this Order's 85 percent removal requirements. Basin Plan section 4.7.2.2 requires cyanide monitoring because this Order is based on site-specific cyanide water quality objectives.
2. **Effluent Monitoring.** Effluent flow monitoring is necessary to understand Facility operations. Monitoring for other parameters is necessary to evaluate compliance with this Order's effluent limitations and to conduct future reasonable potential analyses. Stormwater monitoring is necessary to confirm that best management practices are effective for controlling pollutant concentrations in stormwater discharges and attaining water quality standards.
3. **Toxicity Testing.** Acute and chronic toxicity tests are necessary to evaluate compliance with this Order's effluent limitations and to conduct future reasonable potential analyses. Chronic toxicity tests are also necessary to evaluate whether chronic toxicity exceeds the trigger for accelerated monitoring and Toxicity Reduction Evaluations based on Basin Plan sections 4.5.5.3.2 and 4.5.5.3.3 and Basin Plan Table 4-5.

Because the Discharger elected to participate in the *Alternate Monitoring and Reporting Requirements for Municipal Wastewater Dischargers for the Purpose of Adding Support to the San Francisco Bay Regional Monitoring Program* (Order No. R2-2016-0008) and there was no significant change in the nature of the effluent, the Discharger did not conduct a chronic toxicity screening phase study for this permit reissuance. The MRP specifies that the purple sea urchin (*Strongylocentrotus purpuratus*) or sand dollar (*Dendraster excentricus*), depending on the spawning season, is to be used for chronic toxicity testing, unless a more sensitive species is identified. The operation of a new Industrial Plant will require that the Discharger perform a chronic toxicity screening phase study due to the significant change in the nature of the effluent discharged through changes in treatment.

4. **Receiving Water Monitoring.** RMP participation is necessary to characterize the receiving water and the effects of the discharge has on it. The RMP involves collecting data on pollutants and toxicity in San Francisco Bay water, sediment, and biota.
5. **Other Monitoring Requirements.** Pursuant to CWA section 308, U.S. EPA requires dischargers to participate in a Discharge Monitoring Report-Quality Assurance (DMR-QA) Study Program. The program annually evaluates the analytical abilities of laboratories that perform or support NPDES permit-required monitoring. The program applies to discharger laboratories and contract laboratories. There are two options to comply: (1) dischargers can obtain and analyze DMR-QA samples, or (2) pursuant to a waiver U.S. EPA issued to the State Water Board, dischargers can submit results from the most recent Water Pollution Performance Evaluation Study. Dischargers must submit results annually to the State Water Board, which then forwards the results to U.S. EPA.

B. Monitoring Requirements Summary. The table below summarizes routine monitoring requirements. This table is for informational purposes only. The actual requirements are specified in the MRP and elsewhere in this Order.

Table F-12. Monitoring Requirements Summary

Parameter ^[1]	Influent INF-001-San or INF-001-Ind ^[2]	Effluent EFF-001-San, EFF-001-Ind, EFF-001, or EFF-002 ^[2]	Alternate Effluent EFF-001-San, EFF-001-Ind, EFF-001, or EFF-002 ^[2,3]	Stormwater Effluent EFF-003– EFF-010 and EFF-013 ^[2]	Recycled Water Effluent REC-001 ^[2]	Receiving Water
Flow	Continuous/D ^[4,5]	Continuous/D ^[6,7,8]	Continuous/D ^[6,7,8]	2/Year	Continuous/D	Support RMP
CBOD ₅	3/Week ^[4]	3/Week ^[6]	3/Week ^[6]	---	---	
BOD ₅	---	1/Week ^[7]	1/Week ^[7]	2/Year	---	
TSS	3/Week ^[4]	3/Week ^[6] 1/Week ^[7]	3/Week ^[6] 1/Week ^[7]	2/Year	---	
TOC	---	---	---	2/Year	---	
Oil and Grease	---	2/Month ^[6,7]	2/Month ^[6,7]	2/Year	---	
pH	---	2/Week ^[6,7]	2/Week ^[6,7]	2/Year	---	
Chlorine, Total Residual	---	1/Hour ^[9]	1/Hour ^[9]	---	---	
Ammonia, Total	---	1/Month ^[8]	1/Month ^[8]	---	---	
Cadmium, Total Recoverable	---	---	---	2/Year	---	
Copper, Total Recoverable	---	1/Month ^[8]	1/Month ^[8]	2/Year	---	

Parameter ^[1]	Influent INF-001-San or INF-001-Ind ^[2]	Effluent EFF-001-San, EFF-001-Ind, EFF-001, or EFF-002 ^[2]	Alternate Effluent EFF-001-San, EFF-001-Ind, EFF-001, or EFF-002 ^[2,3]	Stormwater Effluent EFF-003– EFF-010 and EFF-013 ^[2]	Recycled Water Effluent REC-001 ^[2]	Receiving Water
Cyanide, Total	2/Year ^[4,5]	1/Month ^[10]	1/Month ^[10]	---	---	
Lead, Total Recoverable	---	---	---	2/Year	---	
Mercury, Total Recoverable	---	---	---	2/Year	---	
Nickel, Total Recoverable	---	---	---	2/Year	---	
Zinc, Total Recoverable	---	---	---	2/Year	---	
Dioxin-TEQ	---	2/Year ^[8]	Once ^[8]	---	---	
Fecal Coliform Bacteria	---	2/Week ^[8]	2/Week ^[8]	2/Year	---	
Enterococcus Bacteria	---	1/Month ^[8]	1/Month ^[8]	---	---	
Acute Toxicity	---	1/Month ^[11]	1/Month ^[11]	---	---	
Chronic Toxicity	---	2/Year ^[11]	2/Year ^[11]	---	---	
Specific Conductance	---	---	---	2/Year	---	
Visual Observations	---	---	---	2/Year	---	
Priority pollutants	---	1/Year ^[8]	1/Year (except Once for VOCs, BNAs, and chlorinated pesticides) ^[8]	---	---	

Sampling Frequencies:

Continuous/D = measured continuously, and recorded and reported daily
 1/Hour = once per hour
 3/Week = three times per week
 2/Week = twice per week
 1/Week = once per week
 2/Month = twice per month
 1/Month = once per month
 1/Year = once per year
 2/Year = twice per year
 Once = once per permit term

Footnotes:

- [1] The Discharger shall also comply with the monitoring requirements in the Mercury and PCBs Watershed Permit (NPDES Permit No. CA0038849) and the Nutrients Watershed Permit (NPDES Permit No. CA0038873).
- [2] The MRP defines these sampling frequencies.
- [3] These monitoring frequencies apply only if and when the Discharger elects to participate in the Alternate MRP (Regional Water Board Order No. R2-2016-0008).
- [4] The Discharger is to collect samples at Monitoring Location INF-001-San.
- [5] The Discharger is to collect samples at Monitoring Location INF-001-Ind.
- [6] The Discharger is to collect samples at Monitoring Location EFF-001-San.
- [7] The Discharger is to collect samples at Monitoring Location EFF-001-Ind.
- [8] The Discharger is to collect samples at Monitoring Location EFF-001.
- [9] The Discharger is to collect samples at Monitoring Location EFF-002.
- [10] The Discharger is to collect samples at Monitoring Location EFF-001 or EFF-002.
- [11] The Discharger is to collect samples prior to disinfection, using samples from Monitoring Location EFF-001, or a combination of prechlorinated effluent flows from Monitoring Locations EFF-001-San and EFF-001-Ind, mixed in proportion to the flows from the two plants.

VIII. PUBLIC PARTICIPATION

The Regional Water Board considered the issuance of WDRs that will serve as an NPDES permit for the Facility. As a step in the WDR adoption process, Regional Water Board staff developed tentative WDRs and encouraged public participation in the WDR adoption process.

A. Notification of Interested Parties. The Regional Water Board notified the Discharger and interested agencies and persons of its intent to prescribe WDRs for the discharge and provided an opportunity to submit written comments and recommendations. Notification was provided through the *San Mateo County Times*. The public had access to the agenda and any changes in dates and locations through the Regional Water Board's website at <http://www.waterboards.ca.gov/sanfranciscobay>.

B. Written Comments. Interested persons were invited to submit written comments concerning the tentative WDRs as explained through the notification process. Comments were to be submitted either in person or by mail to the Executive Office at the Regional Water Board at 1515 Clay Street, Suite 1400, Oakland, California 94612, to the attention of Patrick Karinja.

For full staff response and Regional Water Board consideration, the written comments were due at the Regional Water Board office by **5:00 p.m. on September 5, 2018**.

C. Public Hearing. The Regional Water Board held a public hearing on the tentative WDRs during its regular meeting at the following date and time, and at the following location:

Date: Wednesday, October 10, 2018
Time: 9:00 am
Location: Elihu Harris State Office Building
1515 Clay Street, 1st Floor Auditorium
Oakland, CA 94612
Contact: Patrick Karinja, (510) 622-2407, patrick.karinja@waterboards.ca.gov.

Interested persons were invited to attend. At the public hearing, the Regional Water Board heard testimony pertinent to the discharge, WDRs, and permit. For accuracy of the record, important testimony was requested to be in writing.

Dates and venues change. The Regional Water Board web address is <http://www.waterboards.ca.gov/sanfranciscobay>, where one could access the current agenda for changes in dates and locations.

D. Reconsideration of Waste Discharge Requirements. Any aggrieved person may petition the State Water Board to review the Regional Water Board decision regarding the final WDRs. The State Water Board must receive the petition at the following address within 30 calendar days of the Regional Water Board action:

State Water Resources Control Board
Office of Chief Counsel
P.O. Box 100, 1001 I Street
Sacramento, CA 95812-0100

For instructions on how to file a petition for review, see http://www.waterboards.ca.gov/public_notices/petitions/water_quality/wqpetition_instr.shtml.

- E. Information and Copying.** The Report of Waste Discharge, related supporting documents, and comments received are on file and may be inspected at the address above at any time between 8:00 a.m. and 5:00 p.m. (except noon to 1:00 p.m.), Monday through Friday. Copying of documents may be arranged by calling (510) 622-2300.
- F. Register of Interested Persons.** Any person interested in being placed on the mailing list for information regarding the WDRs and NPDES permit should contact the Regional Water Board, reference the Facility, and provide a name, address, and phone number.
- G. Additional Information.** Requests for additional information or questions regarding this Order should be directed to Patrick Karinja, (510) 622-2407, patrick.karinja@waterboards.ca.gov.

ATTACHMENT G

REGIONAL STANDARD PROVISIONS, AND MONITORING AND REPORTING REQUIREMENTS (SUPPLEMENT TO ATTACHMENT D)

November 2017

Contents

I. STANDARD PROVISIONS – PERMIT COMPLIANCE	G-1
A. Duty to Comply	G-1
B. Need to Halt or Reduce Activity Not a Defense	G-1
C. Duty to Mitigate	G-1
1. Contingency Plan	G-1
2. Spill Prevention Plan	G-2
D. Proper Operation and Maintenance	G-2
1. Operation and Maintenance Manual	G-2
2. Wastewater Facilities Status Report	G-2
3. Proper Supervision and Operation of Publicly-Owned Treatment Works (POTWs)	G-2
E. Property Rights	G-2
F. Inspection and Entry	G-2
G. Bypass	G-2
H. Upset	G-2
I. Other	G-3
II. STANDARD PROVISIONS – PERMIT ACTION	G-3
III. STANDARD PROVISIONS – MONITORING	G-3
A. Sampling and Analyses	G-3
1. Certified Laboratories	G-3
2. Minimum Levels	G-3
3. Monitoring Frequency	G-3
B. Standard Observations	G-5
1. Receiving Water Observations	G-5
2. Wastewater Effluent Observations	G-6
3. Beach and Shoreline Observations	G-6
4. Waste Treatment and/or Disposal Facility Periphery Observations	G-6
IV. STANDARD PROVISIONS – RECORDS	G-6
A. Records to be Maintained	G-6
B. Records of Monitoring	G-6
1. Analytical Information	G-6
2. Disinfection Process	G-7
3. Wastewater Treatment Process Solids	G-7
4. Treatment Process Bypasses	G-7
5. Treatment Facility Overflows	G-7
C. Claims of Confidentiality	G-7
V. STANDARD PROVISIONS – REPORTING	G-8
A. Duty to Provide Information	G-8
B. Signatory and Certification Requirements	G-8
C. Monitoring Reports	G-8
1. Self-Monitoring Reports	G-8
D. Compliance Schedules	G-11
E. Twenty-Four Hour Reporting	G-11
1. Oil or Other Hazardous Material Spills	G-11
2. Unauthorized Municipal Wastewater Treatment Plant Discharges	G-12
F. Planned Changes	G-13
G. Anticipated Noncompliance	G-13
H. Other Noncompliance	G-13
I. Other Information	G-13
VI. STANDARD PROVISION – ENFORCEMENT	G-13

VII. ADDITIONAL PROVISIONS – NOTIFICATION LEVELS G-13
VIII. DEFINITIONS G-13

REGIONAL STANDARD PROVISIONS, AND MONITORING AND REPORTING REQUIREMENTS

APPLICABILITY

This document supplements the requirements of Federal Standard Provisions (Attachment D). For clarity, these provisions are arranged using to the same headings as those used in Attachment D.

I. STANDARD PROVISIONS - PERMIT COMPLIANCE

A. Duty to Comply – Not Supplemented

B. Need to Halt or Reduce Activity Not a Defense – Not Supplemented

C. Duty to Mitigate – Supplement to Attachment D, Provision I.C.

- 1. Contingency Plan.** The Discharger shall maintain a Contingency Plan as prudent in accordance with current facility emergency planning. The Contingency Plan shall describe procedures to ensure that existing facilities remain in, or are rapidly returned to, operation in the event of a process failure or emergency incident, such as employee strike, strike by suppliers of chemicals or maintenance services, power outage, vandalism, earthquake, or fire. The Discharger may combine the Contingency Plan and Spill Prevention Plan (see Provision I.C.2, below) into one document. In accordance with Regional Water Board Resolution No. 74-10, discharge in violation of the permit where the Discharger has failed to develop and implement a Contingency Plan as described below may be the basis for considering the discharge a willful and negligent violation of the permit pursuant to California Water Code section 13387. The Contingency Plan shall, at a minimum, provide for the following:
 - a. Sufficient personnel for continued facility operation and maintenance during employee strikes or strikes against contractors providing services;
 - b. Maintenance of adequate chemicals or other supplies, and spare parts necessary for continued facility operations;
 - c. Emergency standby power;
 - d. Protection against vandalism;
 - e. Expeditious action to repair failures of, or damage to, equipment, including any sewer lines;
 - f. Reporting of spills and discharges of untreated or inadequately treated wastes, including measures taken to clean up the effects of such discharges; and
 - g. Maintenance, replacement, and surveillance of physical condition of equipment and facilities, including any sewer lines.

2. **Spill Prevention Plan.** The Discharger shall maintain a Spill Prevention Plan to prevent accidental discharges and to minimize the effects of any such discharges. The Spill Prevention Plan shall do the following:
 - a. Identify the possible sources of accidental discharge, untreated or partially-treated waste bypass, and polluted drainage;
 - b. State when current facilities and procedures became operational and evaluate their effectiveness; and
 - c. Predict the effectiveness of any proposed facilities and procedures and provide an implementation schedule with interim and final dates when the proposed facilities and procedures will be constructed, implemented, or operational.

D. Proper Operation and Maintenance – Supplement to Attachment D, Provision I.D

1. **Operation and Maintenance Manual.** The Discharger shall maintain an Operation and Maintenance Manual to provide the plant and regulatory personnel with a source of information describing all equipment, recommended operational strategies, process control monitoring, and maintenance activities. To remain a useful and relevant document, the Operation and Maintenance Manual shall be kept updated to reflect significant changes in treatment facility equipment and operational practices. The Operation and Maintenance Manual shall be maintained in usable condition and be available for reference and use by all relevant personnel and Regional Water Board staff.
2. **Wastewater Facilities Status Report.** The Discharger shall maintain a Wastewater Facilities Status Report and regularly review, revise, or update it, as necessary. This report shall document how the Discharger operates and maintains its wastewater collection, treatment, and disposal facilities to ensure that all facilities are adequately staffed, supervised, financed, operated, maintained, repaired, and upgraded as necessary to provide adequate and reliable transport, treatment, and disposal of all wastewater from both existing and planned future wastewater sources under the Discharger's service responsibilities.
3. **Proper Supervision and Operation of Publicly-Owned Treatment Works (POTWs).** POTWs shall be supervised and operated by persons possessing certificates of appropriate grade pursuant to Title 23, section 3680, of the California Code of Regulations.

E. Property Rights – Not Supplemented

F. Inspection and Entry – Not Supplemented

G. Bypass – Not Supplemented

H. Upset – Not Supplemented

I. Other – Addition to Attachment D

1. Neither the treatment nor the discharge of pollutants shall create pollution, contamination, or nuisance as defined by California Water Code section 13050.
2. Collection, treatment, storage, and disposal systems shall be operated in a manner that precludes public contact with wastewater. If public contact with wastewater could reasonably occur on public property, warning signs shall be posted.
3. If the Discharger submits a timely and complete Report of Waste Discharge for permit reissuance, this permit shall continue in force and effect until the permit is reissued or the Regional Water Board rescinds the permit.

II. STANDARD PROVISIONS – PERMIT ACTION – Not Supplemented

III. STANDARD PROVISIONS – MONITORING

A. Sampling and Analyses – Supplement to Attachment D, Provisions III.A and III.B

1. **Certified Laboratories.** Water and waste analyses shall be performed by a laboratory certified for these analyses in accordance with California Water Code section 13176.
2. **Minimum Levels.** For the 126 priority pollutants, the Discharger should use the analytical methods listed in Table B unless the Monitoring and Reporting Program (MRP, Attachment E) requires a particular method or minimum level (ML). All monitoring instruments and equipment shall be properly calibrated and maintained to ensure accuracy of measurements.
3. **Monitoring Frequency.** The MRP specifies the minimum sampling and analysis schedule.
 - a. **Sample Collection Timing**
 - i. The Discharger shall collect influent samples on varying days selected at random and shall not include any plant recirculation or other sidestream wastes, unless otherwise stipulated in the MRP. The Executive Officer may approve an alternative influent sampling plan if it is representative of plant influent and complies with all other permit requirements.
 - ii. The Discharger shall collect effluent samples on days coincident with influent sampling, unless otherwise stipulated by the MRP. If influent sampling is not required, the Discharger shall collect effluent samples on varying days selected at random, unless otherwise stipulated in the MRP. The Executive Officer may approve an alternative effluent sampling plan if it is representative of plant discharge and in compliance with all other permit requirements.
 - iii. The Discharger shall collect effluent grab samples during periods of daytime maximum peak flows (or peak flows through secondary treatment units for facilities that recycle effluent).

- iv. Effluent sampling for conventional pollutants shall occur on at least one day of any multiple-day bioassay the MRP requires. During the course of the bioassay, on at least one day, the Discharger shall collect and retain samples of the discharge. In the event that a bioassay result does not comply with effluent limitations, the Discharger shall analyze the retained samples for pollutants that could be toxic to aquatic life and for which it has effluent limitations.
 - (a) The Discharger shall perform bioassays on final effluent samples; when chlorine is used for disinfection, bioassays shall be performed on effluent after chlorination and dechlorination; and
 - (b) The Discharger shall analyze for total ammonia nitrogen and calculate the amount of un-ionized ammonia whenever test results fail to meet effluent limitations.
- b. **Conditions Triggering Accelerated Monitoring**
 - i. **Average Monthly Effluent Limitation Exceedance.** If the results from two consecutive samples of a constituent monitored in a particular month exceed the average monthly effluent limitation for any parameter (or if the required sampling frequency is once per month or less and the monthly sample exceeds the average monthly effluent limitation), the Discharger shall, within 24 hours after the results are received, increase its sampling frequency to daily until the results from the additional sampling show that the parameter complies with the average monthly effluent limitation.
 - ii. **Maximum Daily Effluent Limitation Exceedance.** If a sample result exceeds a maximum daily effluent limitation, the Discharger shall, within 24 hours after the result is received, increase its sampling frequency to daily until the results from two samples collected on consecutive days show compliance with the maximum daily effluent limitation.
 - iii. **Acute Toxicity.** If final or intermediate results of an acute bioassay indicate a violation or threatened violation (e.g., the percentage of surviving test organisms of any single acute bioassay is less than 70 percent), the Discharger shall initiate a new test as soon as practical or as described in applicable State Water Board plan provisions that become effective after adoption of these Regional Standard Provisions. The Discharger shall investigate the cause of the mortalities and report its findings in the next self-monitoring report.
 - iv. **Chlorine.** The Discharger shall calibrate chlorine residual analyzers against grab samples as frequently as necessary to maintain accurate control and reliable operation. If an effluent violation is detected, the Discharger shall collect grab samples at least every 30 minutes until compliance with the limitation is achieved, unless the Discharger monitors chlorine residual continuously. In such cases, the Discharger shall continue to conduct continuous monitoring.
 - v. **Bypass.** Except as indicated below, if a Discharger bypasses any portion of its treatment facility, it shall monitor flows and collect samples at affected discharge points and analyze samples for all constituents with effluent limitations on a daily

basis for the duration of the bypass. The Discharger need not accelerate chronic toxicity monitoring. The Discharger also need not collect and analyze samples for mercury, dioxin-TEQ, and PCBs after the first day of the bypass. The Discharger may satisfy the accelerated acute toxicity monitoring requirement by conducting a flow-through test or static renewal test that captures the duration of the bypass (regardless of the method specified in the MRP). If bypassing disinfection units only, the Discharger shall only monitor bacteria indicators daily.

(a) Bypass for Essential Maintenance. If a Discharger bypasses a treatment unit for essential maintenance pursuant to Attachment D section I.G.2, the Executive Officer may reduce the accelerated monitoring requirements above if the Discharger (i) monitors effluent at affected discharge points on the first day of the bypass for all constituents with effluent limitations, except chronic toxicity; and (ii) identifies and implements measures to ensure that the bypass will continue to comply with effluent limitations.

(b) Approved Wet Weather Bypasses. If a Discharger bypasses a treatment unit or permitted outfall during wet weather with Executive Officer approval pursuant to Attachment D section I.G.4, the Discharger shall monitor flows and collect and retain samples for affected discharge points on a daily basis for the duration of the bypass. The Discharger shall analyze daily for TSS using 24-hour composites (or more frequent increments) and for bacteria indicators with effluent limitations using grab samples. If TSS exceeds 45 mg/L in any composite sample, the Discharger shall also analyze daily the retained samples for all other constituents with effluent limitations, except oil and grease, mercury, PCBs, dioxin-TEQ, and acute and chronic toxicity. Additionally, at least once each year, the Discharger shall analyze the retained samples for one approved bypass for all other constituents with effluent limitations, except oil and grease, mercury, PCBs, dioxin-TEQ, and acute and chronic toxicity. This monitoring shall be in addition to the minimum monitoring specified in the MRP.

B. Standard Observations – Addition to Attachment D

- 1. Receiving Water Observations.** The following requirements only apply when the MRP requires standard observations of receiving waters. Standard observations shall include the following:
 - a. Floating and Suspended Materials** (e.g., oil, grease, algae, and other macroscopic particulate matter) — presence or absence, source, and size of affected area.
 - b. Discoloration and Turbidity** — color, source, and size of affected area.
 - c. Odor** — presence or absence, characterization, source, and distance of travel.
 - d. Beneficial Water Use** — estimated number of water-associated waterfowl or wildlife, fisherpeople, and other recreational activities.
 - e. Hydrographic Condition** — time and height of high and low tides (corrected to nearest National Oceanic and Atmospheric Administration location for the sampling date and time).

- 2. Disinfection Process.** For the disinfection process, records shall include the following:
 - a.** For bacteriological analyses:
 - i.** Wastewater flow rate at the time of sample collection; and
 - ii.** Required statistical parameters for cumulative bacterial values (e.g., moving median or geometric mean for the number of samples or sampling period identified in the MRP).
 - b.** For the chlorination process (when chlorine is used for disinfection), at least daily average values for the following:
 - i.** Chlorine residual of treated wastewater as it enters the chlorine contact basin (mg/L);
 - ii.** Chlorine dosage (kg/day); and
 - iii.** Dechlorination chemical dosage (kg/day).
- 3. Wastewater Treatment Process Solids.** For each treatment unit process that involves solids removal from the wastewater stream, records shall include the following:
 - a.** Total volume or mass of solids removed from each collection unit (e.g., grit, skimmings, undigested biosolids, or combination) for each calendar month or other time period as appropriate, but not to exceed annually; and
 - b.** Final disposition of such solids (e.g., landfill, other subsequent treatment unit).
- 4. Treatment Process Bypasses.** For all treatment process bypasses, including wet weather blending, records shall include the following:
 - a.** Chronological log of treatment process bypasses;
 - b.** Identification of treatment processes bypassed;
 - c.** Beginning and ending dates and times of bypasses;
 - d.** Bypass durations;
 - e.** Estimated bypass volumes; and
 - f.** Description of, or reference to other reports describing, the bypasses, their cause, the corrective actions taken (except for wet weather blending explicitly approved within the permit and in compliance with any related permit conditions), and any additional monitoring conducted.
- 5. Treatment Plant Overflows.** The Discharger shall retain a chronological log of overflows at the treatment plant, including the headworks and all units and appurtenances downstream, and records supporting the information provided in accordance with Provision V.E.2, below.

C. Claims of Confidentiality – Not Supplemented

V. STANDARD PROVISIONS – REPORTING

A. Duty to Provide Information – Not Supplemented

B. Signatory and Certification Requirements – Not Supplemented

C. Monitoring Reports – Supplement to Attachment D, Provision V.C

1. Self-Monitoring Reports. For each reporting period established in the MRP, the Discharger shall submit a self-monitoring report to the Regional Water Board in accordance with the requirements listed in the MRP and below:

a. Transmittal Letter. Each self-monitoring report shall be submitted with a transmittal letter that includes the following:

- i.** Identification of all violations of effluent limitations or other waste discharge requirements found during the reporting period;
- ii.** Details regarding the violations, such as parameters, magnitude, test results, frequency, and dates;
- iii.** Causes of the violations;
- iv.** Corrective actions taken or planned to resolve violations and prevent recurrences, and dates or time schedules for implementation (the Discharger may refer to previously submitted reports that address the corrective actions);
- v.** Explanation for any data invalidation. Data should not be submitted in a self-monitoring report if it does not meet quality assurance/quality control standards. However, if the Discharger wishes to invalidate a measurement after submitting it in a self-monitoring report, the Discharger shall identify the measurement suspected to be invalid and state the Discharger's intent to submit, within 60 days, a formal request to invalidate the measurement. The formal request shall include the original measurement in question, the reason for invalidating the measurement, all relevant documentation that supports invalidation (e.g., laboratory sheet, log entry, test results), and a discussion of the corrective actions taken or planned (with a time schedule for completion) to prevent recurrence of the sampling or measurement problem;
- vi.** Description of blending, if any. If the Discharger blends, it shall describe the duration of blending events and certify whether the blending complied with all conditions for blending;
- vii.** Description of other bypasses, if any. If the Discharger bypasses any treatment units (other than blending), it shall describe the duration of the bypasses and effluent quality during those times; and
- viii.** Signature. The transmittal letter shall be signed in accordance with Attachment D, Provision V.B.

- b. Compliance Evaluation Summary.** Each self-monitoring report shall include a compliance evaluation summary that addresses each parameter for which the permit specifies effluent limitations, the number of samples taken during the monitoring period, and the number of samples that exceed the effluent limitations.
- c. More Frequent Monitoring.** If the Discharger monitors any pollutant more frequently than required by the MRP, the Discharger shall include the results of such monitoring in the calculation and reporting of the data submitted in the self-monitoring report.
- d. Analysis Results**
- i. Tabulation.** Each self-monitoring report shall include tabulations of all required analyses and observations, including parameters, dates, times, sample stations, types of samples, test results, method detection limits, method minimum levels, and method reporting levels (if applicable), signed by the laboratory director or other responsible official.
- ii. Multiple Samples.** Unless the MRP specifies otherwise, when determining compliance with effluent limitations (other than instantaneous effluent limitations) and more than one sample result is available, the Discharger shall compute the arithmetic mean. If the data set contains one or more results that are “Detected, but Not Quantified (DNQ) or “Not Detected” (ND), the Discharger shall instead compute the median in accordance with the following procedure:
- (a)** The data set shall be ranked from low to high, reported ND determinations lowest, DNQ determinations next, followed by quantified values (if any). The order of the individual ND or DNQ determinations is unimportant.
- (b)** The median of the data set shall be determined. If the data set has an odd number of data points, the median is the middle value. If the data set has an even number of data points, the median is the average of the two values around the middle, unless one or both of these values is ND or DNQ, in which case the median shall be the lower of the two results (where DNQ is lower than a quantified value and ND is lower than DNQ).
- iii. Duplicate Samples.** The Discharger shall report the average of duplicate sample analyses when reporting for a single sample result (or the median if one or more of the duplicates is DNQ or ND [see Provision V.C.1.c.ii, above]). For bacteria indicators, the Discharger shall report the geometric mean of the duplicate analyses.
- iv. Dioxin-TEQ.** The Discharger shall report for each dioxin and furan congener the analytical results of effluent monitoring, including the reporting level, the method detection limit, and the measured concentration. The Discharger shall report all measured values of individual congeners, including data qualifiers. When calculating dioxin-TEQ, the Discharger shall set congener concentrations below the minimum levels (MLs) to zero. The Discharger shall calculate and report dioxin-TEQ using the following formula, where the MLs, toxicity equivalency factors (TEFs), and bioaccumulation equivalency factors (BEFs) are as provided in Table A:

$$\text{Dioxin-TEQ} = \sum (C_x \times \text{TEF}_x \times \text{BEF}_x)$$

where: C_x = measured or estimated concentration of congener x
 TEF_x = toxicity equivalency factor for congener x
 BEF_x = bioaccumulation equivalency factor for congener x

Table A
 Minimum Levels, Toxicity Equivalency Factors,
 and Bioaccumulation Equivalency Factors

Dioxin or Furan Congener	Minimum Level (pg/L)	2005 Toxicity Equivalency Factor (TEF)	Bioaccumulation Equivalency Factor (BEF)
2,3,7,8-TCDD	10	1.0	1.0
1,2,3,7,8-PeCDD	50	1.0	0.9
1,2,3,4,7,8-HxCDD	50	0.1	0.3
1,2,3,6,7,8-HxCDD	50	0.1	0.1
1,2,3,7,8,9-HxCDD	50	0.1	0.1
1,2,3,4,6,7,8-HpCDD	50	0.01	0.05
OCDD	100	0.0003	0.01
2,3,7,8-TCDF	10	0.1	0.8
1,2,3,7,8-PeCDF	50	0.03	0.2
2,3,4,7,8-PeCDF	50	0.3	1.6
1,2,3,4,7,8-HxCDF	50	0.1	0.08
1,2,3,6,7,8-HxCDF	50	0.1	0.2
1,2,3,7,8,9-HxCDF	50	0.1	0.6
2,3,4,6,7,8-HxCDF	50	0.1	0.7
1,2,3,4,6,7,8-HpCDF	50	0.01	0.01
1,2,3,4,7,8,9-HpCDF	50	0.01	0.4
OCDF	100	0.0003	0.02

- e. **Results Not Yet Available.** The Discharger shall make all reasonable efforts to obtain analytical data for required parameter sampling in a timely manner. Certain analyses may require additional time to complete analytical processes and report results. In these cases, the Discharger shall describe the circumstances in the self-monitoring report and include the data for these parameters and relevant discussions of any violations in the next self-monitoring report due after the results are available.
- f. **Annual Self-Monitoring Reports.** By the date specified in the MRP, the Discharger shall submit an annual self-monitoring report covering the previous calendar year. The report shall contain the following:
 - i. Comprehensive discussion of treatment plant performance, including documentation of any blending or other bypass events, and compliance with the permit. This discussion shall include any corrective actions taken or planned, such as changes to facility equipment or operation practices that may be needed to achieve compliance, and any other actions taken or planned that are intended to improve the performance and reliability of wastewater collection, treatment, or disposal practices;
 - ii. List of approved analyses, including the following:
 - (a) List of analyses for which the Discharger is certified;

- (b) List of analyses performed for the Discharger by a separate certified laboratory (copies of reports signed by the laboratory director of that laboratory need not be submitted but shall be retained onsite); and
- (c) List of “waived” analyses, as approved;
- iii. Plan view drawing or map showing the Discharger’s facility, flow routing, and sampling and observation station locations; and
- iv. Results of facility report reviews. The Discharger shall regularly review, revise, and update, as necessary, the Operation and Maintenance Manual, Contingency Plan, Spill Prevention Plan, and Wastewater Facilities Status Report so these documents remain useful and relevant to current practices. At a minimum, reviews shall be conducted annually. The Discharger shall describe or summarize its review and evaluation procedures, recommended or planned actions, and estimated time schedule for implementing these actions. The Discharger shall complete changes to these documents to ensure that they remain up-to-date.

D. Compliance Schedules – Not supplemented

E. Twenty-Four Hour Reporting – Supplement to Attachment D, Provision V.E

1. Oil or Other Hazardous Material Spills

- a. Within 24 hours of becoming aware of a spill of oil or other hazardous material not contained onsite and completely cleaned up, the Discharger shall report as follows:
 - i. If the spill exceeds reportable quantities for hazardous materials listed in 40 C.F.R. part 302. The Discharger shall call the California Office of Emergency Services (800-852-7550).
 - ii. If the spill does not exceed reportable quantities for hazardous materials listed in 40 C.F.R., part 302, the Discharger shall call the Regional Water Board (510-622-2369).
- b. The Discharger shall submit a written report to the Regional Water Board within five working days following either of the above telephone notifications unless directed otherwise by Regional Water Board staff. A report submitted electronically is acceptable. The written report shall include the following:
 - i. Date and time of spill, and duration if known;
 - ii. Location of spill (street address or description of location);
 - iii. Nature of material spilled;
 - iv. Quantity of material spilled;
 - v. Receiving water body affected, if any;

- vi. Cause of spill;
- vii. Estimated size of affected area;
- viii. Observed impacts to receiving waters (e.g., oil sheen, fish kill, water discoloration);
- ix. Corrective actions taken to contain, minimize, or clean up the spill;
- x. Future corrective actions planned to prevent recurrence, and implementation schedule; and
- xi. Persons or agencies notified.

2. Unauthorized Municipal Wastewater Treatment Plant Discharges¹

- a. **Two-Hour Notification.** For any unauthorized discharge that enters a drainage channel or surface water, the Discharger shall, as soon as possible, but not later than two hours after becoming aware of the discharge, notify the California Office of Emergency Services (800-852-7550) and the local health officer or director of environmental health with jurisdiction over the affected water body. Notification shall include the following:
 - i. Incident description and cause;
 - ii. Location of threatened or involved waterways or storm drains;
 - iii. Date and time that the unauthorized discharge started;
 - iv. Estimated quantity and duration of the unauthorized discharge (to the extent known), and estimated amount recovered;
 - v. Level of treatment prior to discharge (e.g., raw wastewater, primary-treated wastewater, or undisinfected secondary-treated wastewater); and
 - vi. Identity of person reporting the unauthorized discharge.
- b. **Five-Day Written Report.** Within five business days following the two-hour notification, the Discharger shall submit a written report that includes, in addition to the information listed in Provision V.E.2.a, above, the following:
 - i. Methods used to delineate the geographical extent of the unauthorized discharge within receiving waters;
 - ii. Efforts implemented to minimize public exposure to the unauthorized discharge;
 - iii. Visual observations of the impacts (if any) noted in the receiving waters (e.g., fish kill, discoloration of receiving water) and extent of sampling if conducted;

¹ California Code of Regulations, Title 23, section 2250(b), defines an unauthorized discharge to be a discharge, not regulated by waste discharge requirements, of treated, partially-treated, or untreated wastewater resulting from the intentional or unintentional diversion of wastewater from a collection, treatment, or disposal system.

- iv. Corrective measures taken to minimize the impact of the unauthorized discharge;
- v. Measures to be taken to minimize the potential for a similar unauthorized discharge in the future;
- vi. Summary of Spill Prevention Plan or Operation and Maintenance Manual modifications to be made, if necessary, to minimize the potential for future unauthorized discharges; and
- vii. Quantity and duration of the unauthorized discharge, and the amount recovered.

F. Planned Changes – Not supplemented

G. Anticipated Noncompliance – Not supplemented

H. Other Noncompliance – Not supplemented

I. Other Information – Not supplemented

VI. STANDARD PROVISION – ENFORCEMENT – Not Supplemented

VII. ADDITIONAL PROVISIONS – NOTIFICATION LEVELS – Not Supplemented

VIII. DEFINITIONS – Addition to Attachment D

More definitions can be found in Attachment A of this NPDES Permit.

A. Arithmetic Calculations –

1. **Geometric Mean.** The antilog of the log mean or the back-transformed mean of the logarithmically transformed variables, which is equivalent to the multiplication of the antilogarithms. The geometric mean can be calculated with either of the following equations:

$$\text{Geometric Mean} = \text{Anti log} \left(\frac{1}{N} \sum_{i=1}^N \text{Log}(C_i) \right)$$

or

$$\text{Geometric Mean} = (C_1 \times C_2 \times \dots \times C_N)^{1/N}$$

Where “N” is the number of data points for the period analyzed and “C” is the concentration for each of the “N” data points.

2. **Mass Emission Rate.** The rate of discharge expressed in mass. The mass emission rate is obtained from the following calculation for any calendar day:

$$\text{Mass emission rate (lb/day)} = \frac{8.345}{N} \sum_{i=1}^N Q_i C_i$$

$$\text{Mass emission rate (kg/day)} = \frac{3.785}{N} \sum_{i=1}^N Q_i C_i$$

In which “N” is the number of samples analyzed in any calendar day and “Q_i” and “C_i” are the flow rate (MGD) and the constituent concentration (mg/L) associated with each of the “N” grab samples that may be taken in any calendar day. If a composite sample is taken, “C_i” is the concentration measured in the composite sample and “Q_i” is the average flow rate occurring during the period over which the samples are composited. The daily concentration of a constituent measured over any calendar day shall be determined from the flow-weighted average of the same constituent in the combined waste streams as follows:

$$C_d = \text{Average daily concentration} = \frac{1}{Q_t} \sum_{i=1}^N Q_i C_i$$

In which “N” is the number of component waste streams and “Q” and “C” are the flow rate (MGD) and the constituent concentration (mg/L) associated with each of the “N” waste streams. “Q_t” is the total flow rate of the combined waste streams.

- 3. Removal Efficiency.** The ratio of pollutants removed by the treatment facilities to pollutants entering the treatment facilities (expressed as a percentage). The Discharger shall determine removal efficiencies using monthly averages (by calendar month unless otherwise specified) of pollutant concentration of influent and effluent samples collected at about the same time and using the following equation (or its equivalent):

$$\text{Removal Efficiency (\%)} = 100 \times [1 - (\text{Effluent Concentration} / \text{Influent Concentration})]$$

- B. Blending** – the practice of bypassing biological treatment units and recombining the bypass wastewater with biologically-treated wastewater.
- C. Composite Sample** – a sample composed of individual grab samples collected manually or by an automatic sampling device on the basis of time or flow as specified in the MRP. For flow-based composites, the proportion of each grab sample included in the composite sample shall be within plus or minus five percent (+/-5%) of the representative flow of the waste stream being measured at the time of grab sample collection. Alternatively, equal volume grab samples may be individually analyzed with the flow-weighted average calculated by averaging flow-weighted ratios of each grab sample analytical result. Grab samples comprising time-based composite samples shall be collected at intervals not greater than those specified in the MRP. The quantity of each grab sample comprising a time-based composite sample shall be a set of flow proportional volumes as specified in the MRP. If a particular time-based or flow-based composite sampling protocol is not specified in the MRP, the Discharger shall determine and implement the most representative protocol.
- D. Duplicate Sample** – a second sample taken from the same source and at the same time as an initial sample (such samples are typically analyzed identically to measure analytical variability).
- E. Grab Sample** – an individual sample collected during a short period not exceeding 15 minutes. Grab samples represent only the condition that exists at the time the sample is collected.

- F. Overflow** – the intentional or unintentional spilling or forcing out of untreated or partially-treated waste from a transport system (e.g., through manholes, at pump stations, or at collection points) upstream of the treatment plant headworks or from any part of a treatment plant.

- G. Priority Pollutants** – those constituents referred to in 40 C.F.R. part 122 as promulgated in the Federal Register, Vol. 65, No. 97, Thursday, May 18, 2000, also known as the California Toxics Rule.

- H. Untreated waste** – raw wastewater.

Table B
 List of Monitoring Parameters and Analytical Methods

CTR No.	Pollutant/Parameter	Analytical Method ²	Minimum Levels ³ (µg/l)											
			GC	GCMS	LC	Color	FAA	GFAA	ICP	ICP MS	SPGFAA	HYD RIDE	CVAA	DCP
1	Antimony	204.2					10	5	50	0.5	5	0.5		1000
2	Arsenic	206.3				20		2	10	2	2	1		1000
3	Beryllium						20	0.5	2	0.5	1			1000
4	Cadmium	200 or 213					10	0.5	10	0.25	0.5			1000
5a	Chromium (III)	SM 3500												
5b	Chromium (VI)	SM 3500				10	5							1000
	Chromium (total) ⁴	SM 3500					50	2	10	0.5	1			1000
6	Copper	200.9					25	5	10	0.5	2			1000
7	Lead	200.9					20	5	5	0.5	2			10,000
8	Mercury	1631 (note) ⁵												
9	Nickel	249.2					50	5	20	1	5			1000
10	Selenium	200.8 or SM 3114B or C						5	10	2	5	1		1000
11	Silver	272.2					10	1	10	0.25	2			1000
12	Thallium	279.2					10	2	10	1	5			1000
13	Zinc	200 or 289					20		20	1	10			
14	Cyanide	SM 4500 CN ⁻ C or I				5								
15	Asbestos (only required for dischargers to MUN waters) ⁶	0100.2 ⁷												
16	2,3,7,8-TCDD and 17 congeners (Dioxin)	1613												
17	Acrolein	603	2.0	5										
18	Acrylonitrile	603	2.0	2										
19	Benzene	602	0.5	2										
33	Ethylbenzene	602	0.5	2										
39	Toluene	602	0.5	2										
20	Bromoform	601	0.5	2										
21	Carbon Tetrachloride	601	0.5	2										
22	Chlorobenzene	601	0.5	2										
23	Chlorodibromomethane	601	0.5	2										
24	Chloroethane	601	0.5	2										
25	2-Chloroethylvinyl Ether	601	1	1										
26	Chloroform	601	0.5	2										
75	1,2-Dichlorobenzene	601	0.5	2										
76	1,3-Dichlorobenzene	601	0.5	2										

² The suggested method is the U.S. EPA Method unless otherwise specified (SM = Standard Methods). The Discharger may use another U.S. EPA-approved or recognized method if that method has a level of quantification below the applicable water quality objective. Where no method is suggested, the Discharger has the discretion to use any standard method.

³ Minimum levels are from the *State Implementation Policy*. They are the concentration of the lowest calibration standard for that technique based on a survey of contract laboratories. Laboratory techniques are defined as follows: GC = Gas Chromatography; GCMS = Gas Chromatography/Mass Spectrometry; LC = High Pressure Liquid Chromatography; Color = Colorimetric; FAA = Flame Atomic Absorption; GFAA = Graphite Furnace Atomic Absorption; ICP = Inductively Coupled Plasma; ICPMS = Inductively Coupled Plasma/Mass Spectrometry; SPGFAA = Stabilized Platform Graphite Furnace Atomic Absorption (i.e., U.S. EPA 200.9); Hydride = Gaseous Hydride Atomic Absorption; CVAA = Cold Vapor Atomic Absorption; DCP = Direct Current Plasma.

⁴ Analysis for total chromium may be substituted for analysis of chromium (III) and chromium (VI) if the concentration measured is below the lowest hexavalent chromium criterion (11 µg/l).

⁵ The Discharger shall use ultra-clean sampling (U.S. EPA Method 1669) and ultra-clean analytical methods (U.S. EPA Method 1631) for mercury monitoring. The minimum level for mercury is 2 ng/l (or 0.002 µg/l).

⁶ MUN = Municipal and Domestic Supply. This designation, if applicable, is in the Findings of the permit.

⁷ Determination of Asbestos Structures over 10 [micrometers] in Length in Drinking Water Using MCE Filters, U.S. EPA 600/R-94-134, June 1994.

CTR No.	Pollutant/Parameter	Analytical Method ²	Minimum Levels ³ (µg/l)											
			GC	GCMS	LC	Color	FAA	GFAA	ICP	ICP MS	SPGFAA	HYD RIDE	CVAA	DCP
77	1,4-Dichlorobenzene	601	0.5	2										
27	Dichlorobromomethane	601	0.5	2										
28	1,1-Dichloroethane	601	0.5	1										
29	1,2-Dichloroethane	601	0.5	2										
30	1,1-Dichloroethylene or 1,1-Dichloroethene	601	0.5	2										
31	1,2-Dichloropropane	601	0.5	1										
32	1,3-Dichloropropylene or 1,3-Dichloropropene	601	0.5	2										
34	Methyl Bromide or Bromomethane	601	1.0	2										
35	Methyl Chloride or Chloromethane	601	0.5	2										
36	Methylene Chloride or Dichloromethane	601	0.5	2										
37	1,1,2,2-Tetrachloroethane	601	0.5	1										
38	Tetrachloroethylene	601	0.5	2										
40	1,2-Trans-Dichloroethylene	601	0.5	1										
41	1,1,1-Trichloroethane	601	0.5	2										
42	1,1,2-Trichloroethane	601	0.5	2										
43	Trichloroethene	601	0.5	2										
44	Vinyl Chloride	601	0.5	2										
45	2-Chlorophenol	604	2	5										
46	2,4-Dichlorophenol	604	1	5										
47	2,4-Dimethylphenol	604	1	2										
48	2-Methyl-4,6-Dinitrophenol or Dinitro-2-methylphenol	604	10	5										
49	2,4-Dinitrophenol	604	5	5										
50	2-Nitrophenol	604		10										
51	4-Nitrophenol	604	5	10										
52	3-Methyl-4-Chlorophenol	604	5	1										
53	Pentachlorophenol	604	1	5										
54	Phenol	604	1	1		50								
55	2,4,6-Trichlorophenol	604	10	10										
56	Acenaphthene	610 HPLC	1	1	0.5									
57	Acenaphthylene	610 HPLC		10	0.2									
58	Anthracene	610 HPLC		10	2									
60	Benzo(a)Anthracene or 1,2 Benzanthracene	610 HPLC	10	5										
61	Benzo(a)Pyrene	610 HPLC		10	2									
62	Benzo(b)Fluoranthene or 3,4 Benzofluoranthene	610 HPLC		10	10									
63	Benzo(ghi)Perylene	610 HPLC		5	0.1									
64	Benzo(k)Fluoranthene	610 HPLC		10	2									
74	Dibenzo(a,h)Anthracene	610 HPLC		10	0.1									
86	Fluoranthene	610 HPLC	10	1	0.05									
87	Fluorene	610 HPLC		10	0.1									
92	Indeno(1,2,3-cd) Pyrene	610 HPLC		10	0.05									
100	Pyrene	610 HPLC		10	0.05									
68	Bis(2-Ethylhexyl)Phthalate	606 or 625	10	5										
70	Butylbenzyl Phthalate	606 or 625	10	10										
79	Diethyl Phthalate	606 or 625	10	2										
80	Dimethyl Phthalate	606 or 625	10	2										
81	Di-n-Butyl Phthalate	606 or 625		10										
84	Di-n-Octyl Phthalate	606 or 625		10										
59	Benzdine	625		5										

CTR No.	Pollutant/Parameter	Analytical Method ²	Minimum Levels ³ (µg/l)												
			GC	GCMS	LC	Color	FAA	GFAA	ICP	ICP MS	SPGFAA	HYD RIDE	CVAA	DCP	
65	Bis(2-Chloroethoxy)Methane	625		5											
66	Bis(2-Chloroethyl)Ether	625	10	1											
67	Bis(2-Chloroisopropyl)Ether	625	10	2											
69	4-Bromophenyl Phenyl Ether	625	10	5											
71	2-Chloronaphthalene	625		10											
72	4-Chlorophenyl Phenyl Ether	625		5											
73	Chrysene	625		10	5										
78	3,3'-Dichlorobenzidine	625		5											
82	2,4-Dinitrotoluene	625	10	5											
83	2,6-Dinitrotoluene	625		5											
85	1,2-Diphenylhydrazine (note) ⁸	625		1											
88	Hexachlorobenzene	625	5	1											
89	Hexachlorobutadiene	625	5	1											
90	Hexachlorocyclopentadiene	625	5	5											
91	Hexachloroethane	625	5	1											
93	Isophorone	625	10	1											
94	Naphthalene	625	10	1	0.2										
95	Nitrobenzene	625	10	1											
96	N-Nitrosodimethylamine	625	10	5											
97	N-Nitrosodi-n-Propylamine	625	10	5											
98	N-Nitrosodiphenylamine	625	10	1											
99	Phenanthrene	625		5	0.05										
101	1,2,4-Trichlorobenzene	625	1	5											
102	Aldrin	608	0.005												
103	α-BHC	608	0.01												
104	β-BHC	608	0.005												
105	γ-BHC (Lindane)	608	0.02												
106	δ-BHC	608	0.005												
107	Chlordane	608	0.1												
108	4,4'-DDT	608	0.01												
109	4,4'-DDE	608	0.05												
110	4,4'-DDD	608	0.05												
111	Dieldrin	608	0.01												
112	Endosulfan (alpha)	608	0.02												
113	Endosulfan (beta)	608	0.01												
114	Endosulfan Sulfate	608	0.05												
115	Endrin	608	0.01												
116	Endrin Aldehyde	608	0.01												
117	Heptachlor	608	0.01												
118	Heptachlor Epoxide	608	0.01												
119-125	PCBs: Aroclors 1016, 1221, 1232, 1242, 1248, 1254, 1260	608	0.5												
126	Toxaphene	608	0.5												

⁸ Measurement for 1,2-Diphenylhydrazine may use azobenzene as a screen: if azobenzene is measured at >1 ug/l, then the Discharger shall analyze for 1,2-Diphenylhydrazine.

ATTACHMENT S

STORMWATER PROVISIONS, MONITORING, AND REPORTING REQUIREMENTS

November 2017

Contents

I. STANDARD PROVISIONS – PERMIT COMPLIANCE	S-1
A. Stormwater Pollution Prevention Plan (SWPPP)	S-1
B. Site Map	S-2
C. List of Industrial Materials	S-2
D. Potential Pollutant Sources.....	S-2
E. Assessment of Potential Pollutant Sources.....	S-3
F. Minimum Best Management Practices (BMPs).....	S-4
G. Action Levels and Advanced BMPs.....	S-5
H. BMP Descriptions	S-6
I. Annual Comprehensive Facility Compliance Evaluation	S-7
II. STANDARD PROVISIONS – MONITORING	S-7
A. Visual Observations	S-7
1. Monthly Visual Observations	S-7
2. Sampling Event Visual Observations	S-7
3. Visual Observation Records	S-8
4. SWPPP Revisions	S-8
B. Sampling and Analysis	S-8
III. STANDARD PROVISIONS – REPORTING	S-8
A. Annual Stormwater Report.....	S-8
IV. DEFINITIONS	S-9

STORMWATER PROVISIONS

APPLICABILITY

These stormwater provisions only apply to facilities that do not direct all stormwater flows from process areas to a wastewater treatment plant's headworks or do not enroll in NPDES Permit No. CAS000001 (General Permit for Stormwater Discharges Associated with Industrial Activities).

I. STANDARD PROVISIONS - PERMIT COMPLIANCE

A. Stormwater Pollution Prevention Plan (SWPPP). The Discharger shall prepare a SWPPP that includes the following elements:

1. Facility name and contact information;
2. Site map;
3. List of industrial materials;
4. Description of potential pollution sources;
5. Assessment of potential pollutant sources;
6. Minimum Best Management Practices (BMPs);
7. Advanced BMPs, if applicable;
8. Monitoring implementation plan;
9. Annual comprehensive facility compliance evaluation; and
10. Date SWPPP initially prepared and dates of each SWPPP amendment.

The SWPPP shall be designed in accordance with good engineering practices to achieve the following objectives:

- Identify and evaluate all pollutant sources that may affect stormwater discharge quality;
- Identify, assign, and implement control measures and management practices to reduce or prevent pollutants in stormwater discharges; and
- Identify and describe conditions or circumstances that may require revisions to the SWPPP.

The SWPPP shall be retained onsite, revised whenever necessary, and made available upon request of any Regional Water Board representative. The SWPPP may be combined with the Spill Prevention Plan (see Attachment G Provision I.C.2).

- B. Site Map.** The Discharger shall prepare one or more site maps that include notes, legends, a north arrow, and other data as appropriate to ensure the map is clear, legible and understandable, including the following:
1. The facility boundary, stormwater drainage areas within the facility boundary, and portions of any drainage area impacted by discharges from surrounding areas (the maps shall include the flow direction of each drainage area, on-facility surface water bodies, areas of soil erosion, and locations of nearby water bodies [e.g., rivers, lakes, wetlands] or municipal storm drain inlets that may receive the facility's industrial stormwater discharges and authorized non-stormwater discharges);
 2. Locations of stormwater collection and conveyance systems, associated discharge locations, and direction of flow (the maps shall include sample locations if different than the discharge locations);
 3. Locations and descriptions of structural control measures (e.g., catch basins, berms, detention ponds, secondary containment, oil/water separators, diversion barriers) that affect industrial stormwater discharges, authorized non-stormwater discharges, and run-on;
 4. Identification of all impervious areas, including paved areas, buildings, covered storage areas, or other roofed structures;
 5. Locations where materials are directly exposed to precipitation and the locations where identified significant spills or leaks have occurred; and
 6. Areas of industrial activity (the maps shall identify all industrial storage areas and storage tanks, shipping and receiving areas, fueling areas, vehicle and equipment storage and maintenance areas, material handling and processing areas, waste treatment and disposal areas, dust or particulate generating areas, cleaning and material reuse areas, and other areas of industrial activity that may have potential pollutant sources).
- C. List of Industrial Materials.** The SWPPP shall contain a list of industrial materials handled at the facility and the locations where each material is stored, received, shipped, and handled, as well as the typical quantities and handling frequency.
- D. Potential Pollutant Sources.** The Discharger shall describe and assess potential stormwater pollutant sources, including the following:
1. **Industrial Processes.** Industrial processes may include manufacturing, cleaning, maintenance, recycling, and disposal. The SWPPP shall describe the type, characteristics, and approximate quantity of industrial materials used and areas protected by containment structures and the corresponding containment capacity.
 2. **Material Handling and Storage Areas.** The SWPPP shall describe the type, characteristics, and quantity of industrial materials handled or stored; shipping, receiving, and loading procedures; spill and leak prevention and response procedures; and areas protected by containment structures and the corresponding containment capacity.

3. **Dust and Particulate Generating Activities.** The SWPPP shall describe the discharge locations, source type, and characteristics of the dust or particulate pollutant.
 4. **Significant Spills and Leaks.** The Discharger shall evaluate the facility for areas where spills and leaks can occur. The SWPPP shall list any industrial materials spilled or leaked in significant quantities and discharged from the facility's stormwater conveyance system within the previous five years, including but not limited to any chemicals identified in 40 C.F.R. section 302 as reported on U.S. EPA Form R and any oil and hazardous substances discharged in excess of reportable quantities (40 C.F.R. §§ 110, 117, and 302). The SWPPP shall also list any industrial materials spilled or leaked in significant quantities that had the potential to be discharged from the facility's stormwater conveyance system within the previous five years. For each listed industrial material spill and leak, the SWPPP shall include the location, characteristics, and approximate quantity of the material spilled or leaked; the approximate quantity of the material discharged; the cleanup or remedial actions taken or planned; the approximate quantity of remaining material that could be discharged; and the preventive measures taken to ensure that spills or leaks do not reoccur.
 5. **Non-Stormwater Discharges.** The SWPPP shall describe all non-stormwater discharges, including the source, quantity, frequency, characteristics, and associated drainage area, and indicate whether these discharges are authorized or unauthorized.
 6. **Erodible Surfaces.** The SWPPP shall describe any facility locations where soil erosion may be caused by industrial activity, contact with stormwater, authorized and unauthorized non-stormwater discharges, or run-on from areas surrounding the facility.
- E. Assessment of Potential Pollutant Sources.** The SWPPP shall include a narrative assessment of all areas of industrial activity with potential industrial pollutant sources, including, at a minimum, the following:
1. Facility areas with likely sources of pollutants;
 2. Pollutants likely to be present in industrial stormwater discharges;
 3. Approximate quantity, physical characteristics (e.g., liquid, powder, solid), and locations of each industrial material handled, produced, stored, recycled, or disposed;
 4. Degree to which the pollutants associated with such materials may be exposed to, and mobilized by, contact with stormwater;
 5. Direct and indirect pathways by which pollutants may be exposed to stormwater;
 6. Sampling, visual observation, and inspection records;
 7. Effectiveness of existing BMPs to reduce or prevent pollutants in industrial stormwater discharges; and
 8. Estimated effectiveness of implementing, to the extent feasible, minimum BMPs to reduce or prevent pollutants in industrial stormwater discharges.

Based upon the assessment, the SWPPP shall identify facility areas where the minimum BMPs described in Provision I.F, below, will not adequately reduce or prevent pollutants in stormwater discharges and any necessary advanced BMPs, as described in Provision I.G, below, for those areas.

F. Minimum Best Management Practices (BMPs). The Discharger shall, to the extent feasible, implement and maintain the following BMPs:

1. Good Housekeeping. The Discharger shall do the following:

- a. Observe all outdoor areas associated with industrial activity, including stormwater discharge locations, drainage areas, conveyance systems, waste handling and disposal areas, and perimeter areas affected by off-facility materials or stormwater run-on to determine housekeeping needs. Any identified debris, waste, spills, tracked materials, or leaked materials shall be cleaned and disposed of properly;
- b. Minimize or prevent material tracking;
- c. Minimize dust generated from industrial materials or activities;
- d. Ensure that all facility areas impacted by rinse or wash waters are cleaned as soon as possible;
- e. Cover all stored industrial materials that can be readily mobilized by contact with stormwater;
- f. Contain all stored non-solid industrial materials or wastes (e.g., particulates, powders, shredded paper) that can be transported or dispersed by the wind or contact with stormwater;
- g. Prevent disposal of any rinse or wash waters or industrial materials into the stormwater conveyance system;
- h. Minimize stormwater discharges from non-industrial areas (e.g., stormwater flows from employee parking areas) that contact industrial areas of the facility; and,
- i. Minimize authorized non-stormwater discharges from non-industrial areas (e.g., potable water, fire hydrant testing) that contact areas of the sanitary or industrial facility.

2. Preventative Maintenance. The Discharger shall (1) identify all equipment and systems used outdoors that may spill or leak pollutants, (2) observe the identified equipment and systems to detect leaks or identify conditions that may result in the development of leaks, (3) establish an appropriate schedule for maintenance of identified equipment and systems, and (4) establish procedures for prompt maintenance and repair of equipment and maintenance of systems when conditions exist that may result in the development of spills or leaks.

3. Spill and Leak Prevention and Response. The Discharger shall (1) establish procedures and controls to minimize spills and leaks; (2) develop and implement spill and leak response procedures to prevent industrial materials from discharging through the stormwater conveyance system (spilled or leaked industrial materials shall be cleaned promptly and

disposed of properly); (3) identify and describe all necessary and appropriate spill and leak response equipment, locations of spill and leak response equipment, and spill or leak response equipment maintenance procedures; and (4) identify and train appropriate spill and leak response personnel.

- 4. Material Handling and Waste Management.** The Discharger shall do the following:
 - a. Prevent or minimize handling of industrial materials or wastes that can be readily mobilized by contact with stormwater during a storm;
 - b. Contain all stored non-solid industrial materials or wastes (e.g., particulates, papers, shredded paper) that can be transported or dispersed by the wind or contact with stormwater;
 - c. Cover industrial waste disposal containers and industrial material storage containers that contain industrial materials when not in use;
 - d. Divert run-on and stormwater generated from within the facility away from all stockpiled materials;
 - e. Clean all spills of industrial materials or wastes that occur during handling in accordance with spill response procedures; and,
 - f. Observe and clean, as appropriate, any outdoor material or waste handling equipment or containers that can be contaminated by contact with industrial materials or wastes.
 - 5. Erosion and Sediment Control.** The Discharger shall (1) implement effective wind erosion controls; (2) provide effective stabilization for inactive areas, finished slopes, and other erodible areas prior to a forecasted storms; (3) maintain effective perimeter controls and stabilize site entrances and exits to sufficiently control discharges of erodible materials; and (4) divert run-on and stormwater generated from within the facility away from erodible materials.
 - 6. Employee Training.** The Discharger shall ensure that all personnel implementing the SWPPP are properly trained with respect to BMP implementation, BMP effectiveness evaluations, visual observations, and monitoring activities. The Discharger shall identify which personnel need to be trained, their responsibilities, and the type of training they are to receive and maintain documentation of completed training and the personnel that received the training with the SWPPP.
 - 7. Quality Assurance and Record Keeping.** The Discharger shall (1) develop and implement management procedures to ensure that appropriate personnel implement all SWPPP elements; (2) develop methods of tracking and recording BMP implementation; and (3) maintain BMP implementation records, training records, and records related to any spills and clean-up related response activities for a minimum of five years.
- G. Action Levels and Advanced BMPs.** If the Discharger samples total suspended solids (TSS), oil and grease, or pH in excess of an action level in Table A, the Discharger shall review the SWPPP to identify appropriate modifications to existing BMPs or additional BMPs as necessary

to reduce pollutant discharge concentrations to levels below the action level. The Discharger shall revise the SWPPP accordingly before the next storm, if possible, or as soon as practical, and in no event later than three months following the exceedance.

Table A
 Stormwater Action Levels

Parameter	Unit	Instantaneous Action Level	Annual Action Level
Total Suspended Solids	mg/L	400	100
Oil and Grease	mg/L	25	15
pH	standard units	6.0-9.0[1]	---

Footnote:
 [1] Values below or above this range require action.

If, upon subsequent monitoring, the pollutants measured in Table A continue to exceed their respective action levels, the Discharger shall further evaluate its BMPs and update its SWPPP accordingly to include advanced BMPs in addition to the minimum BMPs described in Provision I.F, above. The Discharger shall, to the extent feasible, implement and maintain any advanced BMPs identified pursuant to Provision I.E.8, above, as necessary to reduce or prevent discharges of pollutants in stormwater discharges in a manner that reflects best industry practice considering technological availability and economic practicability and achievability. Advanced BMPs may include one or more of the following:

1. Exposure Minimization BMPs. These include storm resistant shelters (either permanent or temporary) that prevent the contact of stormwater with identified industrial materials.
2. Stormwater Containment and Discharge Reduction BMPs. These include BMPs that divert, infiltrate, reuse, contain, retain, or reduce the volume of stormwater runoff.
3. Treatment Control BMPs. These include mechanical, chemical, biologic, or any other treatment technology that will meet the treatment design standard.

H. BMP Descriptions. The SWPPP shall identify each BMP being implemented at the facility, including the following:

1. The pollutants the BMP is designed to reduce or prevent;
2. The frequency, times of day, or conditions when the BMP is scheduled for implementation;
3. The locations within each area of industrial activity or industrial pollutant source where the BMP shall be implemented;
4. The individual responsible for implementing the BMP;
5. The procedures, including maintenance procedures, and instructions to implement the BMP effectively; and
6. The equipment and tools necessary to implement the BMP effectively.

I. Annual Comprehensive Facility Compliance Evaluation. The Discharger shall conduct one annual facility evaluation for each reporting year (July 1 to June 30). If the Discharger conducts an annual evaluation fewer than 8 months, or more than 16 months, after it conducts the previous annual evaluation, it shall document the justification for doing so. The Discharger shall revise the SWPPP, as appropriate, and implement the revisions within 90 days of the annual evaluation. At a minimum, the annual evaluations shall consist of the following:

1. A review of all sampling, visual observation, and inspection records conducted during the previous reporting year;
2. An inspection of all areas of industrial activity and associated potential pollutant sources for evidence of, or the potential for, pollutants entering the stormwater conveyance system;
3. An inspection of all drainage areas previously identified as having no exposure to industrial activities and materials;
4. An inspection of equipment needed to implement the BMPs; and
5. An assessment of any other factors needed to comply with the requirements of the Annual Stormwater Report (see Provision III.A, below).

II. STANDARD PROVISIONS – MONITORING

A. Visual Observations

1. Monthly Visual Observations

- a. At least once per month, the Discharger shall visually observe each drainage area for the following:
 - i. The presence or indication of prior, current, or potential unauthorized non-stormwater discharges and their sources;
 - ii. Authorized non-stormwater discharges, sources, and associated BMPs; and
 - iii. Outdoor industrial equipment and storage areas, outdoor industrial activities areas, BMPs, and all other potential sources of industrial pollutants.
- b. The monthly visual observations shall be conducted during daylight hours of scheduled facility operating hours and on days without precipitation.
- c. The Discharger shall provide an explanation in the Annual Stormwater Report for uncompleted monthly visual observations (see Provision III.A, below).

2. Sampling Event Visual Observations. Sampling event visual observations shall be conducted at the same time sampling occurs at a discharge location. At each discharge location where a sample is obtained, the Discharger shall observe the discharge of stormwater associated with industrial activity.

- a. The Discharger shall ensure that visual observations of stormwater discharged from containment sources (e.g., secondary containment or storage ponds) are conducted at the time that the discharge is sampled.
 - b. If the Discharger employs volume-based or flow-based treatment BMPs, it shall sample any bypass that occurs while the visual observations and sampling of stormwater discharges are conducted.
 - c. The Discharger shall visually observe and record the presence or absence of floating and suspended materials, oil and grease, discolorations, turbidity, odors, trash/debris, and sources of any discharged pollutants.
 - d. If a discharge location is not visually observed during the sampling event, the Discharger shall record which discharge locations were not observed during sampling or that there was no discharge from the discharge location.
 - e. The Discharger shall provide an explanation in the Annual Stormwater Report for uncompleted sampling event visual observations (see Provision III.A, below).
3. **Visual Observation Records.** The Discharger shall maintain records of all visual observations. Records shall include the date, approximate time, locations observed, presence and probable source of any observed pollutants, name of persons who conducted the observations, and any response actions and/or additional SWPPP revisions necessary in response to the visual observations.
4. **SWPPP Revisions.** The Discharger shall revise its BMPs as necessary when the visual observations indicate pollutant sources have not been adequately addressed.

B. Sampling and Analysis

1. The Discharger shall collect and analyze stormwater samples as specified in the MRP.
2. Samples shall be (i) representative of stormwater associated with industrial activities and any commingled authorized non-stormwater dischargers; or (ii) associated with the discharge of contained stormwater.
3. On a facility-specific basis, the Discharger shall also analyze additional parameters that serve as indicators of the presence of all industrial pollutants identified in the pollutant source assessment. These additional parameters may be modified (added or removed) in accordance with any updated SWPPP pollutant source assessment.

III. STANDARD PROVISIONS – REPORTING

- A. Annual Stormwater Report.** The results of the Discharger’s Annual Comprehensive Facility Compliance Evaluation shall be reported in the Annual Stormwater Report to the Regional Water Board no later than July 30. The Discharger shall include in the Annual Stormwater Report the following:

1. A compliance checklist that indicates whether the Discharger has complied with or addressed all applicable requirements of the SWPPP;
2. An explanation for any non-compliance requirements within the reporting year, as indicated in the compliance checklist;
3. An identification, including page numbers and sections, of all revisions made to the SWPPP within the reporting year; and
4. The date(s) of the annual evaluation.

IV. DEFINITIONS

- A. Authorized Non-Stormwater Discharges** — non-stormwater discharges are authorized if they meet the following conditions:
1. Fire-hydrant and fire prevention or response system flushing;
 2. Potable water sources, including potable water related to the operation, maintenance, or testing of potable water systems;
 3. Drinking fountain water and atmospheric condensate, including refrigeration, air conditioning, and compressor condensate;
 4. Irrigation drainage and landscape watering, provided that all pesticides, herbicides, and fertilizers have been applied in accordance with manufacturer's labels;
 5. Uncontaminated natural springs, groundwater, foundation drainage, footing drainage;
 6. Seawater infiltration where the seawater is discharged back into the source; or,
 7. Incidental windblown mist from cooling towers that collects on rooftops or adjacent portions of the facility, but not intentional discharges from cooling towers (e.g., "piped" cooling tower blowdown or drains).
- B. Stormwater** — stormwater runoff, snow melt runoff, and surface runoff and drainage, excluding infiltration and runoff from agricultural land.