

**CALIFORNIA REGIONAL WATER QUALITY CONTROL BOARD  
SAN FRANCISCO BAY REGION**

1515 Clay Street, Suite 1400, Oakland, California 94612  
waterboards.ca.gov/sanfranciscobay

**REVISED TENTATIVE ORDER R2-2024-00XX  
NPDES PERMIT CA0038539**

The following Dischargers are subject to the waste discharge requirements (WDRs) set forth in this Order:

Discharger	<b>West County Agency</b>	<b>West County Wastewater District</b>	<b>City of Richmond and Richmond Municipal Sewer District No. 1</b>
Facility Name	<b>West County Agency Common Outfall</b>	<b>West County Wastewater District Treatment Plant and Sanitary Sewer System</b>	<b>Richmond Municipal Sewer District Water Pollution Control Plant and Sanitary Sewer System</b>
Facility Address	<b>2910 Hilltop Drive Richmond, CA 94806 Contra Costa County</b>	<b>2377 Garden Tract Road Richmond, CA 93801 Contra Costa County</b>	<b>601 Canal Boulevard Richmond, CA 94804 Contra Costa County</b>

**Table 1. Discharge Location**

<b>Discharge Point</b>	<b>Effluent Description</b>	<b>Discharge Point Latitude (North)</b>	<b>Discharge Point Longitude (West)</b>	<b>Receiving Water</b>
001	Secondary Treated Municipal Wastewater	37.913056°	-122.418333°	Central San Francisco Bay

This Order was adopted on:	<b>June xx, 2024</b>
This Order shall become effective on:	<b>August 1, 2024</b>
This Order shall expire on:	<b>July 31, 2029</b>
CIWQS regulatory measure number:	<b>XXXXX</b>

The Dischargers shall file a Report of Waste Discharge as an application for updated WDRs in accordance with title 23, California Code of Regulations, and an application for reissuance of a National Pollutant Discharge Elimination System (NPDES) permit no later than **October 1, 2028**. The U.S. Environmental Protection Agency (U.S. EPA) and the California Regional Water Quality Control Board, San Francisco Bay Region (Regional Water Board) have classified this discharge as “**major**.”

I hereby certify that this Order with all attachments is a full, true, and correct copy of the Order adopted by the Regional Water Board on the date indicated above.

---

**Eileen White, Executive Officer**

## CONTENTS

1. FACILITY INFORMATION .....	3
2. FINDINGS .....	3
3. DISCHARGE PROHIBITIONS .....	4
4. EFFLUENT LIMITATIONS .....	5
5. RECEIVING WATER LIMITATIONS .....	7
6. PROVISIONS.....	8

## TABLES

TABLE 1. DISCHARGE LOCATION.....	1
TABLE 2. EFFLUENT LIMITATIONS .....	5
TABLE 3. TASKS TO IMPROVE RELIABILITY .....	14
TABLE 4. TASKS TO REDUCE BLENDING .....	15
TABLE 5. TASKS TO ELIMINATE OVERFLOWS .....	16
TABLE 6. COPPER ACTION PLAN .....	16
TABLE 7. CYANIDE ACTION PLAN .....	17
TABLE 8. TASKS TO REPAIR SLUDGE LEACHATE LINE.....	18

## ATTACHMENTS

ATTACHMENT A - DEFINITIONS AND ABBREVIATIONS .....	A-1
ATTACHMENT B - MAP .....	B-1
ATTACHMENT C - FLOW SCHEMATIC .....	C-1
ATTACHMENT D - STANDARD PROVISIONS.....	D-1
ATTACHMENT E - MONITORING AND REPORTING PROGRAM.....	E-1
ATTACHMENT F - FACT SHEET .....	F-1
ATTACHMENT G - REGIONAL STANDARD PROVISIONS, AND MONITORING AND REPORTING REQUIREMENTS (SUPPLEMENT TO ATTACHMENT D).....	G-1
ATTACHMENT H - PRETREATMENT REQUIREMENTS .....	H-1

## 1. FACILITY INFORMATION

Information describing the West County Agency Outfall, West County Wastewater District Treatment Plant (hereinafter West County Plant) and its sanitary sewer system, and Richmond Municipal Sewer District Water Pollution Control Plant (hereinafter Richmond Plant) and its sanitary sewer system (collectively, Facility) operated by the West County Agency, West County Wastewater District, City of Richmond, and Richmond Municipal Sewer District No. 1 (individually, Discharger; collectively, Dischargers) is summarized on the cover page and in Fact Sheet (Attachment F) sections 1 and 2. Fact Sheet section 1 also includes information regarding the permit application.

## 2. FINDINGS

The Regional Water Board finds the following:

- 2.1. Legal Authorities.** This Order serves as WDRs pursuant to California Water Code article 4, chapter 4, division 7 (commencing with § 13260). This Order is also issued pursuant to federal Clean Water Act (CWA) section 402 and implementing regulations adopted by U.S. EPA and Water Code chapter 5.5, division 7 (commencing with § 13370). It shall serve as an NPDES permit authorizing the Discharger to discharge into waters of the United States as described in Table 1 subject to the WDRs in this Order.
- 2.2. Background and Rationale for Requirements.** The Regional Water Board developed the requirements in this Order based on information the Discharger submitted as part of its application, information obtained through monitoring and reporting programs, and other available information. The Fact Sheet contains background information and rationale for the requirements in this Order and is hereby incorporated into and constitutes findings for this Order. Attachments A through E, G, and H are also incorporated into this Order.
- 2.3. Notification of Interested Parties.** The Regional Water Board notified the Dischargers and interested agencies and persons of its intent to prescribe these WDRs and has provided an opportunity to submit written comments and recommendations. Fact Sheet section 8.1 provides details regarding the notification.
- 2.4. Consideration of Public Comment.** The Regional Water Board, in a public meeting, heard and considered all comments pertaining to the discharge. Fact Sheet section 8.3 provides details regarding the public hearing.

**THEREFORE, IT IS HEREBY ORDERED** that Order R2-2019-0003 (previous order), as amended by Orders R2-2023-0023 and R2-2021-0028, is rescinded upon the effective date of this Order, except for enforcement purposes, and, in order to meet the provisions contained in Water Code division 7 (commencing with § 13000) and regulations adopted thereunder and the provisions of the CWA and regulations and guidelines adopted thereunder, the Dischargers shall comply with the requirements in

this Order. This action in no way prevents the Regional Water Board from taking enforcement action for violations of the previous order.

### **3. DISCHARGE PROHIBITIONS**

- 3.1.** Discharge of treated or partially treated wastewater at a location or in a manner different from that described in this Order is prohibited.
- 3.2.** Discharge at Discharge Point 001 is prohibited when treated wastewater does not receive at least the dilution described in Fact Sheet section 4.3.4.2. Compliance shall be achieved by proper operation and maintenance of the discharge outfall to ensure that it (or its replacement, in whole or part) is in good working order and is consistent with, or can achieve better mixing than, that described in the Fact Sheet section 4.3.4.2. The Discharger shall address measures taken to ensure this in its application for permit reissuance.
- 3.3.** Bypass of untreated or partially treated wastewater to waters of the United States is prohibited, except as provided for in this section and Attachment D, section 1.7 of this Order.

Blended wastewater is biologically treated wastewater blended with wastewater diverted around biological treatment units or advanced treatment units. Such discharges are approved at the Richmond Plant under the bypass conditions stated in 40 C.F.R. section 122.41(m)(4) when (1) the peak wet weather influent flow at the Richmond Plant exceeds the capacity of the biological treatment units of 20 MGD, (2) the discharge complies with the effluent and receiving water limitations contained in this Order, and (3) the City of Richmond and the Richmond Municipal Sewer District comply with Provision 6.3.5.1 of this Order. Furthermore, the City of Richmond and the Richmond Municipal Sewer District shall operate the Richmond Plant as designed and in accordance with the Operation and Maintenance Manual developed for the Richmond Plant. This means they shall optimize storage and use of equalization units and shall fully utilize the biological treatment units. This also means that City of Richmond and the Richmond Municipal Sewer District shall fully use the capacity of the Richmond Plant to maximize treatment. The City of Richmond and the Richmond Municipal Sewer District shall report incidents of blended effluent discharges in routine monitoring reports and shall monitor this discharge as specified in the Monitoring and Reporting Program (MRP) (Attachment E) and Regional Standard Provisions, and Monitoring and Reporting Requirements for NPDES Wastewater Discharge Permits (Attachment G).

- 3.4.** Average dry weather influent flow at the West County Plant, as measured at Monitoring Location INF-003, in excess of 12.5 MGD is prohibited. Average dry weather influent flow at the Richmond Plant, as measured at Monitoring Location INF-002, in excess of 16 MGD is prohibited. Average dry weather influent flow shall be determined from three consecutive dry weather months each year, with

compliance measured at Monitoring Locations INF-003 and INF-002 as described in the MRP.

- 3.5.** Any sanitary sewer overflow that results in a discharge of untreated or partially treated wastewater to waters of the United States is prohibited.

#### 4. EFFLUENT LIMITATIONS

- 4.1. Effluent Limitations.** The Dischargers shall meet the following effluent limitations. The Dischargers shall meet the individual treatment plant effluent limitations at each of their respective plants, with compliance measured at Monitoring Locations EFF-002, EFF-002B, and EFF-003, as described in the MRP. The Dischargers shall meet the Discharge Point 001 effluent limitations at the West County Agency Common Outfall, with compliance measured at Monitoring Locations EFF-001 and EFF-001B, as described in the MRP.

**Table 2. Effluent Limitations**

Parameter	Units	Average Monthly	Maximum Daily	Average Weekly	Instantaneous Minimum	Instantaneous Maximum	One-hour Average
<b>Individual Treatment Plant Effluent Limitations</b>							
Biochemical Oxygen Demand 5-day @ 20°C	mg/L	30 <sup>[1]</sup>	-	45 <sup>[1]</sup>	-	-	-
Total Suspended Solids	mg/L	30 <sup>[1]</sup>	-	45 <sup>[1]</sup>	-	-	-
pH <sup>[2]</sup>	standard units	-	-	-	6.0	9.0	-
<b>Discharge Point 001 Effluent Limitations</b>							
Chlorine, Total Residual	mg/L	-	-	-	-	-	1.8
Chromium (VI), Total Recoverable	µg/L	41	120	-	-	-	-
Copper, Total Recoverable	µg/L	32	76	-	-	-	-
Cyanide, Total	µg/L	19	40	-	-	-	-
Zinc, Total Recoverable	µg/L	460	910	-	-	-	-
Dioxin-TEQ	µg/L	1.4 x 10 <sup>-8</sup>	2.8 x 10 <sup>-8</sup>	-	-	-	-
Ammonia, Total	mg/L as N	57	65	-	-	-	-

Footnotes:

<sup>[1]</sup> For a calendar week or month in which blended effluent is discharged from the Richmond Plant, data used to determine compliance with these limits shall include results of blended effluent samples collected at Monitoring Location EFF-002B flow-weighted with effluent samples collected at Monitoring Location EFF-002.

<sup>[2]</sup> If the Discharger monitors pH continuously, pursuant to 40 C.F.R. section 401.17 the Discharger shall be in compliance with this pH limitation provided that both of the following conditions are satisfied: (i) the total time during which the pH is outside the required range shall not exceed 7 hours and 26 minutes in any calendar month; and (ii) no individual excursion from the required pH range shall exceed 60 minutes.

**4.2. Percent Removal.** At each individual plant, the average monthly percent removal of biochemical oxygen demand (5-day @ 20°C) (BOD) and total suspended solids (TSS) shall not be less than 85 percent (i.e., in each calendar month, the arithmetic mean of BOD and TSS, by concentration, of effluent samples collected at Monitoring Locations EFF-002 and EFF-002B as described in the MRP shall not exceed 15 percent of the arithmetic mean of BOD and TSS, by concentration, for influent samples collected at Monitoring Location INF-002 as described in the MRP at approximately the same times during the same periods; likewise, in each calendar month, the arithmetic mean of BOD and TSS, by concentration, for effluent samples collected at Monitoring Location EFF-003 as described in the MRP shall not exceed 15 percent of the arithmetic mean of BOD and TSS, by concentration, for influent samples collected at Monitoring Location INF-003 as described in the MRP). For a calendar month in which blended effluent is discharged from the Richmond Plant, the BOD and TSS monthly arithmetic mean and percent removal shall include results of blended effluent samples collected at Monitoring Location EFF-002B flow-weighted with effluent samples collected at Monitoring Location EFF-002.

**4.3. Enterococcus Bacteria.** The discharge at Discharge Point 001 shall meet the following enterococcus effluent limitations, with compliance measured at Monitoring Locations EFF-002, EFF-002B, and EFF-003, as described in the MRP:

4.3.1. The six-week rolling geometric mean of enterococcus bacteria, calculated weekly, shall not exceed 290 colony forming units per 100 milliliters (CFU/100 mL). Compliance with this limit shall be determined weekly by calculating the geometric mean of all enterococcus sample results from the past six weeks.

4.3.2. No more than 10 percent of all enterococcus bacteria samples collected in a calendar month shall exceed 1,100 CFU/100 mL. Compliance with this limit shall be determined based on measured sample results. The Dischargers shall not report interpolated results. If a discharger has 9 or fewer sample results in a calendar month, compliance shall be based on the highest result. If a discharger has 10 to 19 sample results, compliance shall be based on the second highest result, and so on.

**4.4. Chronic Toxicity** The discharge at Discharge Point 001 shall meet the following maximum daily effluent limit (MDEL) and median monthly effluent limit (MMEL) at the instream waste concentration (IWC) of 0.65 percent effluent, with compliance measured using the most sensitive species for effluent from Monitoring Location EFF-001 as described in the MRP and the Test of Significant Toxicity:

- MDEL: No chronic aquatic toxicity test result of “fail” for any sub-lethal endpoint and no percent effect greater than or equal to 50 percent for the survival endpoint (if the most sensitive species has a survival endpoint) or greater than or equal to 50 percent for any sub-lethal endpoint (if the most sensitive species has no survival endpoint).
- MMEL: No more than one chronic aquatic toxicity test result of “fail” in a calendar month for any endpoint.

## **5. RECEIVING WATER LIMITATIONS**

### **5.1. The discharge shall not cause the following conditions at any place in receiving waters:**

- 5.1.1. Floating material, including solids, liquids, foams, and scum, in concentrations that cause nuisance or adversely affect beneficial uses;
- 5.1.2. Alteration of suspended sediment in such a manner as to cause nuisance or adversely affect beneficial uses or detrimental increase in the concentrations of toxic pollutants in sediments or aquatic life;
- 5.1.3. Suspended material in concentrations that cause nuisance or adversely affect beneficial uses;
- 5.1.4. Bottom deposits or aquatic growths to the extent that such deposits or growths cause nuisance or adversely affect beneficial uses;
- 5.1.5. Alteration of temperature beyond present natural background levels unless it can be demonstrated to the satisfaction of the Regional Water Board that such alteration in temperature does not adversely affect beneficial uses;
- 5.1.6. Changes in turbidity that cause nuisance or adversely affect beneficial uses, or increases from normal background light penetration or turbidity greater than 10 percent in areas where natural turbidity is greater than 50 nephelometric turbidity units, or above 55 nephelometric turbidity units in areas where natural turbidity is less than or equal to 50 nephelometric turbidity units;
- 5.1.7. Coloration that causes nuisance or adversely affects beneficial uses;
- 5.1.8. Visible, floating, suspended, or deposited oil or other products of petroleum origin; or
- 5.1.9. Toxic or other deleterious substances in concentrations or quantities that cause deleterious effects on wildlife, waterfowl, or other aquatic biota, or render any of these unfit for human consumption, either at levels created in the receiving waters or as a result of biological concentration.

**5.2.** The discharge shall not cause the following limits to be exceeded at any place in receiving waters within one foot of the water surface:

5.2.1. Dissolved Oxygen 5.0 mg/L, minimum

The median dissolved oxygen concentration for any three consecutive months shall not be less than 80 percent of the dissolved oxygen content at saturation. When natural factors cause concentrations less than that specified above, the discharge shall not cause further reduction in ambient dissolved oxygen concentrations.

5.2.2. Dissolved Sulfide Natural background levels

5.2.3. pH The pH shall not be depressed below 6.5 nor raised above 8.5. The discharge shall not cause changes greater than 0.5 pH units in normal ambient pH levels.

5.2.4. Nutrients Waters shall not contain biostimulatory substances in concentrations that promote aquatic growths to the extent that such growths cause nuisance or adversely affect beneficial uses.

**5.3.** The discharge shall not cause a violation of any water quality standard for receiving waters adopted by the Regional Water Board or State Water Resources Control Board (State Water Board) as required by the CWA and regulations adopted thereunder beyond any mixing zone established through this Order. If more stringent water quality standards are promulgated or approved pursuant to CWA section 303, or amendments thereto, the Regional Water Board may revise or modify this Order in accordance with the more stringent standards.

## **6. PROVISIONS**

### **6.1. Standard Provisions**

6.1.1. The Dischargers shall comply with all "Standard Provisions" in Attachment D.

6.1.2. The Dischargers shall comply with all applicable provisions of the "Regional Standard Provisions, and Monitoring and Reporting Requirements for NPDES Wastewater Discharge Permits" in Attachment G.

6.1.3. If there is any conflict, duplication, or overlap between provisions in this Order, the more stringent provision shall apply.

**6.2. Monitoring and Reporting Provisions.** The Dischargers shall comply with the Monitoring and Reporting Program (MRP, Attachment E) and future revisions thereto, and applicable monitoring and reporting requirements in Attachments D and G.



### 6.3. Special Provisions

**6.3.1. Reopener Provisions.** The Regional Water Board may modify or reopen this Order prior to its expiration date in any of the following circumstances as allowed by law or as otherwise authorized by law. The Discharger may request a permit modification based on any of these circumstances. With any such request, the Discharger shall include antidegradation and anti-backsliding analyses as necessary.

- 6.3.1.1. If present or future investigations demonstrate that the discharges governed by this Order have or will have a reasonable potential to cause or contribute to adverse impacts on water quality or beneficial uses of the receiving waters;
- 6.3.1.2. If new or revised water quality objectives or total maximum daily loads (TMDLs) come into effect for San Francisco Bay or contiguous water bodies (whether statewide, regional, or site-specific). In such cases, effluent limitations in this Order may be modified as necessary to reflect the updated water quality objectives or wasteload allocations. Adoption of the effluent limitations in this Order does not restrict in any way future modifications based on legally-adopted water quality objectives or TMDLs or as otherwise permitted under federal regulations governing NPDES permit modifications;
- 6.3.1.3. If translator, dilution, or other water quality studies provide a basis for determining that a permit condition should be modified;
- 6.3.1.4. If a State Water Board precedential decision, new policy, new law, or new regulation is adopted;
- 6.3.1.5. If an administrative or judicial decision on a separate NPDES permit or WDRs addresses requirements similar to this discharge; or
- 6.3.1.6. If any Discharger requests adjustments in effluent limits due to the implementation of stormwater diversion pursuant to the Municipal Regional Stormwater Permit (NPDES Permit CAS612008) for redirecting dry weather and first flush discharges from a storm drain system to the sanitary sewer system as a stormwater pollutant control strategy.

### 6.3.2. Effluent Characterization Study and Report

- 6.3.2.1. **Study Elements.** The Dischargers shall characterize and evaluate the discharge from Discharge Point 001 as required by the MRP to verify that the reasonable potential analysis conclusions of this Order remain valid and to inform the next permit reissuance. If the concentrations of any of the priority pollutants listed in Attachment G, Table B, significantly increase over past performance, the Dischargers shall investigate the cause of any such increase. The investigation may include, but need not be limited to, an increase in monitoring frequency, monitoring of internal process streams, and

monitoring of influent sources. The Dischargers shall establish remedial measures addressing any increase resulting in reasonable potential to cause or contribute to an exceedance of applicable water quality objectives. This requirement may be satisfied through identification of the constituent as a “pollutant of concern” in the Discharger’s Pollutant Minimization Program, described in Provision 6.3.3.

#### 6.3.2.2. Reporting Requirements

6.3.2.2.1. **Routine Reporting.** The Dischargers shall report the pollutants detected at or above applicable water quality objectives (see Fact Sheet Table F-9 for the objectives) in the transmittal letter for the self-monitoring report associated with the month in which samples were collected. This requirement does not apply to pollutants with effluent limitations (see Table 2 of this Order).

6.3.2.2.2. **Final Reporting.** The Dischargers shall summarize the annual data evaluation and source investigation in the applicable annual self-monitoring report.

#### 6.3.3. Pollutant Minimization Program

6.3.3.1. The Dischargers shall continue to improve their existing Pollutant Minimization Programs to promote minimization of pollutant loadings to their treatment plants and therefore to the receiving waters.

6.3.3.2. The Dischargers shall submit an annual report no later than February 28 of each calendar year. Each annual report shall include at least the following information:

6.3.3.2.1. **Brief description of treatment plant.** The description shall include the service area and treatment plant processes.

6.3.3.2.2. **Discussion of current pollutants of concern.** Periodically, the Dischargers shall analyze its circumstances to determine which pollutants are currently a problem and which pollutants may be potential future problems. This discussion shall include the reasons for choosing the pollutants.

6.3.3.2.3. **Identification of sources for pollutants of concern.** This discussion shall include how the Dischargers intend to estimate and identify pollutant sources. The Dischargers shall include sources or potential sources not directly within the ability or authority of the Dischargers to control, such as pollutants in the potable water supply and air deposition.

6.3.3.2.4. **Identification of tasks to reduce the sources of pollutants of concern.** This discussion shall identify and prioritize tasks to address each Discharger’s pollutants of concern. The Dischargers may implement the

tasks individually or participate in group, regional, or national tasks that address its pollutants of concern. The Dischargers are strongly encouraged to participate in group, regional, or national tasks that address its pollutants of concern whenever it is efficient and appropriate to do so. An implementation timeline shall be included for each task.

- 6.3.3.2.5. **Outreach to employees.** The Dischargers shall inform employees about the pollutants of concern, potential sources, and how the employees might be able to help reduce the discharge of these pollutants of concern into the treatment plants. The Dischargers may provide a forum for employees to provide input.
- 6.3.3.2.6. **Continuation of Public Outreach Program.** The Dischargers shall prepare pollution prevention public outreach programs for their respective service areas. Outreach may include participation in existing community events, such as county fairs; initiating new community events, such as displays and contests during Pollution Prevention Week; conducting school outreach programs; conducting treatment plant tours; and providing public information in newspaper articles or advertisements, radio or television stories or spots, newsletters, utility bill inserts, or web sites. Information shall be specific to target audiences. The Dischargers shall coordinate with one another or other agencies as appropriate.
- 6.3.3.2.7. **Discussion of criteria used to measure Pollutant Minimization Program and task effectiveness.** The Dischargers shall establish criteria to evaluate the effectiveness of their respective Pollutant Minimization Programs. This discussion shall identify the specific criteria used to measure the effectiveness of each task in Provisions 6.3.3.2.3, 6.3.3.2.4, 6.3.3.2.5, and 6.3.3.2.6.
- 6.3.3.2.8. **Documentation of efforts and progress.** This discussion shall detail all of the Discharger's Pollutant Minimization Program activities during the reporting year.
- 6.3.3.2.9. **Evaluation of Pollutant Minimization Program and task effectiveness.** The Dischargers shall use the criteria established in Provision 6.3.3.2.7. to evaluate their respective programs and task effectiveness.
- 6.3.3.2.10. **Identification of specific tasks and timelines for future efforts.** Based on the evaluation, the Dischargers shall explain how each of them intends to continue or change its tasks to more effectively reduce the amount of pollutants flowing to their respective treatment plants, and subsequently in its effluent.
- 6.3.3.3. The Dischargers shall each develop and conduct a Pollutant Minimization Program as described below when there is evidence that a priority pollutant is present in the effluent above an effluent limitation (e.g., sample results

reported as detected but not quantified [DNQ] when the effluent limitation is less than the method detection limit [MDL], sample results from analytical methods more sensitive than those methods required by this Order, presence of aquatic toxicity, health advisories for fish consumption, or results of benthic or aquatic organism tissue sampling) and either:

- 6.3.3.3.1. A sample result is reported as DNQ and the effluent limitation is less than the Reporting Level (RL); or
- 6.3.3.3.2. A sample result is reported as not detected (ND) and the effluent limitation is less than the MDL, using definitions described in Attachment A and reporting protocols described in the MRP.
- 6.3.3.4. If triggered for a reason set forth in Provision 6.3.3.3, above, the Discharger's Pollutant Minimization Program shall include, but not be limited to, the following actions and submittals:
  - 6.3.3.4.1. An annual review and semi-annual monitoring of potential sources of the reportable priority pollutants, which may include fish tissue monitoring and other bio-uptake sampling, or alternative measures when source monitoring is unlikely to produce useful analytical data;
  - 6.3.3.4.2. Quarterly monitoring for the reportable priority pollutants in the influent to the wastewater treatment system. The Executive Officer may approve alternative measures when influent monitoring is unlikely to produce useful analytical data;
  - 6.3.3.4.3. Submittal of a control strategy designed to proceed toward the goal of maintaining concentrations of the reportable priority pollutants in the effluent at or below the effluent limitation;
  - 6.3.3.4.4. Implementation of appropriate cost-effective control measures for the reportable priority pollutants, consistent with the control strategy; and
  - 6.3.3.4.5. Inclusion of the following specific items within the annual report required by Provision 6.3.3.2, above:
    - 6.3.3.4.5.1. All Pollutant Minimization Program monitoring results for the previous year;
    - 6.3.3.4.5.2. List of potential sources of the reportable priority pollutants;
    - 6.3.3.4.5.3. Summary of all actions undertaken pursuant to the control strategy; and
    - 6.3.3.4.5.4. Description of actions to be taken in the following year.

#### **6.3.4. Special Provisions for Publicly-Owned Treatment Works**

6.3.4.1. **Pretreatment Program.** The Dischargers shall implement and enforce their approved pretreatment programs in accordance with the substantive requirements in federal pretreatment regulations (40 C.F.R. part 403); pretreatment standards promulgated under CWA sections 307(b), 307(c), and 307(d); pretreatment requirements specified at 40 C.F.R. section 122.44(j); and the requirements in Attachment H, Pretreatment Requirements. The Discharger's responsibilities include, but are not limited to, the following:

- 6.3.4.1.1. Enforcement of the National Pretreatment Standards of 40 C.F.R. sections 403.5 and 403.6;
- 6.3.4.1.2. Implementation of its pretreatment program in accordance with legal authorities, policies, procedures, and financial provisions described in the National Pretreatment Program (40 C.F.R. part 403);
- 6.3.4.1.3. Submission of reports to the State Water Board and the Regional Water Board as described in Attachment H; and
- 6.3.4.1.4. Evaluation of the need to revise local limits under 40 C.F.R. section 403.5(c)(1) and, within 180 days following the effective date of this Order, submission of a report describing the changes, with a plan and schedule for implementation.

#### **6.3.4.2. Sludge and Biosolids Management**

- 6.3.4.2.1. Sludge and biosolids treatment and storage shall not create a nuisance, such as objectionable odors or flies, or result in groundwater contamination.
- 6.3.4.2.2. Sludge and biosolids treatment and storage sites shall have facilities adequate to divert surface runoff from adjacent areas, to protect site boundaries from erosion, and to prevent conditions that would cause drainage from the stored materials. Adequate protection is defined as protection from at least a 100-year storm and the highest possible tidal stage that may occur.
- 6.3.4.2.3. This Order does not authorize permanent onsite sludge or biosolids storage or disposal. The Discharger shall file a Report of Waste Discharge and bring the site into compliance with applicable regulations prior to commencement of any such activity.

6.3.4.3. **Sanitary Sewer System Management.** The Dischargers shall properly operate and maintain their respective sanitary sewer systems (see Attachments D and G, section 1.4), report any noncompliance with respect to their sanitary sewer systems (see Attachment D, section 5.5.1, and

Attachment G, sections 5.5.1 and 5.5.2), and mitigate any discharges in violation of this Order associated with their respective sanitary sewer systems (see Attachments D and G, section 1.3).

State Water Board Order WQ 2022-0103-DWQ (Statewide Waste Discharge Requirements General Order for Sanitary Sewer Systems, effective June 5, 2023) (statewide WDRs), contains requirements for operation and maintenance of sanitary sewer systems and for reporting and mitigating sanitary sewer overflows. While the Dischargers must comply with both the statewide WDRs and this Order, the statewide WDRs clearly and specifically stipulate requirements for operation and maintenance and for reporting and mitigating sanitary sewer overflows. Implementing the requirements for operation and maintenance and mitigation of sanitary sewer overflows set forth in the statewide WDRs (and any subsequent order updating these requirements) shall satisfy the corresponding federal NPDES requirements specified in Attachments D and G of this Order for the sanitary sewer systems. Following the reporting requirements set forth in the statewide WDRs (and any subsequent order updating those requirements) shall satisfy the NPDES reporting requirements for sanitary sewer overflows specified in Attachments D and G.

### 6.3.5. Other Special Provisions

**6.3.5.1. Tasks to Improve Treatment Reliability.** The City of Richmond and Richmond Municipal Sewer District No. 1 shall implement the following tasks to improve treatment reliability at the Richmond Plant in accordance with the following time schedule:

**Table 3. Tasks to Improve Reliability**

Task No.	Task	Compliance Date
1	<b>Progress Report on Facility Improvements.</b> The City of Richmond and Richmond Municipal Sewer District No. 1 shall report with the Annual Self-Monitoring Report their progress toward replacing the dissolved air flotation thickener with a rotary drum thickener and any remaining tasks to complete the Richmond Plant Critical Improvement Project.	February 1, 2025
2	<b>Treatment Plant Improvement Completion Report.</b> The City of Richmond and Richmond Municipal Sewer District No. 1 shall certify completion of the Richmond Plant Critical Improvement Project, and submit a Completion Report containing the following: <ul style="list-style-type: none"> <li>• Documentation that the reliability, capability, and performance of Richmond Plant upgrades will maintain compliance with this Order (the City of Richmond and Richmond Municipal Sewer District No. 1 shall evaluate the hydraulic and organic loading capacities of the Richmond Plant by appropriate combinations of desk-top analyses and treatment process stress testing to simulate design peak loading conditions under both dry and wet weather design flow conditions);</li> </ul>	October 1, 2025

	<ul style="list-style-type: none"> <li>• Certification by a licensed professional that upgrades have been constructed as designed, have been tested, and are ready for use;</li> <li>• Demonstration of compliance with all applicable provisions of the California Environmental Quality Act (California Public Resources Code Division 13, Chapter 3, Section 21100 et seq.);</li> <li>• Updates to the Operations and Maintenance Manual and Contingency Plan for the Richmond Plant to include the upgrades; and</li> <li>• Specific date the City of Richmond and Richmond Municipal Sewer District No. 1 propose to commence use of the upgraded facilities.</li> </ul> <p>If the Richmond Plant Critical Improvement Project is not completed by October 1, 2025, the City of Richmond and Richmond Municipal Sewer District No. 1 shall submit progress reports with each Annual Self-Monitoring Report due February 1 until it is completed.</p>	
--	-----------------------------------------------------------------------------------------------------------------------------------------------------------------------------------------------------------------------------------------------------------------------------------------------------------------------------------------------------------------------------------------------------------------------------------------------------------------------------------------------------------------------------------------------------------------------------------------------------------------------------------------------------------------------------------------------------------------------------------------------------------------------------------------------------------------------------------------------------------------------------------------------------------------------------------------------------------	--

**6.3.5.2. Tasks to Reduce Blending.** The City of Richmond and Richmond Municipal Sewer District No. 1 shall implement the following tasks to minimize wet weather bypasses and reduce blending in accordance with the following time schedule:

**Table 4. Tasks to Reduce Blending**

Task No.	Task	Compliance Date
1	<b>Invest Minimum of \$22.4 million for Gravity Sewer Improvement Projects.</b> The City of Richmond and Richmond Municipal Sewer District No. 1 shall invest a minimum of \$22.4 million toward gravity sewer improvement projects.	July 31, 2029
2	<b>Submit Progress Reports on Gravity System Improvements.</b> The City of Richmond and Richmond Municipal Sewer District No. 1 shall submit an annual report identifying their planned gravity sewer projects, their schedules for completing the projects, and their progress toward completing them as they make the investments required by Task 1.	Annually, with Annual Self-Monitoring Report due February 1 each year
3	<b>Prepare Utility Analysis.</b> If seeking to continue bypassing peak wet weather flows around the biological treatment units based on 40 C.F.R. § 122.41(m)(4)(i)(A)-(C), the City of Richmond and Richmond Municipal Sewer District No. 1 shall complete a utility analysis that contains all elements described in part 1 of the No Feasible Alternatives Analysis Process in U.S. EPA's proposed peak wet weather policy ( <i>National Pollutant Discharge Elimination System Permit Requirements for Peak Wet Weather Discharges from Publicly Owned Treatment Works Treatment Plants Serving Separate Sanitary Sewer Collection Systems</i> , Fed. Reg. Vol. 70, No. 245, pages 76013-76018, December 22, 2005) and demonstrate that the City of Richmond and Richmond Municipal Sewer District No. 1 has met the requirements for Regional Water Board approval pursuant to Attachment D section 1.7.3. The submittal shall list and describe all feasible actions the City of	With Report of Waste Discharge due October 1, 2028

	Richmond and Richmond Municipal Sewer District No. 1 could implement during the next permit term.	
--	---------------------------------------------------------------------------------------------------	--

**6.3.5.3. Tasks to Eliminate Overflows.** West County Wastewater District shall implement the following tasks to eliminate overflows in accordance with the following time schedule:

**Table 5. Tasks to Eliminate Overflows**

Task No.	Task	Compliance Date
<b>1</b>	<b>Invest Minimum of \$15 million for Sanitary Sewer Improvement Projects.</b> West County Wastewater District shall invest a minimum of \$15 million toward sanitary sewer improvement projects.	July 31, 2029
<b>2</b>	<b>Submit Progress Reports on Sanitary System Improvements.</b> West County Wastewater District shall submit an annual report identifying its planned sanitary sewer system projects, its schedules for completing the projects, and its progress toward completing them as they make the investments required by Task 1.	Annually, with Annual Self-Monitoring Report due February 1 each year

**6.3.5.4. Chlorine Process Control Plan.** The Dischargers shall implement Chlorine Process Control Plans to ensure that they add sufficient dechlorinating chemicals to target a chlorine residual of 0.0 mg/L at the discharge point. The Dischargers' respective Operation and Maintenance Manuals shall include the information necessary to implement the Chlorine Process Control Plans.

**6.3.5.5. Copper Action Plan.** Each Discharger shall implement pretreatment, source control, and pollution prevention for copper in accordance with the following tasks and time schedule:

**Table 6. Copper Action Plan**

Task No.	Task	Deadline
<b>1</b>	<b>Implement Copper Control Program.</b> Continue implementing the Discharger's existing program to reduce identified copper sources.	Implementation shall be ongoing
<b>2</b>	<b>Implement Additional Actions.</b> If the Regional Water Board notifies the Dischargers that the three-year rolling mean dissolved copper concentration in the Central Bay exceeds 2.2 µg/L, then within 90 days of the notification, evaluate the effluent copper concentration trend and, if it is increasing, develop and begin implementation of additional measures to control copper discharges. Report the conclusion of the trend analysis and provide a schedule for any new actions to be taken within the next 12 months.	With next annual pollution minimization program report due February 28 (at least 90 days following notification)
<b>3</b>	<b>Report Status.</b> Submit an annual report documenting copper control program implementation that evaluates the effectiveness of the actions taken, including any additional actions required by Task 2 above, and provides a schedule for actions to be taken within the next 12 months.	Annually, with annual pollution minimization program report due February 28 each year



**6.3.5.6. Cyanide Action Plan.** Each Discharger shall implement monitoring and surveillance, pretreatment, source control, and pollution prevention for cyanide in accordance with the following tasks and time schedule:

**Table 7. Cyanide Action Plan**

Task No.	Task	Deadline
1	<p><b>Review Potential Cyanide Sources.</b> Submit an up-to-date inventory of potential cyanide sources. If no cyanide source is identified, Tasks 2 and 3, below, are not required unless the Discharger receives a request to discharge detectable levels of cyanide to the sewer. In such case, notify the Executive Officer and implement Tasks 2 and 3.</p>	<p>With annual pollution minimization program report due February 28, 2025</p>
2	<p><b>Implement Cyanide Control Program.</b> Implement a control program to minimize cyanide discharges consisting, at a minimum, of the following elements:</p> <ul style="list-style-type: none"> <li>a. Inspect each potential source to assess the need to include that source in the control program.</li> <li>b. Inspect sources included in the control program annually. Inspection elements may be based on U.S. EPA guidance, such as <i>Industrial User Inspection and Sampling Manual for POTWs</i> (EPA 831 B 94 01).</li> <li>c. Develop and distribute educational materials regarding the need to prevent cyanide discharges to sources included in the control program.</li> <li>d. Prepare an emergency monitoring and response plan to be implemented if a significant cyanide discharge occurs.</li> </ul> <p>If the treatment plant's influent cyanide concentration exceeds 18 µg/L, the Dischargers shall collect a follow-up sample within 5 days of becoming aware of the laboratory results. If the results of the follow-up sample also exceed 18 µg/L, then a "significant cyanide discharge" is occurring.</p>	<p>Implementation shall be ongoing following Executive Officer notification under Task 1</p>
3	<p><b>Implement Additional Measures.</b> If the Regional Water Board notifies the Dischargers that ambient monitoring shows cyanide concentrations are 1.0 µg/L or higher in the main body of San Francisco Bay, then within 90 days of the notification, commence actions to identify and abate cyanide sources responsible for the elevated ambient concentrations, report on the progress and effectiveness of the actions taken, and provide a schedule for actions to be taken within the next 12 months.</p>	<p>With next annual pollution minimization program report due February 28 (at least 90 days following notification)</p>
4	<p><b>Report Status of Cyanide Control Program.</b> Submit an annual report documenting cyanide control program implementation and addressing the effectiveness of actions taken, including any additional cyanide controls required by Task 3, above, and provide a schedule for actions to be taken within the next 12 months.</p>	<p>Annually, with annual pollution minimization program report due February 28 each year</p>

**6.3.5.7. Resource Recovery from Anaerobically Digestible Material.** If the Dischargers receive hauled-in anaerobically digestible material for injection into an anaerobic digester, the Dischargers shall notify the Regional Water Board and develop and implement Standard Operating

Procedures for this activity. The Standard Operating Procedures shall be developed prior to initiation of hauling. The Standard Operating Procedures shall address material handling, including unloading, screening, or other processing prior to anaerobic digestion; transportation; spill prevention; spill response; avoidance of the introduction of materials that could cause interference, pass through, or upset of the treatment processes; avoidance of prohibited material; vector control; odor control; operation and maintenance; and the disposition of any solid waste segregated from introduction to the digester. The Dischargers shall train its staff on the Standard Operating Procedures and maintain records for a minimum of three years for each load received, describing the hauler, waste type, and quantity received. In addition, the Dischargers shall maintain records for a minimum of three years for the disposition, location, and quantity of cumulative pre-digestion segregated solid waste hauled offsite.

**6.3.5.8. Average Annual Selenium Load.** The Dischargers shall report the average annual selenium load with their application for permit reissuance. The average annual load shall be the arithmetic mean of the annual mass discharges for the previous permit term. Annual mass emissions shall be computed as follows:

$$\text{Annual Mass emission rate (kg/day)} = (3.785/N) \sum Q_i C_i$$

where:

$N$  = number of samples in a year

$Q_i$  = flow rate (MGD) associated with the  $i^{\text{th}}$  sample, valid until a new sample is collected

$C_i$  = selenium concentration (mg/L) associated with the  $i^{\text{th}}$  sample, valid until a new sample is collected

When calculating selenium loads, the Dischargers shall use estimated values and assume data reported below the method detection limit equal half of the detection limit.

**6.3.5.9. Sludge-Leachate Line Operations and Maintenance.** The Dischargers shall repair their sludge leachate line to ensure proper operations and maintenance in accordance with the following time schedule:

**Table 8. Tasks to Repair Sludge Leachate Line**

Task No.	Task	Compliance Date
1	<b>Conduct Condition Assessment.</b> The Dischargers shall conduct a condition assessment of the sludge leachate line.	December 31, 2024

2	<b>Repair Sludge Leachate Line.</b> The Dischargers shall complete all repairs recommended by the condition assessment in Task 1.	July 31, 2029
3	<b>Prepare and Implement Preventative Maintenance Schedule.</b> Once repairs are completed, the Dischargers shall submit and implement a preventative maintenance schedule for the sludge leachate line.	With the applicable Annual Self-Monitoring Report due February 1 each year
4	<b>Progress Reports on Sludge Leachate Line Repairs.</b> The Dischargers shall submit an annual report documenting their progress on the completion of Tasks 1 and 2.	Annually, with Annual Self-Monitoring Report due February 1 each year

## ATTACHMENT A- DEFINITIONS AND ABBREVIATIONS

### DEFINITIONS

#### **Alternative Hypothesis**

Statement used to propose a statistically significant relationship in a set of given observations. Under the TST approach, when the Null Hypothesis is rejected, the Alternative Hypothesis is accepted in its place, indicating a relationship between variables and an acceptable level of toxicity.

#### **Arithmetic Mean ( $\mu$ )**

Also called the average, sum of measured values divided by the number of samples. For ambient water concentrations, the arithmetic mean is calculated as follows:

$$\text{Arithmetic mean} = \mu = \Sigma x / n$$

where:  $\Sigma x$  is the sum of the measured ambient water concentrations,  
and  $n$  is the number of samples

#### **Average Monthly Effluent Limitation (AMEL)**

Highest allowable average of daily discharges over a calendar month, calculated as the sum of all daily discharges measured during a calendar month divided by the number of daily discharges measured during that month.

#### **Average Weekly Effluent Limitation (AWEL)**

Highest allowable average of daily discharges over a calendar week (Sunday through Saturday), calculated as the sum of all daily discharges measured during a calendar week divided by the number of daily discharges measured during that week.

#### **Bioaccumulative**

Taken up by an organism from its surrounding medium through gill membranes, through epithelial tissue, or from food and subsequently concentrated and retained in the body of the organism.

#### **Calendar Month(s)**

Period from the first day of a month through the last day of a month (e.g., January 1 to January 31). For toxicity monitoring, the period is from the first day of a routine monitoring test to the day before the corresponding day of the next month (e.g., from June 15 to July 14), or to the last day of the next month if there is no corresponding day (e.g., January 31 to February 28).

#### **Carcinogenic**

Known to cause cancer in living organisms.

#### **Coefficient of Variation (CV)**

Measure of data variability calculated as the estimated standard deviation divided by the arithmetic mean of the observed values.

### **Daily Discharge**

Either: (1) the total mass of a constituent discharged over a calendar day (12:00 a.m. through 11:59 p.m.) or any 24-hour period that reasonably represents a calendar day for purposes of sampling (as specified in the permit) for a constituent with limitations expressed in units of mass; or (2) the unweighted arithmetic mean measurement of a constituent over a day for a constituent with limitations expressed in other units of measurement (e.g., concentration).

The daily discharge may be determined by the analytical results of a composite sample taken over the course of one day (a calendar day or other 24-hour period defined as a day) or by the arithmetic mean of analytical results from one or more grab samples taken over the course of the day.

For composite sampling, if 1 day is defined as a 24-hour period other than a calendar day, the analytical result for the 24-hour period is considered the result for the calendar day in which the 24-hour period ends.

### **Detected, but Not Quantified (DNQ)**

Sample results less than the RL, but greater than or equal to the laboratory's MDL. Sample results reported as DNQ are estimated concentrations.

### **Dilution Credit**

Amount of dilution granted to a discharge in the calculation of a water quality-based effluent limitation, based on the allowance of a specified mixing zone. It is calculated from the dilution ratio or determined through conducting a mixing zone study or modeling of the discharge and receiving water.

### **Effective Concentration (EC).**

The EC is a point estimate of the toxicant concentration that would cause an adverse effect on a quantal, "all or nothing," response (such as death, immobilization, or serious incapacitation) in a given percent of the test organisms. If the effect is death or immobility, the term lethal concentration (LC) may be used. EC values may be calculated using point estimation techniques such as probit, logit, and Spearman-Kärber. EC25 is the concentration of toxicant (in percent effluent) that causes a response in 25 percent of the test organisms.

### **Effluent Concentration Allowance (ECA)**

Value derived from the water quality criterion or objective, dilution credit, and ambient background concentration that is used, in conjunction with the CV for the effluent monitoring data, to calculate a long-term average (LTA) discharge concentration. The ECA has the same meaning as wasteload allocation (WLA) as used in U.S. EPA guidance (*Technical Support Document for Water Quality-based Toxics Control*, March 1991, second printing, EPA/505/2-90-001).

### **Enclosed Bays**

Indentations along the coast that enclose an area of oceanic water within distinct headlands or harbor works. Enclosed bays include all bays where the narrowest

distance between the headlands or outermost harbor works is less than 75 percent of the greatest dimension of the enclosed portion of the bay. Enclosed bays include, but are not limited to, Humboldt Bay, Bodega Harbor, Tomales Bay, Drake's Estero, San Francisco Bay, Morro Bay, Los Angeles-Long Beach Harbor, Upper and Lower Newport Bay, Mission Bay, and San Diego Bay. Enclosed bays do not include inland surface waters or ocean waters.

### **Estimated Chemical Concentration**

Concentration that results from the confirmed detection of a substance below the ML by the analytical method.

### **Estuaries**

Waters, including coastal lagoons, located at the mouths of streams that serve as areas of mixing for fresh and ocean waters. Coastal lagoons and mouths of streams that are temporarily separated from the ocean by sandbars shall be considered estuaries. Estuarine waters are considered to extend from a bay or the open ocean to a point upstream where there is no significant mixing of fresh water and seawater. Estuarine waters included, but are not limited to, the Sacramento-San Joaquin Delta, as defined in Water Code section 12220; Suisun Bay; Carquinez Strait downstream to the Carquinez Bridge; and appropriate areas of the Smith, Mad, Eel, Noyo, Russian, Klamath, San Diego, and Otay rivers. Estuaries do not include inland surface waters or ocean waters.

### **Inhibition Concentration (IC).**

The IC is a point estimate of the toxicant concentration that would cause a given percent reduction in a nonlethal, nonquantal biological measurement, such as growth. For example, an IC25 is the estimated concentration of toxicant that would cause a 25 percent reduction in average young per female or growth. IC values may be calculated using a linear interpolation method such as U.S. EPA's Bootstrap Procedure.

### **Inland Surface Waters**

All surface waters of the state that are not the ocean, enclosed bays, or estuaries.

### **Instantaneous Maximum Effluent Limitation**

Highest allowable value for any single grab sample or aliquot (i.e., each grab sample or aliquot is independently compared to the instantaneous maximum limitation).

### **Instantaneous Minimum Effluent Limitation**

Lowest allowable value for any single grab sample or aliquot (i.e., each grab sample or aliquot is independently compared to the instantaneous minimum limitation).

### **Instream Waste Concentration (IWC)**

Concentration of effluent in the receiving water after any dilution credit is applied. The IWC is the inverse of 1 plus the dilution credit, D, or  $IWC = 1/(1+D)$ , expressed as a percentage (e.g., if D = 9, the IWC is 10 percent). If no dilution credit is granted, the IWC is 100 percent.

### **Maximum Daily Effluent Limitation (MDEL)**

Highest allowable daily discharge of a pollutant, over a calendar day (or 24-hour period). For pollutants with limitations expressed in units of mass, the daily discharge is calculated as the total mass of the pollutant discharged over the day. For toxicity, the MDEL is based on the outcome of the TST and the percent effect at the IWC (applied to the results of any single bioassay). For pollutants with limitations expressed in other units of measurement, the daily discharge is calculated as the arithmetic mean measurement of the pollutant over the day.

### **Median**

Middle measurement in a data set. The median of a data set is found by first arranging the measurements in order of magnitude (either increasing or decreasing order). If the number of measurements ( $n$ ) is odd, then the median =  $X_{(n+1)/2}$ . If  $n$  is even, then the median =  $(X_{n/2} + X_{(n/2+1)})/2$  (i.e., the midpoint between  $n/2$  and  $n/2+1$ ).

### **Median Monthly Effluent Limitation (MMEL)**

Highest allowable median of daily discharges over a calendar month, calculated as the median of all daily discharges measured during a calendar month. For aquatic toxicity, the MMEL is an effluent limitation based on a maximum of three independent toxicity tests analyzed using the TST during a calendar month.

### **Median Monthly Effluent Target (MMET)**

Target based on a maximum of three independent toxicity tests using the TST during a calendar month used to determine whether a TRE should be conducted. Not meeting a MMET is not a violation of an effluent limitation. The MMET only applies to discharges with no numeric toxicity limits or to testing with *Ceriodaphnia dubia* prior to January 1, 2024.

### **Method Detection Limit (MDL)**

Minimum concentration of a substance that can be reported with 99 percent confidence that the measured concentration is distinguishable from method blank results, as defined in 40 C.F.R. part 136, Appendix B.

### **Minimum Level (ML)**

Concentration at which the entire analytical system must give a recognizable signal and acceptable calibration point. The ML is the concentration in a sample that is equivalent to the concentration of the lowest calibration standard analyzed by a specific analytical procedure, assuming that all the method specified sample weights, volumes, and processing steps have been followed.

### **Mixing Zone**

Limited volume of receiving water allocated for mixing with a wastewater discharge where water quality criteria can be exceeded without causing adverse effects to the overall water body.

### **M MEL Compliance Test**

For chronic toxicity monitoring, one of up to two tests used in addition to a routine monitoring test to determine compliance with the chronic toxicity MMEL and MDEL.

### **No Observed Effect Concentration (NOEC).**

The NOEC is the highest tested concentration of an effluent or a toxicant at which no adverse effects are observed on the aquatic test organisms at a specific time of observation. It is determined using hypothesis testing.

### **No Observed Effect level (NOEL).**

For compliance determination, the NOEL is equal to IC25 or EC25. If the IC25 or EC25 cannot be statistically determined, the NOEL shall be equal to the NOEC derived using hypothesis testing.

### **Not Detected (ND)**

Sample results less than the laboratory's MDL.

### **Null Hypothesis**

Statement used in statistical testing that has been put forward either because it is believed to be true or because it is to be used as a basis for argument, but has not been proved.

### **Percent Effect**

Value that denotes the difference in response between a test concentration and a control, divided by the mean control response and multiplied by 100.

### **Persistent Pollutants**

Substances for which degradation or decomposition in the environment is nonexistent or very slow.

### **Pollutant Minimization Program**

Program of waste minimization and pollution prevention actions that include, but are not limited to, product substitution, waste stream recycling, alternative waste management methods, and education of the public and businesses. The goal of a Pollutant Minimization Program is to reduce all potential sources of a priority pollutant through pollutant minimization (control) strategies, including pollution prevention measures as appropriate, to maintain the effluent concentration at or below the water quality-based effluent limitation. Pollution prevention measures may be particularly appropriate for persistent bioaccumulative priority pollutants where there is evidence that beneficial uses are being impacted. Cost effectiveness may be considered when establishing the requirements of a Pollutant Minimization Program. The completion and implementation of a Pollution Prevention Plan, if required pursuant to Water Code section 13263.3(d), is considered to fulfill the Pollutant Minimization Program requirements.

### **Pollution Prevention**

Any action that causes a net reduction in the use or generation of a hazardous substance or other pollutant discharged into water and includes, but is not limited to, input change, operational improvement, production process change, and product



reformulation (as defined in Water Code section 13263.3). Pollution prevention does not include actions that merely shift a pollutant in wastewater from one environmental medium to another environmental medium, unless clear environmental benefits of such an approach are identified to the satisfaction of the State Water Resources Control Board or Regional Water Board.

### **Regulatory Management Decision (RMD)**

Decision that represents the maximum allowable error rates and thresholds for toxicity and non-toxicity that would result in an acceptable risk to aquatic life.

### **Reporting Level (RL)**

ML (and its associated analytical method) chosen by the Discharger for reporting and compliance determination from the MLs included in this Order, including an additional factor if applicable as discussed herein. For priority pollutants, the MLs included in this Order correspond to approved analytical methods for reporting a sample result that are selected by the Regional Water Board either from State Implementation Plan (SIP) Appendix 4 in accordance with SIP section 2.4.2 or established in accordance with SIP section 2.4.3. The ML is based on the proper application of method-based analytical procedures for sample preparation and the absence of any matrix interferences. Other factors may be applied to the ML depending on the specific sample preparation steps employed. For example, the treatment typically applied in cases where there are matrix-effects is to dilute the sample or sample aliquot by a factor of ten. In such cases, this additional factor must be applied to the ML in the computation of the RL.

### **Response**

Measured biological effect (e.g., on survival, reproduction, growth) of exposure to a stimulus.

### **Routine Monitoring**

Regular chronic toxicity monitoring required during the permit term. Routine monitoring results may trigger MMEL compliance tests. If a violation of the MDEL or MMEL occurs, Routine monitoring also includes one sample collected during the following month (regardless of the regular monitoring frequency), which is used to determine if a TRE is necessary. Routine monitoring does not include surveillance monitoring.

### **Source of Drinking Water**

Any water designated as municipal or domestic supply (MUN) beneficial use.

### **Standard Deviation ( $\sigma$ )**

Measure of variability calculated as follows:

$$\text{Standard deviation} = \sigma = (\sum[(x - \mu)^2]/(n - 1))^{0.5}$$

where: x is the observed value

$\mu$  is the arithmetic mean of the observed values

n is the number of samples

### **Surveillance Monitoring**

Chronic toxicity monitoring performed using the most sensitive species at an effluent concentration at least double the IWC. Surveillance monitoring results are not for assessing compliance with the chronic toxicity MMEL or MDEL.

### **Test of Significant Toxicity (TST)**

Statistical approach used to analyze aquatic toxicity test data, as described in section III.B.3 of State Water Board's *State Policy for Water Quality Control: Toxicity Provisions*.

### **Toxicity Provisions**

State Water Board's *State Policy for Water Quality Control: Toxicity Provisions*. The requirements of the Toxicity Provisions will become effective on first day of the month following U.S. EPA approval.

### **Toxicity Reduction Evaluation (TRE)**

Study conducted in a step-wise process designed to identify the causative agents of effluent or ambient toxicity, isolate the sources of toxicity, evaluate the effectiveness of toxicity control options, and then confirm the reduction in toxicity. The first steps of the TRE consist of the collection of data relevant to the toxicity, including additional toxicity testing, and an evaluation of facility operations and maintenance practices, and best management practices. A Toxicity Identification Evaluation (TIE) may be required as part of the TRE, if appropriate. A TIE is a set of procedures to identify the specific chemicals responsible for toxicity. These procedures are performed in three phases (characterization, identification, and confirmation) using aquatic organism toxicity tests.

## **ABBREVIATIONS**

<b>%</b>	Percent
<b>°C</b>	Degrees Celsius
<b>°F</b>	Degrees Fahrenheit
<b>µg/L</b>	Micrograms per liter
<b>1/Blending Event</b>	Once per blending event
<b>1/Day</b>	Once per day
<b>1/Month</b>	Once per month
<b>1/Quarter</b>	Once per quarter
<b>1/Week</b>	Once per week
<b>1/Year</b>	Once per year
<b>2/Month</b>	Two times per month
<b>2/Week</b>	Twice per week
<b>2/Year</b>	Twice per year
<b>3/Week</b>	Three times per week

<b>4/Week</b>	Four times per week
<b>5/Week</b>	Five times per week
<b>AMEL</b>	Average monthly effluent limitation
<b>AWEL</b>	Average weekly effluent limitation
<b>B</b>	Background concentration
<b>C</b>	Water quality criterion or objective
<b>C-24</b>	24-hour composite
<b>CFU/100 mL</b>	Colony forming units per 100 milliliters
<b>CIWQS</b>	California Integrated Water Quality System
<b>Continuous</b>	Measured continuously
<b>Continuous/D</b>	Measured continuously, and recorded and reported daily
<b>Continuous/H</b>	Measured continuously, and recorded and reported hourly
<b>CTR</b>	California Toxics Rule
<b>CV</b>	Coefficient of Variation
<b>DMR</b>	Discharge Monitoring Report
<b>DNQ</b>	Detected, but not quantified
<b>DL</b>	Detection level
<b>ECA</b>	Effluent Concentration Allowance
<b>Grab</b>	Grab sample
<b>MDEL</b>	Maximum Daily Effluent Limitation
<b>MDL</b>	Method detection limit
<b>MEC</b>	Maximum effluent concentration
<b>MG</b>	Million gallons
<b>mg/L</b>	Milligrams per liter
<b>mg/L as N</b>	Milligrams per liter as nitrogen
<b>MGD</b>	Million gallons per day
<b>ML</b>	Minimum level
<b>MPN/100 mL</b>	Most probable number per 100 milliliters
<b>NTR</b>	National Toxics Rule
<b>ND</b>	Not detected
<b>NTU</b>	Nephelometric turbidity units
<b>RL</b>	Reporting level
<b>RPA</b>	Reasonable potential analysis

<b>SIP</b>	<i>Policy for Implementation of Toxics Standards for Inland Surface Waters, Enclosed Bays, and Estuaries of California</i> (State Implementation Policy)
<b>SMR</b>	Self Monitoring Report
<b>s.u.</b>	Standard pH units
<b>TIE</b>	Toxicity identification evaluation
<b>TRE</b>	Toxicity reduction evaluation
<b>TUa</b>	Acute toxicity units
<b>TUc</b>	Chronic toxicity units
<b>WDRs</b>	Waste discharge requirements
<b>WQBEL</b>	Water quality-based effluent limitation

**ATTACHMENT B - MAP**

**Figure B-1. City of Richmond and Richmond Municipal Sewer District No. 1 Map**

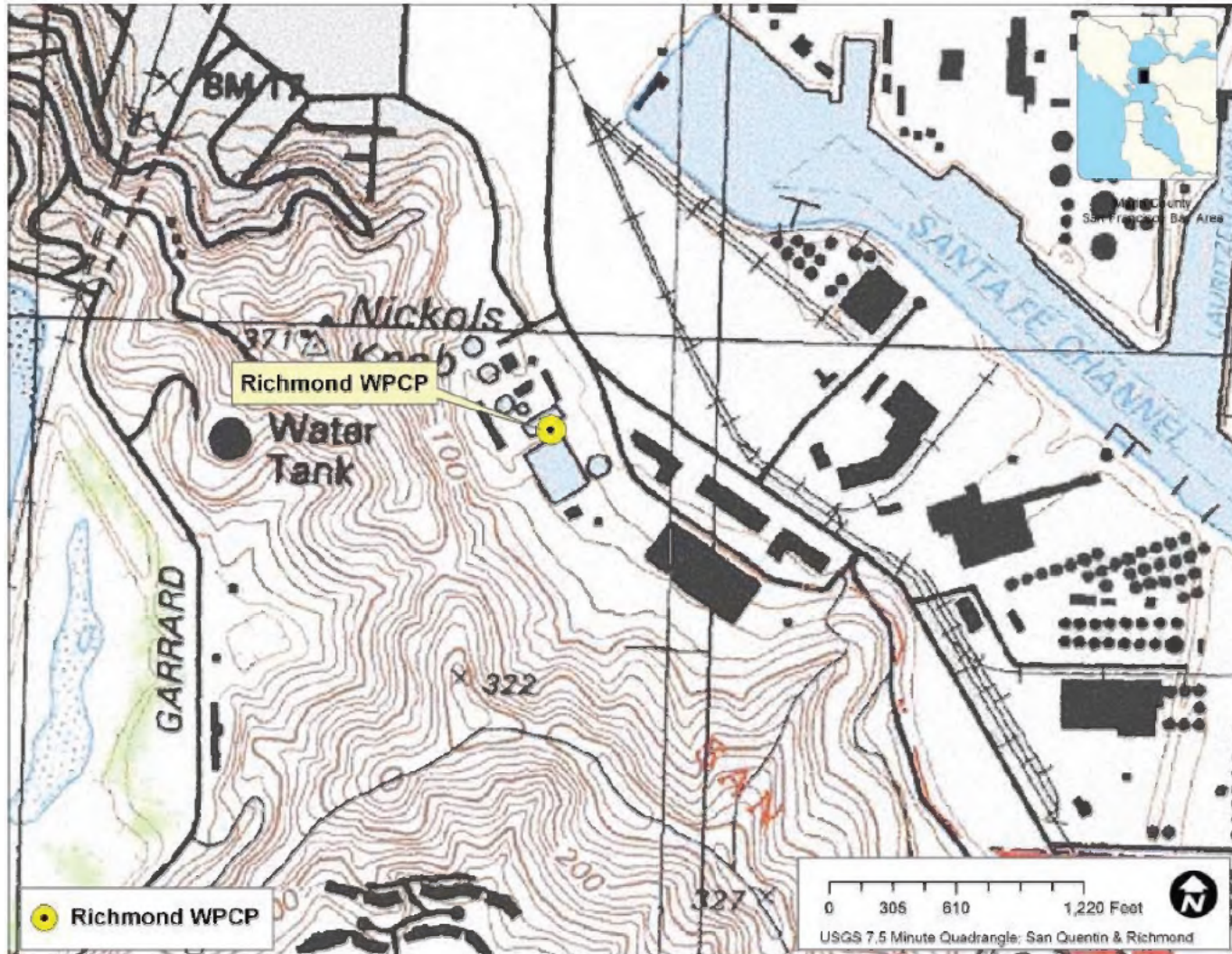


Figure B-2. West County Wastewater District Topographic Map

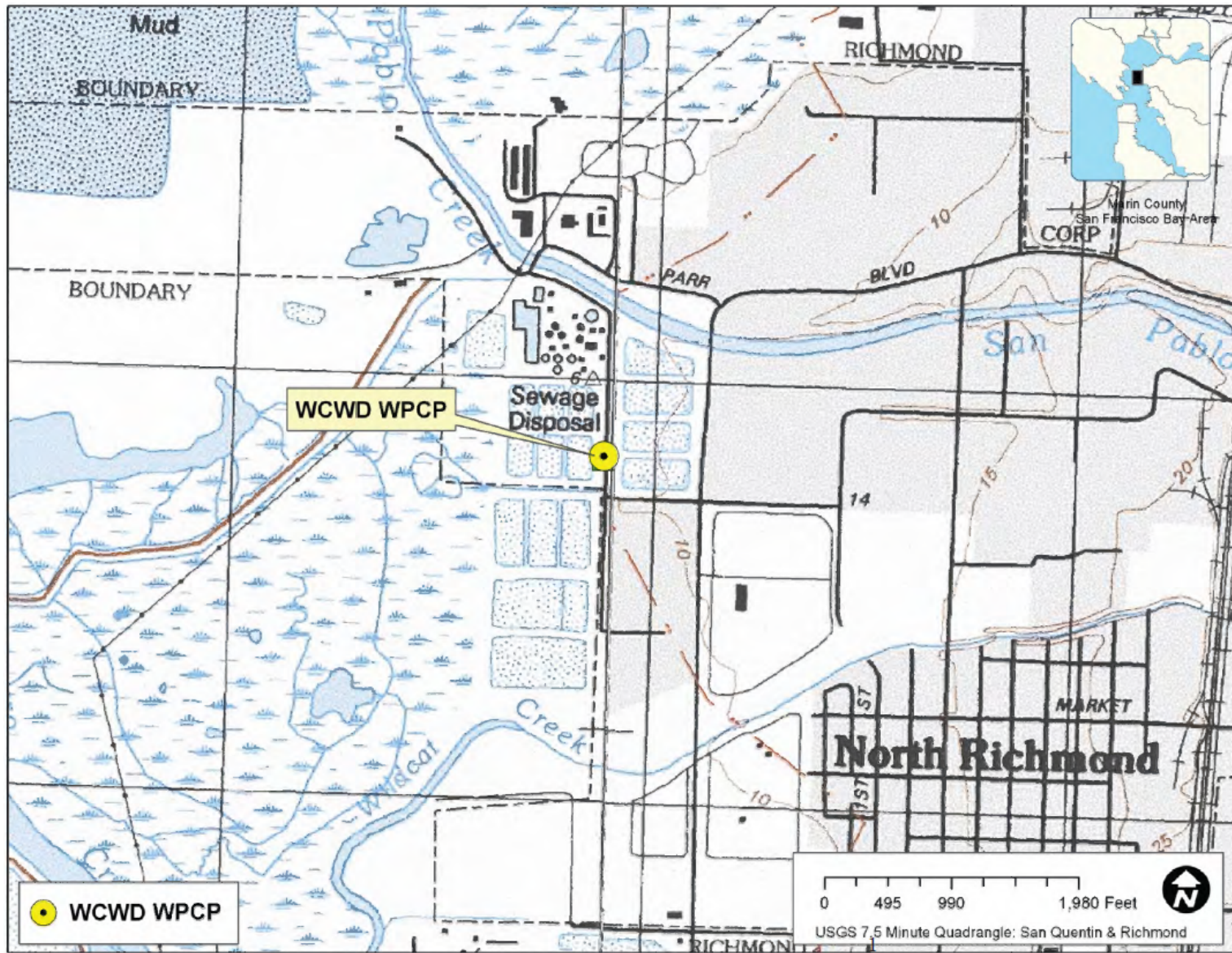
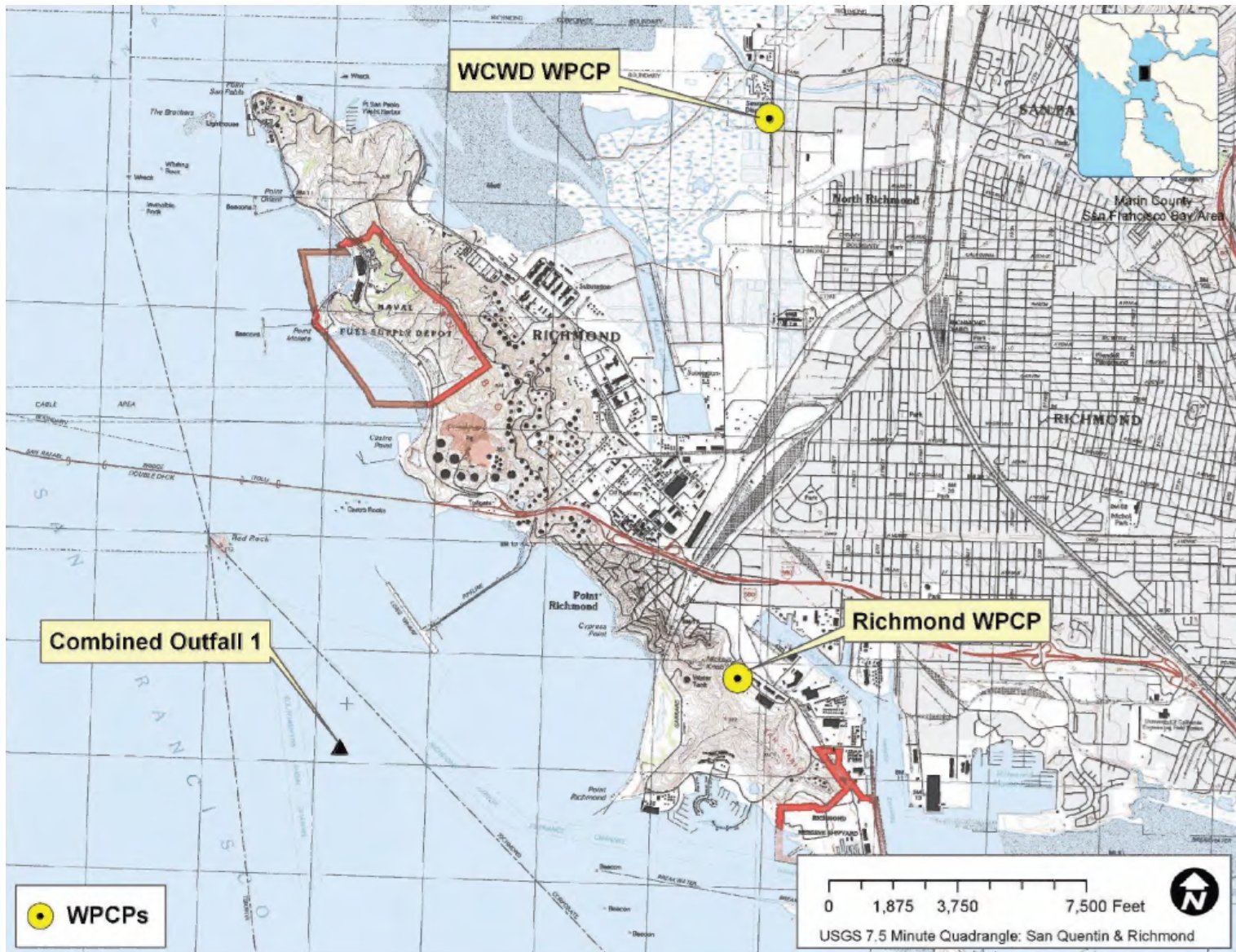
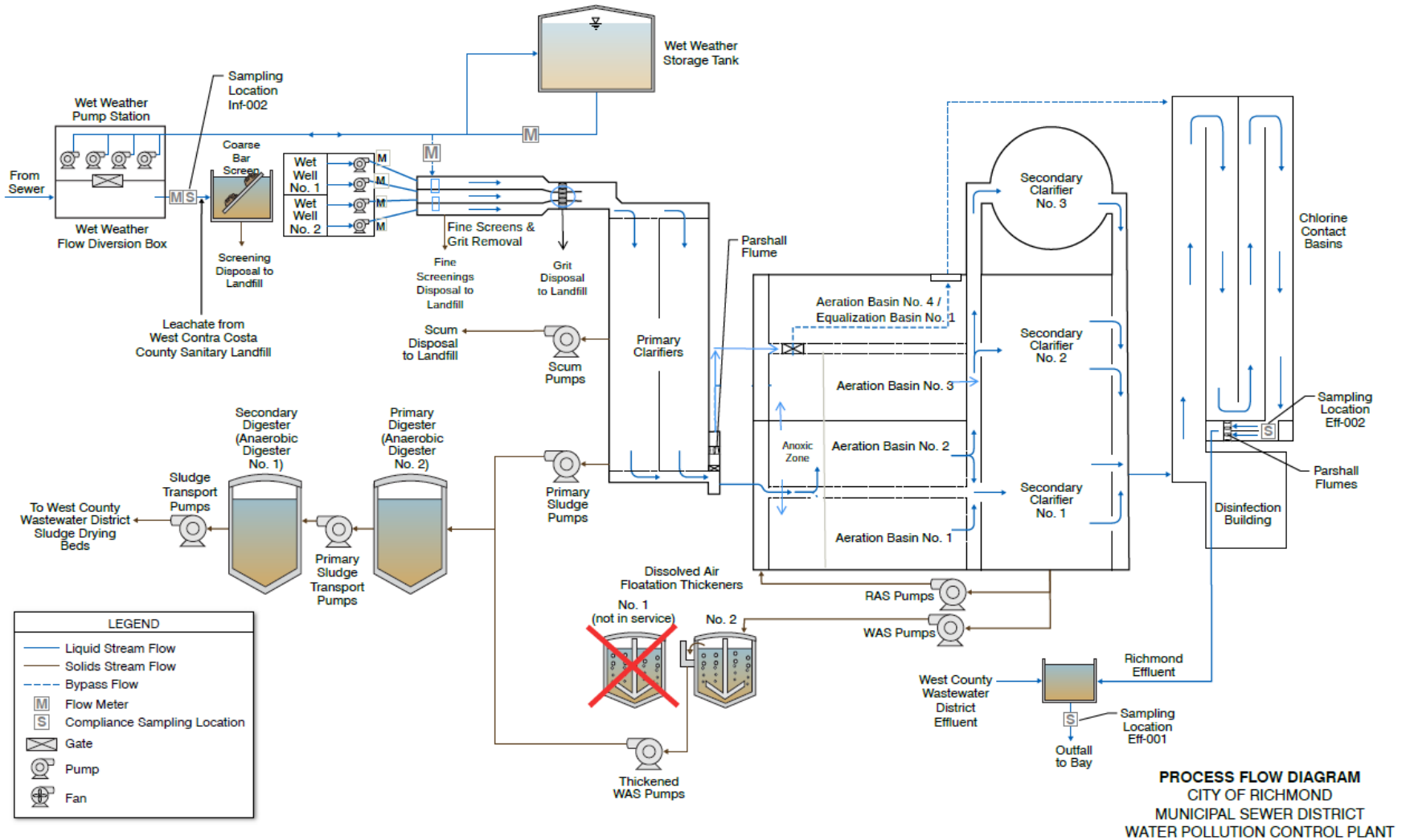


Figure B-3. Map of Facility Locations



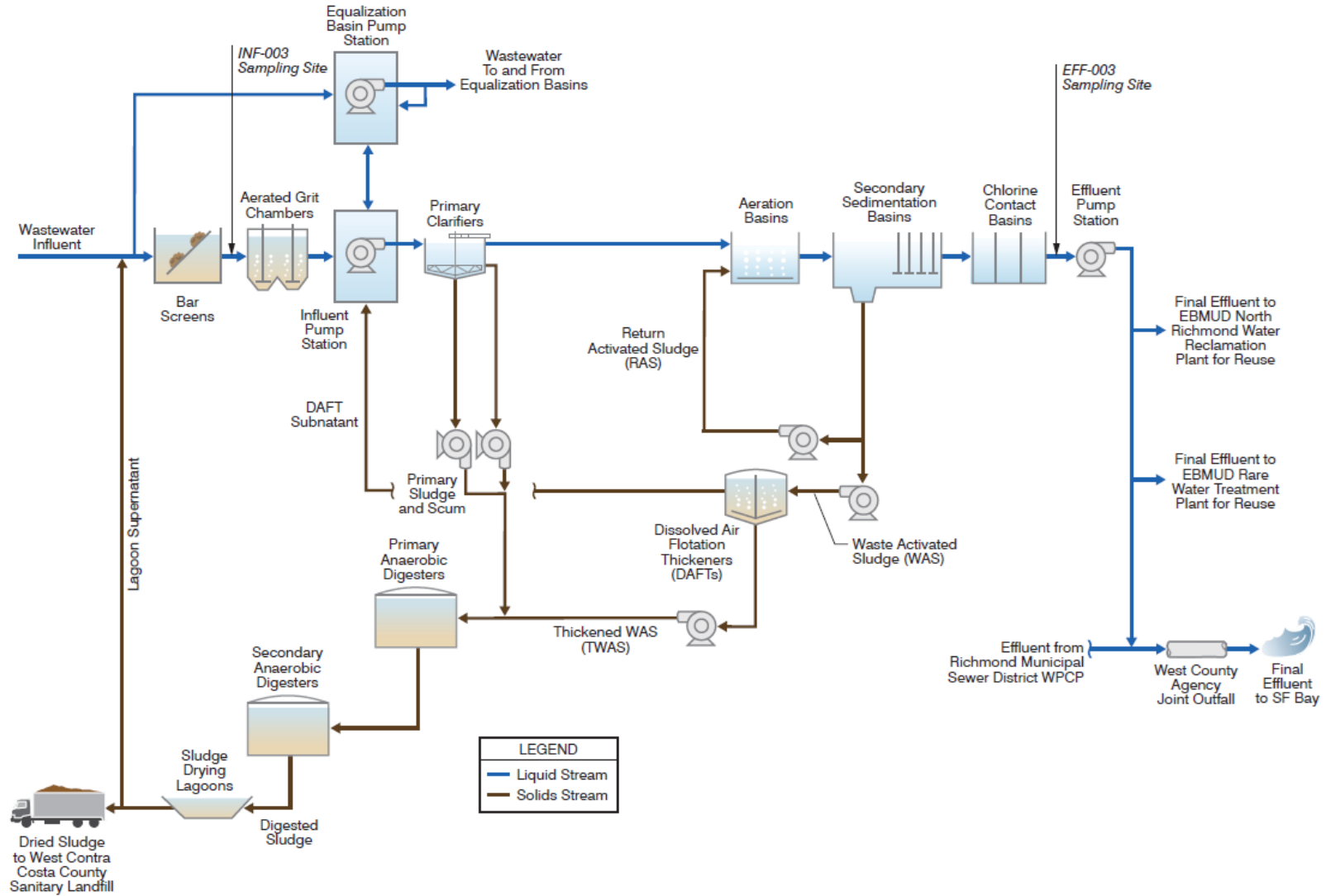
### ATTACHMENT C - FLOW SCHEMATIC

Figure C-1. Richmond Municipal Sewer District Water Pollution Control Plant Flow Schematic



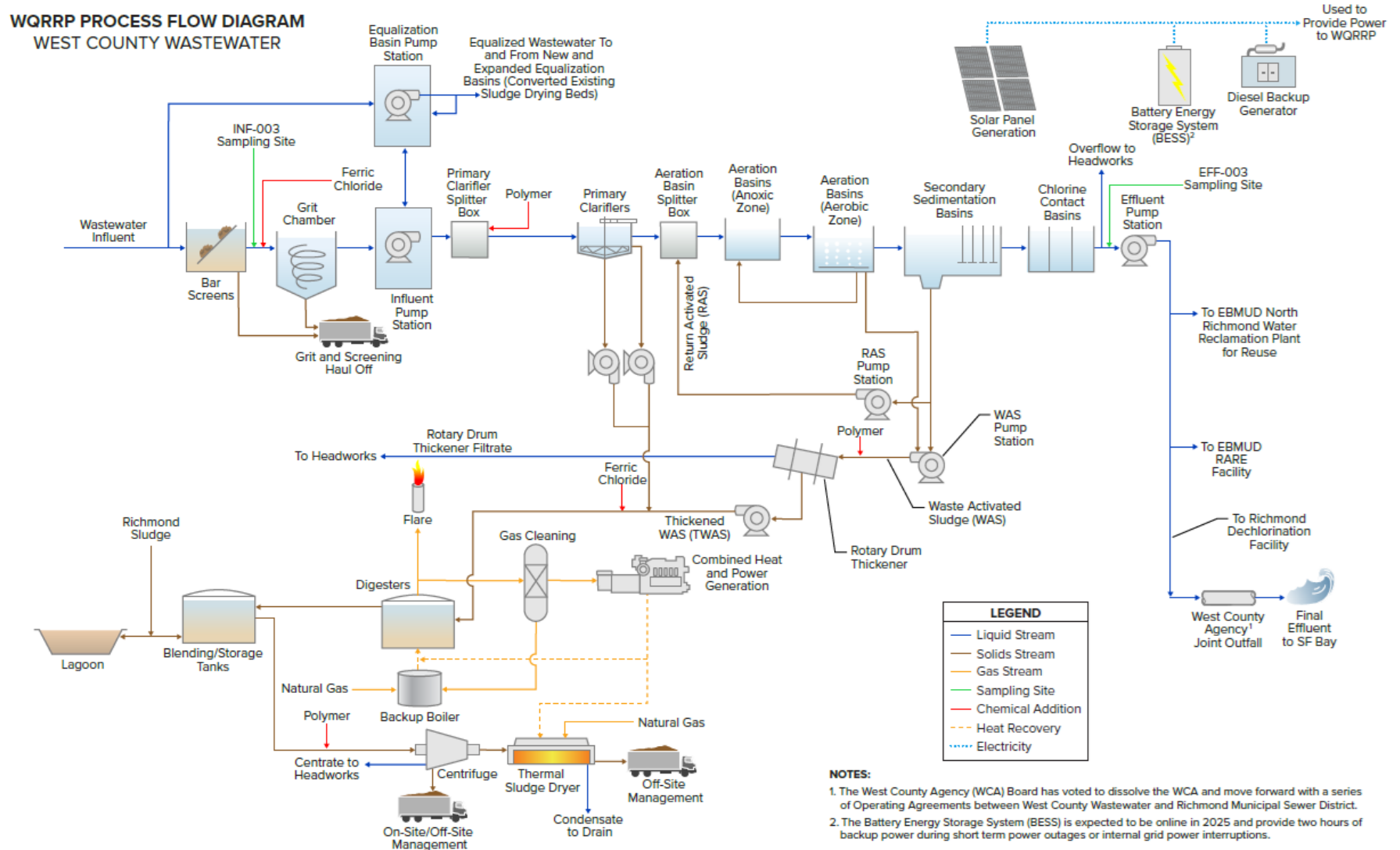


**Figure C-2. Existing West County Wastewater District Wastewater Treatment Plant Flow Schematic**



**WQRRP PROCESS FLOW DIAGRAM  
WEST COUNTY WASTEWATER**

**Figure C-3. Planned West County Wastewater District Wastewater Treatment Plant Flow Schematic**



80wew0224R.202408.ai

## ATTACHMENT D - STANDARD PROVISIONS

### CONTENTS

1.	STANDARD PROVISIONS – PERMIT COMPLIANCE .....	D-2
2.	STANDARD PROVISIONS – PERMIT ACTION .....	D-5
3.	STANDARD PROVISIONS – MONITORING .....	D-6
4.	STANDARD PROVISIONS – RECORDS .....	D-6
5.	STANDARD PROVISIONS – REPORTING.....	D-7
6.	STANDARD PROVISIONS – ENFORCEMENT .....	D-12
7.	ADDITIONAL PROVISIONS – NOTIFICATION LEVELS .....	D-12

## ATTACHMENT D – STANDARD PROVISIONS

### 1. STANDARD PROVISIONS – PERMIT COMPLIANCE

#### 1.1. Duty to Comply

- 1.1.1. The Discharger must comply with all of the terms, requirements, and conditions of this Order. Any noncompliance constitutes a violation of the Clean Water Act (CWA) and the California Water Code and is grounds for enforcement action; permit termination, revocation and reissuance, or modification; denial of a permit renewal application; or a combination thereof. (40 C.F.R. § 122.41(a); Wat. Code, §§ 13261, 13263, 13265, 13268, 13000, 13001, 13304, 13350, 13385.)
- 1.1.2. The Discharger shall comply with effluent standards or prohibitions established under CWA section 307(a) for toxic pollutants within the time provided in the regulations that establish these standards or prohibitions, even if this Order has not yet been modified to incorporate the requirement. (40 C.F.R. § 122.41(a)(1).)

**1.2. Need to Halt or Reduce Activity Not a Defense.** It shall not be a defense for a Discharger in an enforcement action that it would have been necessary to halt or reduce the permitted activity in order to maintain compliance with the conditions of this Order. (40 C.F.R. § 122.41(c).)

**1.3. Duty to Mitigate.** The Discharger shall take all reasonable steps to minimize or prevent any discharge in violation of this Order that has a reasonable likelihood of adversely affecting human health or the environment. (40 C.F.R. § 122.41(d).)

**1.4. Proper Operation and Maintenance.** The Discharger shall at all times properly operate and maintain all facilities and systems of treatment and control (and related appurtenances) that are installed or used by the Discharger to achieve compliance with the conditions of this Order. Proper operation and maintenance also includes adequate laboratory controls and appropriate quality assurance procedures. This provision requires the operation of backup or auxiliary facilities or similar systems that are installed by a Discharger only when necessary to achieve compliance with the conditions of this Order. (40 C.F.R. § 122.41(e).)

#### 1.5. Property Rights

- 1.5.1. This Order does not convey any property rights of any sort or any exclusive privileges. (40 C.F.R. § 122.41(g).)
- 1.5.2. The issuance of this Order does not authorize any injury to persons or property or invasion of other private rights, or any infringement of state or local law or regulations. (40 C.F.R. § 122.5(c).)

**1.6. Inspection and Entry.** The Discharger shall allow the Regional Water Board, State Water Board, U.S. EPA, and/or their authorized representatives (including an authorized contractor acting as their representative), upon the presentation of credentials and other documents, as may be required by law, to (33 U.S.C. § 1318(a)(4)(B); 40 C.F.R. § 122.41(i); Wat. Code, §§ 13267, 13383):

- 1.6.1. Enter upon the Discharger's premises where a regulated facility or activity is located or conducted, or where records are kept under the conditions of this Order (33 U.S.C. § 1318(a)(4)(B)(i); 40 C.F.R. § 122.41(i)(1); Wat. Code, §§ 13267, 13383);
- 1.6.2. Have access to and copy, at reasonable times, any records that must be kept under the conditions of this Order (33 U.S.C. § 1318(a)(4)(B)(ii); 40 C.F.R. § 122.41(i)(2); Wat. Code, §§ 13267, 13383);
- 1.6.3. Inspect and photograph, at reasonable times, any facilities, equipment (including monitoring and control equipment), practices, or operations regulated or required under this Order (33 U.S.C. § 1318(a)(4)(B)(ii); 40 C.F.R. § 122.41(i)(3); Wat. Code, §§ 13267, 13383); and
- 1.6.4. Sample or monitor, at reasonable times, for the purposes of ensuring Order compliance or as otherwise authorized by the CWA or the Water Code, any substances or parameters at any location. (33 U.S.C. § 1318(a)(4)(B); 40 C.F.R. § 122.41(i)(4); Wat. Code, §§ 13267, 13383.)

## **1.7. Bypass**

### **1.7.1. Definitions**

- 1.7.1.1. "Bypass" means the intentional diversion of waste streams from any portion of a treatment facility. (40 C.F.R. § 122.41(m)(1)(i).)
- 1.7.1.2. "Severe property damage" means substantial physical damage to property; damage to the treatment facilities, which causes them to become inoperable; or substantial and permanent loss of natural resources that can reasonably be expected to occur in the absence of a bypass. Severe property damage does not mean economic loss caused by delays in production. (40 C.F.R. § 122.41(m)(1)(ii).)

1.7.2. **Bypass not exceeding limitations.** The Discharger may allow any bypass to occur that does not cause exceedances of effluent limitations, but only if it is for essential maintenance to ensure efficient operation. These bypasses are not subject to the provisions listed in Standard Provisions – Permit Compliance sections 1.7.3, 1.7.4, and 1.7.5 below. (40 C.F.R. § 122.41(m)(2).)

1.7.3. **Prohibition of bypass.** Bypass is prohibited, and the Regional Water Board may take enforcement action against a Discharger for bypass, unless (40 C.F.R. § 122.41(m)(4)(i)):

- 1.7.3.1. Bypass was unavoidable to prevent loss of life, personal injury, or severe property damage (40 C.F.R. § 122.41(m)(4)(i)(A));
- 1.7.3.2. There were no feasible alternatives to the bypass, such as the use of auxiliary treatment facilities, retention of untreated wastes, or maintenance during normal periods of equipment downtime. This condition is not satisfied if adequate back up equipment should have been installed in the exercise of reasonable engineering judgment to prevent a bypass that occurred during normal periods of equipment downtime or preventive maintenance (40 C.F.R. § 122.41(m)(4)(i)(B)); and
- 1.7.3.3. The Discharger submitted notice to the Regional Water Board as required under Standard Provisions – Permit Compliance section 1.7.5 below. (40 C.F.R. § 122.41(m)(4)(i)(C).)
- 1.7.4. **Approval.** The Regional Water Board may approve an anticipated bypass, after considering its adverse effects, if the Regional Water Board determines that it will meet the three conditions listed in Standard Provisions – Permit Compliance section 1.7.3 above. (40 C.F.R. § 122.41(m)(4)(ii).)
- 1.7.5. **Notice**
  - 1.7.5.1. **Anticipated bypass.** If the Discharger knows in advance of the need for a bypass, it shall submit prior notice, if possible, at least 10 days before the date of the bypass. The notice shall be sent to the Regional Water Board. As of December 21, 2025, a notice shall also be submitted electronically to the initial recipient defined in Standard Provisions – Reporting section 5.10 below. Notices shall comply with 40 C.F.R. part 3, 40 C.F.R. section 122.22, and 40 C.F.R. part 127. (40 C.F.R. § 122.41(m)(3)(i).)
  - 1.7.5.2. **Unanticipated bypass.** The Discharger shall submit a notice of an unanticipated bypass as required in Standard Provisions – Reporting section 5.5 below (24-hour notice). The notice shall be sent to the Regional Water Board. As of December 21, 2025, a notice shall also be submitted electronically to the initial recipient defined in Standard Provisions – Reporting section 5.10 below. Notices shall comply with 40 C.F.R. part 3, 40 C.F.R. section 122.22, and 40 C.F.R. part 127. (40 C.F.R. § 122.41(m)(3)(ii).)
- 1.8. **Upset.** Upset means an exceptional incident in which there is unintentional and temporary noncompliance with technology-based permit effluent limitations because of factors beyond the reasonable control of the Discharger. An upset does not include noncompliance to the extent caused by operational error, improperly designed treatment facilities, inadequate treatment facilities, lack of preventive maintenance, or careless or improper operation. (40 C.F.R. § 122.41(n)(1).)

- 1.8.1. **Effect of an upset.** An upset constitutes an affirmative defense to an action brought for noncompliance with such technology-based permit effluent limitations if the requirements of Standard Provisions – Permit Compliance section 1.8.2 below are met. No determination made during administrative review of claims that noncompliance was caused by upset, and before an action for noncompliance, is final administrative action subject to judicial review. (40 C.F.R. § 122.41(n)(2).)
- 1.8.2. **Conditions necessary for a demonstration of upset.** A Discharger who wishes to establish the affirmative defense of upset shall demonstrate, through properly signed, contemporaneous operating logs or other relevant evidence that (40 C.F.R. § 122.41(n)(3)):
  - 1.8.2.1. An upset occurred and that the Discharger can identify the cause(s) of the upset (40 C.F.R. § 122.41(n)(3)(i));
  - 1.8.2.2. The permitted facility was, at the time, being properly operated (40 C.F.R. § 122.41(n)(3)(ii));
  - 1.8.2.3. The Discharger submitted notice of the upset as required in Standard Provisions – Reporting section 5.5.2.2 below (24-hour notice) (40 C.F.R. § 122.41(n)(3)(iii)); and
  - 1.8.2.4. The Discharger complied with any remedial measures required under Standard Provisions – Permit Compliance section 1.3 above. (40 C.F.R. § 122.41(n)(3)(iv).)
- 1.8.3. **Burden of proof.** In any enforcement proceeding, the Discharger seeking to establish the occurrence of an upset has the burden of proof. (40 C.F.R. § 122.41(n)(4).)

## 2. STANDARD PROVISIONS – PERMIT ACTION

- 2.1. **General.** This Order may be modified, revoked and reissued, or terminated for cause. The filing of a request by the Discharger for modification, revocation and reissuance, or termination, or a notification of planned changes or anticipated noncompliance does not stay any Order condition. (40 C.F.R. § 122.41(f).)
- 2.2. **Duty to Reapply.** If the Discharger wishes to continue an activity regulated by this Order after the expiration date of this Order, the Discharger must apply for and obtain a new permit. (40 C.F.R. § 122.41(b).)
- 2.3. **Transfers.** This Order is not transferable to any person except after notice to the Regional Water Board. The Regional Water Board may require modification or revocation and reissuance of the Order to change the name of the Discharger and incorporate such other requirements as may be necessary under the CWA and Water Code. (40 C.F.R. §§ 122.41(l)(3), 122.61.)

### 3. STANDARD PROVISIONS – MONITORING

- 3.1. Samples and measurements taken for the purpose of monitoring shall be representative of the monitored activity. (40 C.F.R. § 122.41(j)(1).)
- 3.2. Monitoring must be conducted according to test procedures approved under 40 C.F.R. part 136 for the analyses of pollutants unless another method is required under 40 C.F.R. chapter 1, subchapter N. Monitoring must be conducted according to sufficiently sensitive test methods approved under 40 C.F.R. part 136 for the analysis of pollutants or pollutant parameters or as required under 40 C.F.R. chapter 1, subchapter N. For the purposes of this paragraph, a method is sufficiently sensitive when:
  - 3.2.1. The method minimum level (ML) is at or below the level of the most stringent effluent limitation established in the permit for the measured pollutant or pollutant parameter, and either the method ML is at or below the level of the most stringent applicable water quality criterion for the measured pollutant or pollutant parameter or the method ML is above the applicable water quality criterion but the amount of the pollutant or pollutant parameter in the facility's discharge is high enough that the method detects and quantifies the level of the pollutant or pollutant parameter in the discharge; or
  - 3.2.2. The method has the lowest ML of the analytical methods approved under 40 C.F.R. part 136 or required under 40 C.F.R. chapter 1, subchapter N, for the measured pollutant or pollutant parameter.

In the case of pollutants or pollutant parameters for which there are no approved methods under 40 C.F.R. part 136 or otherwise required under 40 C.F.R. chapter 1, subchapter N, monitoring must be conducted according to a test procedure specified in this Order for such pollutants or pollutant parameters. (40 C.F.R. §§ 122.21(e)(3), 122.41(j)(4), 122.44(i)(1)(iv).)

### 4. STANDARD PROVISIONS – RECORDS

- 4.1. The Discharger shall retain records of all monitoring information, including all calibration and maintenance records and all original strip chart recordings for continuous monitoring instrumentation, copies of all reports required by this Order, and records of all data used to complete the application for this Order, for a period of at least three (3) years from the date of the sample, measurement, report, or application. This period may be extended by request of the Regional Water Board Executive Officer at any time. (40 C.F.R. § 122.41(j)(2).)
- 4.2. Records of monitoring information shall include:
  - 4.2.1. The date, exact place, and time of sampling or measurements (40 C.F.R. § 122.41(j)(3)(i));



- 4.2.2. The individual(s) who performed the sampling or measurements (40 C.F.R. § 122.41(j)(3)(ii));
  - 4.2.3. The date(s) analyses were performed (40 C.F.R. § 122.41(j)(3)(iii));
  - 4.2.4. The individual(s) who performed the analyses (40 C.F.R. § 122.41(j)(3)(iv));
  - 4.2.5. The analytical techniques or methods used (40 C.F.R. § 122.41(j)(3)(v)); and
  - 4.2.6. The results of such analyses. (40 C.F.R. § 122.41(j)(3)(vi).)
- 4.3. Claims of confidentiality for the following information will be denied (40 C.F.R. § 122.7(b)):**
- 4.3.1. The name and address of any permit applicant or Discharger (40 C.F.R. § 122.7(b)(1)); and
  - 4.3.2. Permit applications and attachments, permits, and effluent data. (40 C.F.R. § 122.7(b)(2).)

## **5. STANDARD PROVISIONS – REPORTING**

**5.1. Duty to Provide Information.** The Discharger shall furnish to the Regional Water Board, State Water Board, or U.S. EPA within a reasonable time, any information that the Regional Water Board, State Water Board, or U.S. EPA may request to determine whether cause exists for modifying, revoking and reissuing, or terminating this Order or to determine compliance with this Order. Upon request, the Discharger shall also furnish to the Regional Water Board, State Water Board, or U.S. EPA copies of records required to be kept by this Order. (40 C.F.R. § 122.41(h); Wat. Code, §§ 13267, 13383.)

### **5.2. Signatory and Certification Requirements**

- 5.2.1. All applications, reports, or information submitted to the Regional Water Board, State Water Board, and/or U.S. EPA shall be signed and certified in accordance with Standard Provisions – Reporting sections 5.2.2, 5.2.3, 5.2.4, 5.2.5, and 5.2.6 below. (40 C.F.R. § 122.41(k).)
- 5.2.2. For a corporation, all permit applications shall be signed by a responsible corporate officer. For the purpose of this section, a responsible corporate officer means: (1) a president, secretary, treasurer, or vice-president of the corporation in charge of a principal business function, or any other person who performs similar policy- or decision-making functions for the corporation, or (2) the manager of one or more manufacturing, production, or operating facilities, provided the manager is authorized to make management decisions that govern the operation of the regulated facility, including having the explicit or implicit duty of making major capital investment recommendations, and initiating and directing other comprehensive measures to ensure long term environmental

compliance with environmental laws and regulations; the manager can ensure that the necessary systems are established or actions taken to gather complete and accurate information for permit application requirements; and where authority to sign documents has been assigned or delegated to the manager in accordance with corporate procedures. (40 C.F.R. § 122.22(a)(1).)

For a partnership or sole proprietorship, all permit applications shall be signed by a general partner or the proprietor, respectively. (40 C.F.R. § 122.22(a)(2).)

For a municipal, state, federal, or other public agency, all permit applications shall be signed by either a principal executive officer or ranking elected official. For purposes of this provision, a principal executive officer of a federal agency includes (1) the chief executive officer of the agency, or (2) a senior executive officer having responsibility for the overall operations of a principal geographic unit of the agency (e.g., Regional Administrators of U.S. EPA). (40 C.F.R. § 122.22(a)(3).)

- 5.2.3. All reports required by this Order and other information requested by the Regional Water Board, State Water Board, or U.S. EPA shall be signed by a person described in Standard Provisions – Reporting section 5.2.2 above, or by a duly authorized representative of that person. A person is a duly authorized representative only if:
  - 5.2.3.1. The authorization is made in writing by a person described in Standard Provisions – Reporting section 5.2.2 above (40 C.F.R. § 122.22(b)(1));
  - 5.2.3.2. The authorization specifies either an individual or a position having responsibility for the overall operation of the regulated facility or activity, such as the position of plant manager, operator of a well or a well field, superintendent, position of equivalent responsibility, or an individual or position having overall responsibility for environmental matters for the company. (A duly authorized representative may thus be either a named individual or any individual occupying a named position.) (40 C.F.R. § 122.22(b)(2)); and
  - 5.2.3.3. The written authorization is submitted to the Regional Water Board and State Water Board. (40 C.F.R. § 122.22(b)(3).)
- 5.2.4. If an authorization under Standard Provisions – Reporting section 5.2.3 above is no longer accurate because a different individual or position has responsibility for the overall operation of the facility, a new authorization satisfying the requirements of Standard Provisions – Reporting section 5.2.3 above must be submitted to the Regional Water Board and State Water Board prior to or together with any reports, information, or applications to be signed by an authorized representative. (40 C.F.R. § 122.22(c).)
- 5.2.5. Any person signing a document under Standard Provisions – Reporting section 5.2.2 or 5.2.3 above shall make the following certification:

"I certify under penalty of law that this document and all attachments were prepared under my direction or supervision in accordance with a system designed to assure that qualified personnel properly gather and evaluate the information submitted. Based on my inquiry of the person or persons who manage the system or those persons directly responsible for gathering the information, the information submitted is, to the best of my knowledge and belief, true, accurate, and complete. I am aware that there are significant penalties for submitting false information, including the possibility of fine and imprisonment for knowing violations." (40 C.F.R. § 122.22(d).)

- 5.2.6. Any person providing the electronic signature for documents described in Standard Provisions – Reporting sections 5.2.1, 5.2.2, or 5.2.3 that are submitted electronically shall meet all relevant requirements of Standard Provisions – Reporting section 5.2, and shall ensure that all relevant requirements of 40 C.F.R. part 3 (Cross-Media Electronic Reporting) and 40 C.F.R. part 127 (NPDES Electronic Reporting Requirements) are met for that submission. (40 C.F.R. § 122.22(e).)

### 5.3. Monitoring Reports

- 5.3.1. Monitoring results shall be reported at the intervals specified in the Monitoring and Reporting Program (Attachment E) in this Order. (40 C.F.R. § 122.41(l)(4).)
- 5.3.2. Monitoring results must be reported on a Discharge Monitoring Report (DMR) form or forms provided or specified by the Regional Water Board or State Water Board. All reports and forms must be submitted electronically to the initial recipient defined in Standard Provisions – Reporting section 5.10 and comply with 40 C.F.R. part 3, 40 C.F.R. section 122.22, and 40 C.F.R. part 127. (40 C.F.R. § 122.41(l)(4)(i).)
- 5.3.3. If the Discharger monitors any pollutant more frequently than required by this Order using test procedures approved under 40 C.F.R. part 136, or another method required for an industry-specific waste stream under 40 C.F.R. chapter 1, subchapter N, the results of such monitoring shall be included in the calculation and reporting of the data submitted in the DMR or reporting form specified by the Regional Water Board or State Water Board. (40 C.F.R. § 122.41(l)(4)(ii).)
- 5.3.4. Calculations for all limitations that require averaging of measurements shall utilize an arithmetic mean unless otherwise specified in this Order. (40 C.F.R. § 122.41(l)(4)(iii).)

- 5.4. Compliance Schedules.** Reports of compliance or noncompliance with, or any progress reports on, interim and final requirements contained in any compliance schedule of this Order shall be submitted no later than 14 days following each schedule date. (40 C.F.R. § 122.41(l)(5).)

## 5.5. Twenty-Four Hour Reporting

- 5.5.1. The Discharger shall report any noncompliance that may endanger health or the environment. Any information shall be provided orally within 24 hours from the time the Discharger becomes aware of the circumstances. A written report shall also be provided within five (5) days of the time the Discharger becomes aware of the circumstances. The report shall contain a description of the noncompliance and its cause; the period of noncompliance, including exact dates and times, and, if the noncompliance has not been corrected, the anticipated time it is expected to continue; and steps taken or planned to reduce, eliminate, and prevent reoccurrence of the noncompliance.

For noncompliance related to combined sewer overflows, sanitary sewer overflows, or bypass events, these reports must include the data described above (with the exception of time of discovery) as well as the type of event (i.e., combined sewer overflow, sanitary sewer overflow, or bypass event), type of overflow structure (e.g., manhole, combined sewer overflow outfall), discharge volume untreated by the treatment works treating domestic sewage, types of human health and environmental impacts of the event, and whether the noncompliance was related to wet weather.

As of December 21, 2025, all reports related to combined sewer overflows, sanitary sewer overflows, or bypass events must be submitted to the Regional Water Board and must be submitted electronically to the initial recipient defined in Standard Provisions – Reporting section 5.10. The reports shall comply with 40 C.F.R. part 3, 40 C.F.R. section 122.22, and 40 C.F.R. part 127. The Regional Water Board may also require the Discharger to electronically submit reports not related to combined sewer overflows, sanitary sewer overflows, or bypass events under this section. (40 C.F.R. § 122.41(l)(6)(i).)

- 5.5.2. The following shall be included as information that must be reported within 24 hours:
- 5.5.2.1. Any unanticipated bypass that exceeds any effluent limitation in this Order. (40 C.F.R. § 122.41(l)(6)(ii)(A).)
- 5.5.2.2. Any upset that exceeds any effluent limitation in this Order. (40 C.F.R. § 122.41(l)(6)(ii)(B).)
- 5.5.3. The Regional Water Board may waive the above required written report on a case-by-case basis if an oral report has been received within 24 hours. (40 C.F.R. § 122.41(l)(6)(ii)(B).)

- 5.6. Planned Changes.** The Discharger shall give notice to the Regional Water Board as soon as possible of any planned physical alterations or additions to the permitted facility. Notice is required under this provision only when (40 C.F.R. § 122.41(l)(1)):

- 5.6.1. The alteration or addition to a permitted facility may meet one of the criteria for determining whether a facility is a new source in 40 C.F.R. section 122.29(b) (40 C.F.R. § 122.41(l)(1)(i)); or
- 5.6.2. The alteration or addition could significantly change the nature or increase the quantity of pollutants discharged. This notification applies to pollutants that are not subject to effluent limitations in this Order unless the discharge is an existing manufacturing, commercial, mining, or silvicultural discharge as referenced in 40 C.F.R. section 122.42(a). (40 C.F.R. § 122.41(l)(1)(ii).) If the discharge is an existing manufacturing, commercial, mining, or silvicultural discharge as referenced in 40 C.F.R. section 122.42(a), this notification applies to pollutants that are subject neither to effluent limitations in this Order nor to notification requirements under 40 C.F.R. section 122.42(a)(1) (see Additional Provisions – Notification Levels section 7.1.1). (40 C.F.R. § 122.41(l)(1)(ii).)
- 5.7. Anticipated Noncompliance.** The Discharger shall give advance notice to the Regional Water Board of any planned changes in the permitted facility or activity that may result in noncompliance with this Order’s requirements. (40 C.F.R. § 122.41(l)(2).)
- 5.8. Other Noncompliance.** The Discharger shall report all instances of noncompliance not reported under Standard Provisions – Reporting sections 5.3, 5.4, and 5.5 above at the time monitoring reports are submitted. The reports shall contain the information listed in Standard Provision – Reporting section 5.5 above. For noncompliance related to combined sewer overflows, sanitary sewer overflows, or bypass events, these reports shall contain the information described in Standard Provision – Reporting section 5.5 and the applicable required data in appendix A to 40 C.F.R. part 127. The Regional Water Board may also require the Discharger to electronically submit reports not related to combined sewer overflows, sanitary sewer overflows, or bypass events under this section. (40 C.F.R. § 122.41(l)(7).)
- 5.9. Other Information.** When the Discharger becomes aware that it failed to submit any relevant facts in a permit application, or submitted incorrect information in a permit application or in any report to the Regional Water Board, State Water Board, or U.S. EPA, the Discharger shall promptly submit such facts or information. (40 C.F.R. § 122.41(l)(8).)
- 5.10. Initial Recipient for Electronic Reporting Data.** The owner, operator, or duly authorized representative is required to electronically submit NPDES information specified in appendix A to 40 C.F.R. part 127 to the initial recipient defined in 40 C.F.R. section 127.2(b). U.S. EPA will identify and publish the list of initial recipients on its website and in the Federal Register, by state and by NPDES data group [see 40 C.F.R. section 127.2(c)]. U.S. EPA will update and maintain this list. (40 C.F.R. § 122.41(l)(9).)

## 6. STANDARD PROVISIONS – ENFORCEMENT

6.1. The Regional Water Board is authorized to enforce the terms of this permit under several provisions of the Water Code, including, but not limited to, Water Code sections 13268, 13385, 13386, and 13387.

## 7. ADDITIONAL PROVISIONS – NOTIFICATION LEVELS

7.1. **Non-Municipal Facilities.** Existing manufacturing, commercial, mining, and silvicultural Dischargers shall notify the Regional Water Board as soon as they know or have reason to believe (40 C.F.R. § 122.42(a)):

7.1.1. That any activity has occurred or will occur that would result in the discharge, on a routine or frequent basis, of any toxic pollutant that is not limited in this Order, if that discharge will exceed the highest of the following “notification levels” (40 C.F.R. § 122.42(a)(1)):

7.1.1.1. 100 micrograms per liter ( $\mu\text{g/L}$ ) (40 C.F.R. § 122.42(a)(1)(i));

7.1.1.2. 200  $\mu\text{g/L}$  for acrolein and acrylonitrile; 500  $\mu\text{g/L}$  for 2,4 dinitrophenol and 2-methyl 4,6 dinitrophenol; and 1 milligram per liter ( $\text{mg/L}$ ) for antimony (40 C.F.R. § 122.42(a)(1)(ii));

7.1.1.3. Five (5) times the maximum concentration reported for that pollutant in the Report of Waste Discharge (40 C.F.R. § 122.42(a)(1)(iii)); or

7.1.1.4. The level established by the Regional Water Board in accordance with 40 C.F.R. section 122.44(f). (40 C.F.R. § 122.42(a)(1)(iv).)

7.1.2. That any activity has occurred or will occur that would result in the discharge, on a non-routine or infrequent basis, of any toxic pollutant that is not limited in this Order, if that discharge will exceed the highest of the following “notification levels” (40 C.F.R. § 122.42(a)(2)):

7.1.2.1. 500 micrograms per liter ( $\mu\text{g/L}$ ) (40 C.F.R. § 122.42(a)(2)(i));

7.1.2.2. 1 milligram per liter ( $\text{mg/L}$ ) for antimony (40 C.F.R. § 122.42(a)(2)(ii));

7.1.2.3. Ten (10) times the maximum concentration reported for that pollutant in the Report of Waste Discharge (40 C.F.R. § 122.42(a)(2)(iii)); or

7.1.2.4. The level established by the Regional Water Board in accordance with 40 C.F.R. section 122.44(f). (40 C.F.R. § 122.42(a)(2)(iv).)

## 7.2 Publicly Owned Treatment Works (POTWs)

7.2.1. All POTWs shall provide adequate notice to the Regional Water Board of any new introduction of pollutants into the POTW from an indirect discharger that

would be subject to CWA sections 301 or 306 if it were directly discharging those pollutants (40 C.F.R. § 122.42(b)(1)).

- 7.2.2. All POTWs shall provide adequate notice to the Regional Water Board of any substantial change in the volume or character of pollutants being introduced into that POTW by a source introducing pollutants into the POTW at the time of adoption of this Order. (40 C.F.R. § 122.42(b)(2).)
- 7.2.3. Adequate notice shall include information on the quality and quantity of effluent introduced into the POTW as well as any anticipated impact of the change on the quantity or quality of effluent to be discharged from the POTW. (40 C.F.R. § 122.42(b)(3).)

## ATTACHMENT E - MONITORING AND REPORTING PROGRAM

### CONTENTS

1. GENERAL MONITORING PROVISIONS .....	E-2
2. MONITORING LOCATIONS .....	E-3
3. INFLUENT MONITORING.....	E-3
4. EFFLUENT MONITORING.....	E-4
5. TOXICITY MONITORING .....	E-7
6. RECEIVING WATER MONITORING.....	E-12
7. PRETREATMENT AND BIOSOLIDS MONITORING REQUIREMENTS.....	E-12
8. RECYCLED WATER POLICY ANNUAL REPORTS.....	E-13
9. REPORTING REQUIREMENTS .....	E-14
APPENDIX E-1: CHRONIC TOXICITY DEFINITION OF TERMS AND SPECIES SENSITIVITY SCREENING REQUIREMENTS .....	E-18
APPENDIX E-2: SUMMARY OF TOXICITY TEST SPECIES REQUIREMENTS .....	E-20
APPENDIX E-3: TOXICITY REDUCTION EVALUATION PROCESS FLOWCHART ROUTINE MONITORING.....	E-22
APPENDIX E-4: TOXICITY REDUCTION EVALUATION PROCESS FLOWCHART SURVEILLANCE MONITORING.....	E-23

### TABLES

TABLE E-1. MONITORING LOCATIONS.....	E-3
TABLE E-2. INFLUENT MONITORING .....	E-4
TABLE E-3. EFFLUENT MONITORING AT MONITORING LOCATION EFF-001 AND SUR-001.....	E-4
TABLE E-4. EFFLUENT MONITORING AT MONITORING LOCATION EFF-001B.....	E-5
TABLE E-5. EFFLUENT MONITORING AT MONITORING LOCATIONS EFF-002 AND EFF-003 .....	E-6
TABLE E-6. EFFLUENT MONITORING AT MONITORING LOCATION EFF-002B .....	E-7
TABLE E-7. TOXICITY REDUCTION EVALUATION (TRE) TRIGGERS.....	E-11
TABLE E-8. PRETREATMENT AND BIOSOLIDS MONITORING.....	E-13
TABLE E-9. CIWQS REPORTING .....	E-14
TABLE E-10. MONITORING PERIODS.....	E-15
TABLE AE-1. WEST COAST MARINE CHRONIC TOXICITY TEST SPECIES AND METHODS.....	E-20
TABLE AE-2. FRESHWATER CHRONIC TOXICITY TEST SPECIES AND METHOD.....	E-20
TABLE AE-3. TOXICITY TEST REQUIREMENTS FOR SPECIES SENSITIVITY SCREENING.....	E-20



## ATTACHMENT E – MONITORING AND REPORTING PROGRAM

Clean Water Act (CWA) section 308 and 40 C.F.R. sections 122.41(h), (j)-(l), 122.44(i), and 122.48 require that all NPDES permits specify monitoring and reporting requirements. Water Code section 13383 also authorizes the Regional Water Board to establish monitoring, inspection, entry, reporting, and recordkeeping requirements. This Monitoring and Reporting Program (MRP) establishes monitoring, reporting, and recordkeeping requirements that implement the federal and State laws and regulations.

### 1. GENERAL MONITORING PROVISIONS

- 1.1. The Dischargers shall comply with this MRP. The Executive Officer may amend this MRP pursuant to 40 C.F.R. section 122.63. If any discrepancies exist between this MRP and the “Regional Standard Provisions, and Monitoring and Reporting Requirements (Supplement to Attachment D) for NPDES Wastewater Discharge Permits” (Attachment G), this MRP shall prevail.
- 1.2. The Dischargers shall conduct all monitoring in accordance with Attachment D section 3, as supplemented by Attachment G. Equivalent test methods must be more sensitive than those specified in 40 C.F.R. section 136 and must be specified in this permit.
- 1.3. For the analysis of monitoring samples, the Dischargers shall use laboratories certified by the State Water Resources Control Board (State Water Board) in accordance with Water Code section 13176 and shall obtain quality assurance/quality control data with laboratory reports. For any onsite field tests (e.g., turbidity, pH, temperature, dissolved oxygen, conductivity, disinfectant residual) analyzed by a noncertified laboratory, the Dischargers shall implement a Quality Assurance-Quality Control Program. Each Discharger shall keep a manual onsite containing the steps followed in this program and shall demonstrate sufficient capability to adequately perform these field tests (e.g., qualified and trained employees, properly calibrated and maintained field instruments). The program shall conform to U.S. EPA guidelines or other approved procedures.
- 1.4. The Dischargers shall ensure that the results of the Discharge Monitoring Report-Quality Assurance (DMR-QA) Study or most recent Water Pollution Performance Evaluation Study are submitted annually to the State Water Board at the following address:

State Water Resources Control Board;  
Quality Assurance Program Officer;  
Office of Information Management and Analysis;  
1001 I Street  
Sacramento, CA 95814

## 2. MONITORING LOCATIONS

The Dischargers shall establish the following monitoring locations to demonstrate compliance with the effluent limitations, discharge specifications, and other requirements of this Order:

**Table E-1. Monitoring Locations**

Monitoring Location Type	Monitoring Location	Monitoring Location Description
Influent (Richmond Plant)	INF-002	A point at the Richmond Plant headworks at which all waste tributary to the treatment system is present and preceding any phase of treatment.
Influent (West County Plant)	INF-003	A point at the West County Plant headworks at which all waste tributary to the treatment system is present and preceding any phase of treatment.
Combined Effluent	EFF-001	A point at the common outfall between the point of discharge and the point at which all waste tributary to the outfall is present following dechlorination.
Combined Effluent	EFF-001B	During wet weather bypasses of biological treatment, a point at the common outfall between the point of discharge and the point at which all waste tributary to the outfall is present following dechlorination (may be the same as Monitoring Location EFF-001).
Effluent (Richmond Plant)	EFF-002	A point at the Richmond Plant outfall following chlorination, but prior to commingling with West County Plant effluent.
Blended Effluent (Richmond Plant)	EFF-002B	During wet weather bypasses of biological treatment, a point at the Richmond Plant at which all blended (fully-treated and primary-treated) waste tributary to the Richmond Plant outfall, but prior to commingling with West County Plant effluent and dechlorination (may be the same as Monitoring Location EFF-002).
Effluent (West County Plant)	EFF-003	A point at the West County Plant outfall following chlorination, but prior to commingling with Richmond Plant effluent.
Biosolids (Richmond Plant)	BIO-002	Biosolids monitoring at the Richmond Plant.
Biosolids (West County Plant)	BIO-003	Biosolids monitoring at the West County Plant.
Toxicity Surveillance	SUR-001	A point at the common outfall between the point of discharge and the point at which all waste tributary to the outfall is present following dechlorination (may be the same as Monitoring Location EFF-001).

## 3. INFLUENT MONITORING

The Dischargers shall monitor their individual treatment plants' influent at Monitoring Locations INF-002 and INF-003 as follows:

**Table E-2. Influent Monitoring**

Parameter	Unit	Sample Type	Minimum Sampling Frequency
Flow <sup>[1]</sup>	MGD	Continuous	Continuous/D
Biochemical Oxygen Demand (5-day @ 20°C) (BOD) <sup>[2]</sup>	mg/L	C-24	3/Week
Total Suspended Solids (TSS) <sup>[2]</sup>	mg/L	C-24	3/Week
Cyanide, Total <sup>[3]</sup>	µg/L	Grab	2/Year

**Footnotes:**

<sup>[1]</sup> Flow shall be monitored continuously and the following information shall be reported in monthly self-monitoring reports:

- Daily average flow rate (MGD)
- Total monthly flow volume (MG)

<sup>[2]</sup> BOD and TSS samples shall be collected concurrently with effluent samples.

<sup>[3]</sup> The Dischargers may, at their option, analyze for cyanide as weak acid dissociable cyanide using protocols specified in Standard Method Part 4500-CN-I, U.S. EPA Method OI 1677, or an equivalent method in the latest Standard Method edition.

**4. EFFLUENT MONITORING**

**4.1.** Except when blending, the Dischargers shall monitor treatment plant effluent at Monitoring Locations EFF-001 and SUR-001 as follows:

**Table E-3. Effluent Monitoring at Monitoring Location EFF-001 and SUR-001**

Parameter	Unit	Sample Type	Minimum Sampling Frequency	Monitoring Location
Flow <sup>[1]</sup>	MG/MGD	Continuous	Continuous/D	EFF-001
Total Residual Chlorine	mg/L	Continuous	Continuous/D <sup>[2]</sup>	EFF-001
Ammonia, Total	mg/L as N	Grab or C-24	1/Month	EFF-001
Copper, Total Recoverable	µg/L	C-24	1/Month	EFF-001
Cyanide, Total <sup>[3]</sup>	µg/L	Grab	1/Month	EFF-001
Zinc, Total Recoverable	µg/L	C-24	1/Month	EFF-001
Chromium (VI), Total Recoverable	µg/L	Grab	1/Month	EFF-001
Chronic Toxicity – Routine <sup>[4]</sup>	“pass” or “fail” and % effect <sup>[5]</sup>	C-24	1/Month <sup>[6]</sup>	EFF-001
Chronic Toxicity – Surveillance <sup>[7]</sup>	“pass” or “fail” and % effect <sup>[5]</sup>	C-24	2/Year	SUR-001
Dioxin-TEQ	µg/L	Grab	Once	EFF-001
Selenium	µg/L	C-24	1/Year	EFF-001
Priority Pollutants <sup>[8]</sup>	µg/L	Grab <sup>[9]</sup>	Once	EFF-001

**Footnotes:**

<sup>[1]</sup> The following flow information shall be reported in monthly self-monitoring reports:

- Daily average flow rate (MGD)
- Total monthly flow volume (MG)

<sup>[2]</sup> Total residual chlorine concentrations shall be monitored continuously and recorded at a frequency of not less than every 5 minutes. The minimum level for total residual chlorine analysis shall be no greater than 0.05 mg/L.

To document compliance with the minimum level, the Dischargers shall calibrate continuous total residual chlorine analyzers against grab samples as frequently as necessary to maintain accurate control and reliable operation.

If a continuous chlorine residual monitor malfunctions or is offline for essential maintenance lasting more than an hour, the Dischargers shall substitute grab samples at a frequency of no less than one sample every hour until the continuous chlorine residual monitor is back online. The Dischargers shall report any substitution of grab sampling for continuous sampling in their monthly self-monitoring report.

To evaluate compliance with the one-hour average effluent limit, the Dischargers shall consider all readings recorded within each hour. The monitoring period shall begin every hour on the hour. All readings below the minimum level shall be treated as zeros for compliance evaluation. The Dischargers shall calculate arithmetic means for each hour using all the readings for that hour. The Dischargers shall report through data upload to CIWQS the maximum one-hour arithmetic mean for each calendar day and any other arithmetic mean values that exceed the effluent limit. The Dischargers shall retain documentation of chlorine results for at least three years.

The Dischargers may elect to use a continuous on-line monitoring system for measuring or determining that a residual dechlorinating agent (e.g., sodium bisulfite) is present. Such a monitoring system may be used to prove that anomalous residual chlorine exceedances measured by online chlorine analyzers are false positives and are not valid total residual chlorine detections because it is chemically improbable to have chlorine present in the presence of a dechlorinating agent. If the data from continuous total residual chlorine analyzers provide convincing evidence that chlorine residual exceedances are false positives, the exceedances shall not be violations of this Order's total residual chlorine effluent limit.

- <sup>[3]</sup> The Discharger may, at its option, analyze for cyanide as weak acid dissociable cyanide using protocols specified in Standard Method Part 4500-CN-I, U.S. EPA Method OI 1677, or an equivalent method in the latest Standard Method edition.
- <sup>[4]</sup> Refer to MRP section 5.1.
- <sup>[5]</sup> Chronic toxicity monitoring results shall be reported as "pass" or "fail" and percent effect, as defined in Toxicity Provisions sections III.B.3 and III.B.4.
- <sup>[6]</sup> Chronic toxicity tests shall be performed in accordance with MRP Section 5. The monitoring frequency shall be reduced to quarterly if no chronic toxicity test over the previous two years results in a "fail" at the instream waste concentration or if no chronic toxicity test during the species sensitivity screening (required by MRP Appendix E-1, section 2.1.1) results in a "fail" at the instream waste concentration.
- <sup>[7]</sup> Refer to MRP section 5.4.
- <sup>[8]</sup> The Discharger shall monitor for the pollutants listed in Attachment G, Table B.
- <sup>[9]</sup> The Discharger shall collect C-24 samples for metals.

**4.2. When blending, the Dischargers shall monitor treatment plant effluent at Monitoring Location EFF-001B as follows:**

**Table E-4. Effluent Monitoring at Monitoring Location EFF-001B**

Parameter	Unit	Sample Type	Minimum Sampling Frequency
Flow <sup>[1]</sup>	MGD	Continuous	Continuous/D
Total Residual Chlorine	mg/L	Grab or Continuous	Continuous/D <sup>[2]</sup>
Ammonia, Total	mg/L as N	Grab or C-24	1/Year <sup>[3]</sup>
Copper, Total Recoverable	µg/L	C-24	1/Year <sup>[3]</sup>
Cyanide, Total <sup>[4]</sup>	µg/L	Grab	1/Year <sup>[3]</sup>
Zinc, Total Recoverable	µg/L	C-24	1/Year <sup>[3]</sup>
Chromium (VI), Total Recoverable	µg/L	Grab	1/Year <sup>[3]</sup>

Footnotes:

- <sup>[1]</sup> The following flow information shall be reported in monthly self-monitoring reports:
  - Daily average flow rate (MGD)
  - Maximum daily flow (MGD)
- <sup>[2]</sup> Total residual chlorine concentrations shall be monitored continuously and recorded at a frequency of not less than every 5 minutes. The minimum level for total residual chlorine analysis shall be no greater than 0.05 mg/L.

To document compliance with the minimum level, the Discharger shall calibrate continuous total residual chlorine analyzers against grab samples as frequently as necessary to maintain accurate control and reliable operation.

If a continuous chlorine residual monitor malfunctions or is offline for essential maintenance lasting more than an hour, the Discharger shall substitute grab samples at a frequency of no less than one sample every hour until the continuous chlorine residual monitor is back online. The Discharger shall report any substitution of grab sampling for continuous sampling in its monthly self-monitoring report.

To evaluate compliance with the one-hour average effluent limit, the Discharger shall consider all readings recorded within each hour. The monitoring period shall begin every hour on the hour. All readings below the minimum level shall be treated as zeros for compliance evaluation. The Discharger shall calculate arithmetic means for each hour using all the readings for that hour. The Discharger shall report through data upload to CIWQS the maximum one-hour arithmetic mean for each calendar day and any other arithmetic mean values that exceed the effluent limit. The Discharger shall retain documentation of chlorine results for at least three years.

The Discharger may elect to use a continuous on-line monitoring system for measuring or determining that a residual dechlorinating agent (e.g., sodium bisulfite) is present. Such a monitoring system may be used to prove that anomalous residual chlorine exceedances measured by online chlorine analyzers are false positives and are not valid total residual chlorine detections because it is chemically improbable to have chlorine present in the presence of a dechlorinating agent. If the data from continuous total residual chlorine analyzers provide convincing evidence that chlorine residual exceedances are false positives, the exceedances shall not be violations of this Order's total residual chlorine effluent limit.

<sup>[3]</sup> If a TSS sample collected on the same day at Monitoring Location EFF-002B exceeds 45 mg/L, the frequency shall be once per day.

<sup>[4]</sup> The Dischargers may, at their option, analyze for cyanide as weak acid dissociable cyanide using protocols specified in Standard Method Part 4500-CN-I, U.S. EPA Method OI 1677, or an equivalent method in the latest Standard Method edition.

**4.3. Except when blending, the Dischargers shall monitor their individual treatment plants' effluent at Monitoring Locations EFF-002 and EFF-003 as follows:**

**Table E-5. Effluent Monitoring at Monitoring Locations EFF-002 and EFF-003**

Parameter	Unit	Sample Type	Minimum Sampling Frequency
Flow <sup>[1]</sup>	MG/MGD	Continuous	Continuous/D
pH <sup>[2]</sup>	standard units	Grab	3/Week
Biochemical Oxygen Demand (5-day @ 20°C) (BOD) <sup>[3]</sup>	mg/L	C-24 <sup>[4]</sup>	3/Week
Total Suspended Solids (TSS) <sup>[3]</sup>	mg/L	C-24 <sup>[4]</sup>	3/Week
Enterococcus Bacteria	MPN/100 mL <sup>[5]</sup>	Grab <sup>[6]</sup>	3/Week

Footnotes:

<sup>[1]</sup> The following flow information shall be reported in monthly self-monitoring reports:

- Daily average flow rate (MGD)
- Total monthly flow volume (MG)

<sup>[2]</sup> If pH is monitored continuously, the minimum and maximum for each day shall be reported in monthly self-monitoring reports.

<sup>[3]</sup> BOD and TSS samples shall be collected concurrently with influent samples. Monthly BOD and TSS percent removal shall be reported for each month in accordance with section 4.2 of the Order. For a calendar month in which the City of Richmond discharges blended effluent, the BOD and TSS average weekly, average monthly and percent removal calculations shall include flow-weighted results of blended effluent samples collected at Monitoring Location EFF-002B.

<sup>[4]</sup> If the City of Richmond discharges blended effluent when collecting a 24-hour composite sample at Monitoring Location EFF-002, it shall collect that composite sample until it initiates sampling at Monitoring Location EFF-002B. The City of Richmond and Richmond Municipal Sewer District No. 1 shall record and report the duration of these composite samples.

<sup>[5]</sup> Results may be reported as either Most Probable Number (MPN)/100 mL if the laboratory method used provides results in MPN/100 mL or Colony Forming Units (CFU)/100 mL if the laboratory method used provides results in CFU/100 mL.

[6] U.S. EPA Method 1600 or an equivalent method is suggested to measure culturable enterococci.

**4.4.** When blending, the City of Richmond and Richmond Municipal Sewer District No. 1 shall monitor treatment plant effluent at Monitoring Location EFF-002B as follows:

**Table E-6. Effluent Monitoring at Monitoring Location EFF-002B**

Parameter	Unit	Sample Type	Minimum Sampling Frequency
Flow [1]	MGD	Continuous	Continuous/D
Volume of Partially-Treated Wastewater	MG	Calculated	1/Blending Event
Duration of Blending Event [2]	Hours	Calculated	1/Blending Event
pH [3]	standard units	Grab	1/Day
Biochemical Oxygen Demand (5-day @ 20°C) (BOD)	mg/L	C-24 [4]	1/Year [5]
Total Suspended Solids (TSS)	mg/L	C-24 [4]	1/Day
Enterococcus Bacteria	MPN/100 mL [6]	Grab [7]	1/Day

**Footnotes:**

[1] The following flow information shall be reported in monthly self-monitoring reports:

- Daily average flow rate (MGD)
- Maximum daily flow (MGD)

[2] For each blending event, report the date and time each event starts and ends.

[3] If pH is monitored continuously, the minimum and maximum for each day shall be reported in monthly self-monitoring reports.

[4] If the bypass lasts for less than 24 hours, the City of Richmond and Richmond Municipal Sewer District No. 1 shall collect a composite sample for the duration of the bypass. If the bypass lasts longer than 24 hours, the City of Richmond and Richmond Municipal Sewer District No. 1 shall collect a 24-hour composite sample for each full day of the bypass. If the last day of the bypass is less than 24 hours, the City of Richmond and Richmond Municipal Sewer District No. 1 shall collect a composite sample for the duration of the bypass on the last day of the bypass.

[5] If a TSS sample collected on the same day exceeds 45 mg/L, the frequency shall be once per day.

[6] Results may be reported as either Most Probable Number (MPN)/100 mL if the laboratory method used provides results in MPN/100 mL or Colony Forming Units (CFU)/100 mL if the laboratory method used provides results in CFU/100 mL.

[7] U.S. EPA Method 1600 or an equivalent method is suggested to measure culturable enterococci.

## 5. TOXICITY MONITORING

### 5.1. Compliance Monitoring

5.1.1. **Sampling.** The Dischargers shall collect 24-hour composite effluent samples at Monitoring Location EFF-001 for critical life stage toxicity testing as indicated below. Effluent samples may be collected before disinfection for toxicity tests. For toxicity tests requiring renewals, the Dischargers shall collect 24-hour composite samples on consecutive or alternating days.

5.1.2. **Test Species.** The test species shall be the mysid shrimp (*Americamysis bahia*) unless a more sensitive species is identified in accordance with MRP Appendix E-1. The Dischargers shall conduct chronic toxicity species sensitivity

screening as required in Appendix E-1. Upon completion of the chronic toxicity species sensitivity screening, the most sensitive species shall be the species exhibiting the highest percent effect.

If testing a particular species proves unworkable (e.g., the discharger encounters unresolvable test interference or cannot secure a reliable supply of test organisms), the Executive Officer may temporarily designate the next most sensitive species available of those listed in MRP Tables AE-1 and AE-2 as the most sensitive species. The Executive Officer will specify a temporary designation of the most sensitive species in writing.

- 5.1.3. **Frequency.** The Dischargers shall monitor chronic toxicity as specified below:
- 5.1.3.1. **Routine Monitoring.** The Dischargers shall conduct routine monitoring quarterly at the instream waste concentration (IWC) set forth in section 4.4 of the Order, and continue routine monitoring during any Toxicity Reduction Evaluation (TRE) consistent with MRP section 5.3.7.
- 5.1.3.2 **MMEL Compliance Tests and TRE Determination.** If any routine monitoring test result is “fail,” the Dischargers shall conduct at least one and at most two MMEL compliance tests. The results of these tests shall be used to determine if a TRE is necessary according to the process shown in Appendix E-3. The Dischargers shall initiate these tests within the same calendar month as the failed routine monitoring test. (For the purposes of MMEL compliance tests, the “calendar month” shall begin on the calendar day that the failed routine monitoring test was initiated. The “calendar month” shall end on the day before the corresponding day of the following month, or on the last day of the following month if it has no corresponding day [e.g., January 31 through February 28]).
- 5.1.3.2.1. If the first MMEL compliance test result is “pass,” then the Dischargers shall conduct a second MMEL compliance test. If the first MMEL compliance test result is “fail,” that result constitutes an MMEL violation and a second MMEL compliance test is not required. If any of the failed tests were also an MDEL violation, the Dischargers shall conduct a TRE (see MRP § 5.3).
- 5.1.3.2.2. If the second MMEL compliance test result is “pass,” then the Dischargers shall return to routine monitoring as described in MRP section 5.1.1.3.1.<sup>1</sup> If the second MMEL compliance Test result is “fail,” that result constitutes an MMEL violation. If any of the failed tests were also an MDEL violation, the Dischargers shall conduct a TRE (see MRP § 5.3).

---

<sup>1</sup> See Appendix E-3, Toxicity Reduction Evaluation Process Flowchart.

5.1.3.2.3. If the Dischargers cannot conduct an MMEL compliance test because not enough effluent is available to test, the Dischargers shall return to routine monitoring as soon as enough effluent is available.

5.1.4. **Methodology.** Sample collection, handling, and preservation shall be in accordance with U.S. EPA protocols. Bioassays shall be conducted in compliance with the most recently promulgated test methods, as shown in Appendix E-2. These are:

- *Short-Term Methods for Estimating the Chronic Toxicity of Effluents and Receiving Waters to West Coast Marine and Estuarine Organisms*, currently 1st edition (EPA/600/R-95/136),
- *Short-Term Methods for Estimating the Chronic Toxicity of Effluents and Receiving Waters to Marine and Estuarine Organisms*, currently 3rd edition (EPA-821-R-02-014), and
- *Short-Term Methods for Estimating the Chronic Toxicity of Effluents and Receiving Waters to Freshwater Organisms*, currently 4th edition (EPA-821-R-02-013).

If these protocols prove unworkable, the Executive Officer and the Environmental Laboratory Accreditation Program may grant exceptions in writing upon the Dischargers' request with justification.

Chronic toxicity shall be evaluated using the Test of Significant Toxicity (TST) as described in the State Water Board's *State Policy for Water Quality Control: Toxicity Provisions* (Toxicity Provisions), section III.B.3. The selected test concentrations shall include the IWC. The TST shall be conducted using the IWC sample and a control as described in Toxicity Provisions section III.B.3. Test sample pH may be controlled to the level of the effluent sample as received by the laboratory prior to being salted up. A result of "fail" indicates toxicity at the IWC.

If the Dischargers demonstrate that specific identifiable substances in the discharge are rapidly rendered harmless upon discharge to the receiving water, compliance with the chronic toxicity limit may be determined after test samples are adjusted to remove the influence of those substances. The adjustment shall not remove the influence of other substances. Written acknowledgement that the Executive Officer concurs with the Dischargers' demonstration must be obtained prior to any such adjustment.

**5.2. Reporting.** The Dischargers shall provide toxicity test results with self-monitoring reports and shall include the following, at a minimum, for each test:

5.2.1. Sample date

5.2.2. Test initiation date



### 5.2.3. Test species

5.2.4. End point values for the control and IWC sample (e.g., number of young, growth rate, percent survival). For routine monitoring and MMEL compliance tests, the Dischargers shall report the results as either “pass” or “fail,” and the percent effect at the IWC for each endpoint. For surveillance monitoring (see MRP § 5.4), the Dischargers shall report the results as either “pass” or “fail” and the percent effect at 10 percent effluent for each endpoint.

5.2.5. End point values for each replicate of the control and IWC sample (e.g., number of young, growth rate, percent survival).

5.2.6. Available water quality measurements for each test (e.g., pH, dissolved oxygen, temperature, conductivity, hardness, salinity, ammonia).

### 5.3. Toxicity Reduction Evaluation (TRE)

5.3.1. The Dischargers shall prepare a generic TRE work plan within 90 days of the effective date of this Order to be ready to respond to toxicity events. The Dischargers shall review and update the generic work plan as necessary so it remains current and applicable to the discharge and discharge facilities.

5.3.2. Within 30 days of the following circumstances, the Dischargers shall submit a TRE work plan that shall be the generic work plan revised as appropriate for the particular toxicity observed. The circumstances triggering a TRE are as follows:

5.3.2.1. The Dischargers have any combination of two or more MDEL or MMEL violations within a single calendar month or two successive calendar months;

5.3.2.2. The Dischargers violate the MDEL or MMEL during a calendar month, there is no effluent available to test in the following calendar month, and the Executive Officer requires a TRE; or

5.3.2.3. Surveillance monitoring (as described in MRP § 5.4, below) results are “fail” for two consecutive surveillance tests.

5.3.3. Within 30 days of submitting the TRE work plan, the Dischargers shall initiate a TRE in accordance with the TRE work plan. The TRE shall be specific to the discharge and be in accordance with current technical guidance and reference materials, including U.S. EPA guidance materials. The Dischargers shall conduct the TRE as a tiered evaluation as summarized below:

5.3.3.1. Tier 1 shall consist of basic data collection (routine monitoring, additional routine monitoring, and MMEL compliance tests);

5.3.3.2. Tier 2 shall consist of evaluating treatment processes, including operational practices and process chemicals;

- 5.3.3.3. Tier 3 shall consist of a toxicity identification evaluation (TIE) to identify the substance or combination of substances causing the observed toxicity. The Dischargers shall employ all reasonable efforts using currently available TIE methodologies;
- 5.3.3.4. Tier 4 shall consist of a toxicity source evaluation;
- 5.3.3.5. Tier 5 shall consist of a toxicity control evaluation that considers alternative strategies, including treatment process modifications, to reduce or eliminate the toxic substances from the discharge; and
- 5.3.3.6. Tier 6 shall consist of implementing all reasonable toxicity control measures, and follow-up monitoring and confirmation of implementation success.
- 5.3.4. The Dischargers may end the TRE at any stage if monitoring finds there is no longer consistent toxicity (i.e., two consecutive test results of “pass”).
- 5.3.5. The Executive Officer may authorize the Dischargers to end a TRE if the Dischargers document that it has exhausted all reasonable efforts to identify the cause of the toxicity.
- 5.3.6. Many recommended TRE elements parallel required or recommended efforts related to source control, pollution prevention, and stormwater control programs. TRE efforts should be coordinated with such efforts. To prevent duplication of efforts, evidence of complying with requirements or recommended efforts of such programs may be acceptable to demonstrate compliance with TRE requirements.
- 5.3.7. The routine monitoring frequency shall be a minimum of two tests per calendar year at the IWC when the Dischargers are conducting toxicity testing as part of a TRE during that calendar year. The Dischargers must return to the routine monitoring frequency specified in MRP section 5.1.3.1 at the conclusion of the TRE or one year after the initiation of the TRE, whichever occurs sooner. TRE triggers are set forth below.

**Table E-7. Toxicity Reduction Evaluation (TRE) Triggers**

Monitoring Type and Frequency	Triggers	TRE Required?
Routine and MMEL compliance monitoring, less than monthly frequency	1. Violation of MDEL or MMEL in a calendar month, AND 2. No discharge during the following calendar month	EO may require TRE
Routine and MMEL compliance monitoring	Any combination of two or more MDEL or MMEL violations in a single calendar month or successive calendar months	TRE is required
Surveillance monitoring	“Fail” result in two consecutive samples.	TRE is required

#### 5.4. Surveillance Monitoring

The Dischargers shall conduct surveillance monitoring and reporting as described below:

- 5.4.1. **Sampling.** The Dischargers shall collect 24-hour composite effluent samples for surveillance monitoring at Monitoring Location SUR-001 as otherwise described in MRP section 5.1.1.
- 5.4.2. **Test Species.** The test species shall be the most sensitive species determined as required by MRP section 5.1.2.
- 5.4.3. **Surveillance Monitoring Frequency.** Surveillance monitoring shall be conducted twice per year. Surveillance monitoring tests may be conducted concurrently with routine monitoring. If a surveillance monitoring result is “fail,” the Dischargers shall conduct an additional surveillance monitoring test no later than the next calendar month in which there is sufficient effluent flow. If the result of the second test is “fail,” the Dischargers shall conduct a TRE.  
  
Surveillance monitoring is not required during a TRE. The Dischargers must return to surveillance monitoring at the conclusion of the TRE.
- 5.4.4. **Methodology.** Sample collection, handling, and preservation shall be as required by MRP section 5.1.4 Chronic toxicity shall be evaluated using the TST, also as required by MRP section 5.1.4 The selected test concentrations shall include 10 percent effluent and a control. The TST shall be conducted using the 10 percent effluent sample and the control.
- 5.4.5. **Reporting.** The Dischargers shall provide toxicity test results as required by MRP section 5.2.

#### 6. RECEIVING WATER MONITORING

The Dischargers shall continue to participate in the Regional Monitoring Program, which collects data on pollutants and toxicity in San Francisco Bay water, sediment, and biota. The Dischargers shall also provide supplemental funding to the RMP to support additional studies for constituents of emerging concern. The Dischargers shall, either individually or in collaboration with other dischargers, submit or cause to submit a report each year that indicates the status of their RMP payment. The report shall be due on the same day as the letters certifying the Dischargers’ annual payment in support of RMP receiving water monitoring (currently February 1 each year).

#### 7. PRETREATMENT AND BIOSOLIDS MONITORING REQUIREMENTS

The Dischargers shall comply with the pretreatment requirements for influent at Monitoring Locations INF-002 and INF-003, effluent at Monitoring Locations EFF-002 and EFF-003, and biosolids at Monitoring Locations BIO-002 and BIO-003. The

Dischargers shall report summaries of analytical results in annual pretreatment reports in accordance with Attachment H. If instructed to do so, the Dischargers shall report biosolids analytical results with their electronic self-monitoring reports by manual entry, by EDF/CDF, or as an attached file.

**Table E-8. Pretreatment and Biosolids Monitoring**

Constituents	Sampling Frequency			Sample Type	
	Influent INF-002 and INF-003 <sup>[1]</sup>	Effluent EFF-002 and EFF-003 <sup>[1]</sup>	Biosolids BIO-002 and BIO-003 <sup>[7]</sup>	Influent and Effluent	Biosolids <sup>[7]</sup>
VOC <sup>[2]</sup>	1/Year	Once	1/Year	Grab	Grab
BNA <sup>[3]</sup>	1/Year	Once	1/Year	Grab	Grab
Hexavalent Chromium <sup>[4]</sup>	1/Month	1/Month	2/Year	Grab	Grab
Metals and Other Elements <sup>[5]</sup>	1/Month	1/Month	2/Year	C-24 <sup>[8]</sup>	Grab
Mercury <sup>[6]</sup>	1/Quarter	1/Quarter	2/Year	Grab or C-24 <sup>[8]</sup>	Grab
Cyanide, Total <sup>[9]</sup>	1/Month	1/Month	2/Year	Grab	Grab

**Footnotes:**

- <sup>[1]</sup> The Dischargers may elect to use the influent and effluent monitoring conducted in accordance with Tables E-2, E-3, E-4, and Provision 6.3.2 to satisfy these pretreatment requirements.
- <sup>[2]</sup> VOC: volatile organic compounds
- <sup>[3]</sup> BNA: base/neutrals and acid extractable organic compounds
- <sup>[4]</sup> The Dischargers may choose to monitor and report total chromium instead of hexavalent chromium. Samples collected for total chromium measurements may be 24-hour composites.
- <sup>[5]</sup> Metals and other elements are arsenic, cadmium, copper, lead, nickel, selenium, silver, and zinc.
- <sup>[6]</sup> The Dischargers shall use ultra-clean sampling (U.S. EPA Method 1669) and ultra-clean analytical methods (U.S. EPA Method 1631) for mercury monitoring.
- <sup>[7]</sup> The biosolids sample shall be a composite of the biosolids. Biosolids collection and monitoring shall comply with the requirements specified in Attachment H, Appendix H-4.
- <sup>[8]</sup> If an automatic compositor is used, the Dischargers shall obtain 24-hour composite samples through flow-proportioned composite sampling. Alternatively, 24-hour composite samples may consist of discrete grab samples combined (volumetrically flow-weighted) prior to analysis or mathematically flow-weighted.
- <sup>[9]</sup> The Dischargers may, at their option, analyze for cyanide as weak acid dissociable cyanide using protocols specified in Standard Method Part 4500-CN-I, U.S. EPA Method OI 1677, or an equivalent method in the latest Standard Method edition.

**8. RECYCLED WATER POLICY ANNUAL REPORTS**

In accordance with Section 3 of the Water Quality Control Policy for Recycled Water (Recycled Water Policy), the Dischargers shall electronically submit an annual report of monthly data to the State Water Board by April 30 each year covering the previous calendar year using the State Water Board’s [GeoTracker website](https://geotracker.waterboards.ca.gov/) (<https://geotracker.waterboards.ca.gov/>). Information for setting up and using the GeoTracker system can be found in the ESI Guide for Responsible Parties document on the State Water Board’s website for [Electronic Submittal of Information](https://waterboards.ca.gov/ust/electronic_submittal/index.html) ([https://waterboards.ca.gov/ust/electronic\\_submittal/index.html](https://waterboards.ca.gov/ust/electronic_submittal/index.html)).

The annual report to GeoTracker shall include the volumetric reporting of the items listed in [section 3.2 of the Recycled Water Policy](#)

([https://www.waterboards.ca.gov/board\\_decisions/adopted\\_orders/resolutions/2018/121118\\_7\\_final\\_amendment\\_oal.pdf](https://www.waterboards.ca.gov/board_decisions/adopted_orders/resolutions/2018/121118_7_final_amendment_oal.pdf)).

## 9. REPORTING REQUIREMENTS

**9.1. General Monitoring and Reporting Requirements.** The Dischargers shall comply with all Standard Provisions (Attachments D and G) related to monitoring, reporting, and recordkeeping.

### 9.2. Self-Monitoring Reports (SMRs)

**9.2.1. SMR Format.** The Dischargers shall electronically submit SMRs using the State Water Board's [California Integrated Water Quality System \(CIWQS\) Program website](https://www.waterboards.ca.gov/water_issues/programs/ciwqs) ([waterboards.ca.gov/water\\_issues/programs/ciwqs](https://www.waterboards.ca.gov/water_issues/programs/ciwqs)). The CIWQS website will provide additional information for SMR submittal in the event of a planned service interruption for electronic submittal.

**9.2.2. SMR Due Dates and Contents.** The Dischargers shall submit SMRs by the due dates, and with the contents, specified below:

**9.2.2.1. Monthly SMRs** — Monthly SMRs shall be due the first day of the second month after the monitoring period, covering that calendar month. Each SMR shall contain the applicable items described in Provision 6.3.2 (Effluent Characterization Study and Report) of the Order, Attachment D section 5.2, and Attachment G section 5.3. Each SMR shall include all new monitoring results obtained since the last SMR was submitted. If the Dischargers monitor any pollutants more frequently than required by this Order, the Dischargers shall include the results of such monitoring in the calculations and reporting for the SMR.

**9.2.2.2. Annual SMR** — Annual SMRs shall be due February 1 each year, covering the previous calendar year. The annual SMR shall contain the applicable items described in Provisions 6.3.2 (Effluent Characterization Study and Report), and Provision 6.3.5.1, 6.3.5.2, 6.3.5.3, 6.3.5.7 (Anaerobically-Digestible Material) and 6.3.5.9 of the Order, and Attachment G section 5.3.1.6.

**9.2.3. Specifications for Submitting SMRs to CIWQS.** The Dischargers shall submit analytical results and other information using one of the following methods:

**Table E-9. CIWQS Reporting**

Parameter	Method of Reporting: EDF/CDF data upload	Record Keeping
All parameters identified in influent, effluent, and receiving water monitoring tables (except Dissolved Oxygen and Temperature)	Required for all results	-

Parameter	Method of Reporting: EDF/CDF data upload	Record Keeping
Dissolved Oxygen, Temperature	Required for monthly maximum and minimum results only <sup>[1]</sup>	The Dischargers may use this method for all results or keep records
Antimony, Arsenic, Beryllium, Cadmium, Chromium, Copper, Cyanide, Lead, Mercury, Nickel, Selenium, Silver, Thallium, Zinc, Dioxins & Furans (by U.S. EPA Method 1613), Other Pollutants (by U.S. EPA Methods 601, 602, 608, 610, 614, 624, and 625)	Required for all results <sup>[2]</sup>	-
Volume and Duration of Blended Discharge <sup>[3]</sup>	Required for all blended effluent discharges	-
Analytical Method	Not required (Dischargers may select “data unavailable”) <sup>[1]</sup>	-
Collection Time, Analysis Time	Not required	-

**Footnotes:**

- <sup>[1]</sup> The Dischargers shall continue to monitor at the minimum frequency specified in this MRP, keep records of the measurements, and make the records available upon request.
- <sup>[2]</sup> These parameters require EDF/CDF data upload or manual entry regardless of whether monitoring is required by this MRP or other provisions of this Order (except for biosolids, sludge, or ash provisions).
- <sup>[3]</sup> The requirement for volume and duration of blended discharge applies only if this Order authorizes the Dischargers to discharge blended effluent.

The Dischargers shall arrange all reported data in a tabular format and summarize data to clearly illustrate whether the treatment plants are operating in compliance with their effluent limitations. The Dischargers are not required to duplicate the submittal of data entered in a tabular format within CIWQS. When electronic submittal of data is required and CIWQS does not provide for entry into a tabular format, the Dischargers shall electronically submit the data in a tabular format as an attachment.

9.2.4. **Monitoring Periods.** Monitoring periods for all required monitoring shall be as set forth below unless otherwise specified:

**Table E-10. Monitoring Periods**

Sampling Frequency	Monitoring Period Begins On...	Monitoring Period
Continuous/D	Order effective date	All times
1/Hour	Order effective date	Every hour on the hour
1/Day	Order effective date	Any 24-hour period that reasonably represents a calendar day for sampling purposes (e.g., beginning at midnight and continuing through 11:59 p.m.)
1/Week 2/Week 3/Week 4/Week 5/Week	First Sunday following or on Order effective date	Sunday through Saturday

Sampling Frequency	Monitoring Period Begins On...	Monitoring Period
1/Month	First day of calendar month following or on Order effective date	First day of calendar month through last day of calendar month <sup>[2]</sup>
1/Quarter	Closest January 1, April 1, July 1, or October 1 before or after Order effective date <sup>[1]</sup>	January 1 through March 31 April 1 through June 30 July 1 through September 30 October 1 through December 31
2/Year	Closest January 1 or July 1 before or after Order effective date <sup>[1]</sup>	January 1 through June 30 July 1 through December 31
1/Year	Closest January 1 before or after Order effective date <sup>[1]</sup>	January 1 through December 31
1/Blending Event	Order effective date	Anytime during blending discharge event
Once	Order effective date	Once during the term of the Order within 12 months prior to applying for permit reissuance

Footnotes:

<sup>[1]</sup> Monitoring performed during the previous order term may be used to satisfy monitoring required by this Order.

<sup>[2]</sup> See Attachment A for the definition of a calendar month for chronic toxicity testing.

**9.2.5. RL and MDL Reporting.** The Dischargers shall report with each sample result the Reporting Level (RL) and Method Detection Limit (MDL) as determined by the procedure in 40 C.F.R. part 136. The Dischargers shall report the results of analytical determinations for the presence of chemical constituents in a sample using the following reporting protocols:

9.2.5.1. Sample results greater than or equal to the RL shall be reported as measured by the laboratory (i.e., the measured chemical concentration in the sample).

9.2.5.2. Sample results less than the RL, but greater than or equal to the laboratory's MDL, shall be reported as "Detected, but Not Quantified," or DNQ. The estimated chemical concentration of the sample shall also be reported.

For purposes of data collection, the Dischargers shall require the laboratory to write the estimated chemical concentration next to DNQ. The laboratory may, if such information is available, include numerical estimates of the data quality for the reported result. Numerical estimates of data quality may be percent accuracy ( $\pm$  a percentage of the reported value), numerical ranges (low to high), or any other means the laboratory considers appropriate.

9.2.5.3. Sample results less than the laboratory's MDL shall be reported as "Not Detected", or ND.

9.2.5.4. The Dischargers shall instruct laboratories to establish calibration standards so that the minimum level (ML) value (or its equivalent if there is differential treatment of samples relative to calibration standards) is the lowest

calibration standard. At no time are the Dischargers to use analytical data derived from extrapolation beyond the lowest point of the calibration curve.

**9.2.6. Compliance Determination.** Compliance with effluent limitations shall be determined using sample reporting protocols defined above, in the Fact Sheet, and in Attachments A, D, and G. For purposes of reporting and administrative enforcement by the Regional Water Board and State Water Board, the Dischargers shall be deemed out of compliance with effluent limitations if the concentration of the pollutant in the monitoring sample is greater than the effluent limitation and, if applicable, greater than or equal to the RL.

**9.3. Discharge Monitoring Reports (DMRs).** DMRs are U.S. EPA reporting requirements. The Dischargers shall electronically certify and submit DMRs together with SMRs using Electronic Self-Monitoring Reports module eSMR 2.5 or the latest upgraded version. Electronic DMR submittal shall be in addition to electronic SMR submittal. Information about electronic DMR submittal is available at the [DMR website](https://waterboards.ca.gov/water_issues/programs/discharge_monitoring) (waterboards.ca.gov/water\_issues/programs/discharge\_monitoring).



**APPENDIX E-1:  
CHRONIC TOXICITY  
DEFINITION OF TERMS AND  
SPECIES SENSITIVITY SCREENING REQUIREMENTS**

**1. Definition of Terms**

- 1.1. Continuous Discharger.** Discharger that discharges without interruption throughout its operating hours, except for infrequent shutdowns for maintenance, process changes, or other similar activities, and that discharges throughout the calendar year.
- 1.2. Non-Continuous Discharger.** Discharger that does not discharge in a continuous manner or does not discharge throughout the calendar year (e.g., intermittent and seasonal dischargers).

**2. Chronic Toxicity Species Sensitivity Screening**

- 2.1.** The Discharger shall perform species sensitivity screening as specified in Toxicity Provisions section III.C.2:
- 2.1.1. The Discharger shall conduct species sensitivity screening and submit a technical report that identifies the most sensitive test species within 18 months of the effective date of this Order if the Discharger has not previously conducted a species sensitivity screening as specified in Toxicity Provisions section III.C.2.
- 2.1.2. The Discharger shall conduct species sensitivity screening and submit a technical report that identifies the most sensitive test species with the application for permit reissuance. Alternatively, the Discharger may provide species sensitivity screening results from a previous sensitive species screening conducted within the 15 years before the expiration date of this Order if that sensitive species screening was conducted as specified in Toxicity Provisions section III.C.2.
- 2.1.3. The Discharger shall conduct species sensitivity screening and submit a technical report that identifies the most sensitive test species no later than 18 months after any significant change in the nature of the effluent discharged due to changes in sources or treatment, except those changes resulting from reductions in pollutant concentrations attributable to source control efforts.
- 2.2.** Species sensitivity screening shall, at a minimum, reflect the following elements:
- 2.2.1. Test species specified in Appendix E-2, attached, and protocols referenced in those tables. Test species shall be Tier I unless those species are unavailable. In such cases, the Executive Officer may approve a Tier II test species.
- 2.2.2. Continuous Dischargers: four sets of tests, one in each calendar quarter of a calendar year.

Non-continuous Dischargers: at least two sets of tests, one in each calendar quarter with at least 15 days of discharge, unless the Discharger discharges in only one quarter of a calendar year; in that case, both sets of testing shall occur during the same calendar quarter. Testing in a specific species sensitivity screening can be conducted using effluent that is not discharged into surface waters (e.g., effluent discharged onto land because of a summer prohibition on discharges into surface waters) as long as the effluent tested is representative of the effluent that will be discharged to surface waters.

- 2.2.3. Appropriate controls as required by the applicable U.S. EPA test method for the selected test species.
- 2.2.4. Tests conducted at a waste concentration of 10 percent or the IWC, whichever represents a higher concentration of effluent. Alternatively, the Executive Officer may specify a higher waste concentration if needed to increase the likelihood that potential effects might be observed.
- 2.3. The Discharger shall submit a species sensitivity screening proposal at least 30 days prior to initiating any species sensitivity screening. The proposal shall address each of the elements listed above.
- 2.4. Unless the Executive Officer temporarily designates another species, the most sensitive species shall be the species exhibiting the highest percent effect.

## APPENDIX E-2: SUMMARY OF TOXICITY TEST SPECIES REQUIREMENTS

**Table AE-1. West Coast Marine Chronic Toxicity Test Species and Methods**

Species	(Scientific Name)	Tier	Effect	Test Duration	Reference
Giant kelp	<i>(Macrocystis pyrifera)</i>	I	Percent germination; germ tube length	48 hours	1
Red Abalone	<i>(Haliotis rufescens)</i>	I	Larval development	48 hours	1
Oyster Mussel	<i>(Crassostrea gigas)</i> <i>(Mytilus sp.)</i>	I	Larval development	48 hours	1
Purple Urchin Sand dollar	<i>(Strongylocentrotus purpuratus)</i> <i>(Dendraster excentricus)</i>	I	Percent fertilization or larval development	1 hour or 72 hours	1
Shrimp	<i>(Americamysis bahia)</i>	II	Percent survival; growth	7 days	2
Topsmelt	<i>(Atherinops affinis)</i>	I	Percent survival; growth	7 days	1
Silverside	<i>(Menidia beryllina)</i>	II	Larval growth rate; percent survival	7 days	2

**Toxicity Test References:**

1. Short-term Methods for Estimating the Chronic Toxicity of Effluent and Receiving Waters to West Coast Marine and Estuarine Organisms. EPA/600/R-95/136. August 1995.
2. Short-term Methods for Estimating the Chronic Toxicity of Effluent and Receiving Waters to Marine and Estuarine Organisms. EPA/821/R-02/014. October 2002.

**Table AE-2. Freshwater Chronic Toxicity Test Species and Method**

Species	Scientific Name	Tier	Effect	Test Duration	Reference
Fathead minnow	<i>Pimephales promelas</i>	I	Survival; growth rate	7 days	1
Water flea	<i>Ceriodaphnia dubia</i>	I	Survival; number of young	7 days	1
Green Alga	<i>Selenastrum capricornutum</i>	I	Final cell density	4 days	1

**Toxicity Test Reference:**

1. Short-term Methods for Estimating the Chronic Toxicity of Effluents and Receiving Waters to Freshwater Organisms, fourth Edition Chronic manual (EPA-821-R-02-013, October 2002).

**Table AE-3. Toxicity Test Requirements for Species Sensitivity Screening**

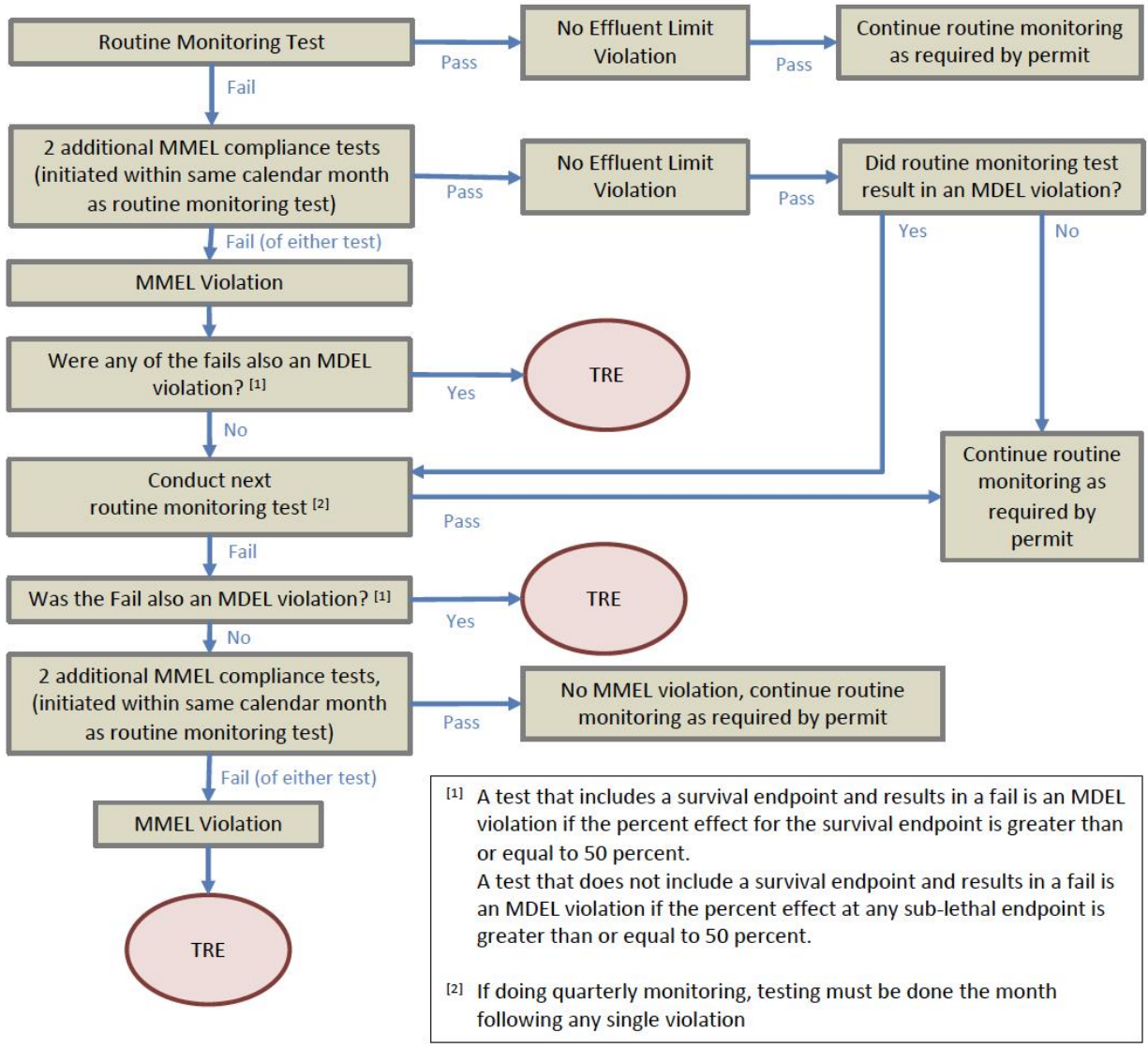
Requirements	Discharges to Marine or Estuarine Water (San Francisco Bay) <sup>[1]</sup>	Discharges to Freshwater <sup>[1]</sup>
Taxonomic diversity	1 plant 1 invertebrate 1 fish	1 plant 1 invertebrate 1 fish

Screening Requirement	A total of 3 Marine and/or Freshwater species from Table AE-1 and Table AE-2	3 Freshwater species from Table AE-2 <sup>[2]</sup>
-----------------------	------------------------------------------------------------------------------	-----------------------------------------------------

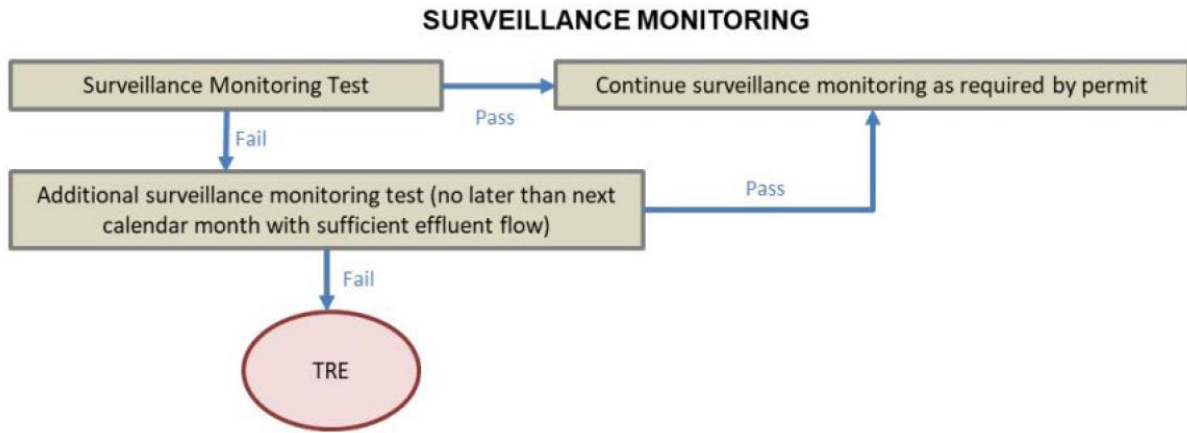
Footnotes:

- [1] (a) "Marine" refers to receiving water salinities greater than 1.0 parts per thousand (ppt) at least 95 percent of the time during a normal water year.
- (b) "Freshwater" refers to receiving water with salinities less than 1.0 ppt at least 95 percent of the time during a normal water year.
- (c) "Estuarine" refers to all other cases (i.e., when receiving water salinity is above 1.0 less than 95 percent of the time and below 1.0 less than 95% of the time).
- [2] The freshwater species may be substituted with a marine species if:
- (a) The salinity of the effluent is above 1 ppt greater than 95 percent of the time, or
- (b) The ionic strength (TDS or conductivity) of the effluent at the IWC is documented to be toxic to the test species.

### APPENDIX E-3: TOXICITY REDUCTION EVALUATION PROCESS FLOWCHART ROUTINE MONITORING



### APPENDIX E-4: TOXICITY REDUCTION EVALUATION PROCESS FLOWCHART SURVEILLANCE MONITORING



## ATTACHMENT F - FACT SHEET

### CONTENTS

1. PERMIT INFORMATION .....	F-2
2. FACILITY DESCRIPTION .....	F-4
3. APPLICABLE PLANS, POLICIES, AND REGULATIONS .....	F-12
4. RATIONALE FOR EFFLUENT LIMITATIONS AND DISCHARGE SPECIFICATIONS .....	F-15
5. RATIONALE FOR RECEIVING WATER LIMITATIONS .....	F-41
6. RATIONALE FOR PROVISIONS .....	F-41
7. RATIONALE FOR MONITORING AND REPORTING REQUIREMENTS .....	F-46
8. PUBLIC PARTICIPATION.....	F-49

### TABLES

TABLE F-1. FACILITY INFORMATION .....	F-2
TABLE F-2. PREVIOUS EFFLUENT LIMITATIONS AND MONITORING DATA.....	F-7
TABLE F-3. SANITARY SEWER SYSTEMS AND CATEGORY 1 SPILL RATES (SPILLS/100 MILES) .F-10	
TABLE F-4. HISTORICAL BLENDING SUMMARY .....	F-12
TABLE F-5. BENEFICIAL USES.....	F-13
TABLE F-6. SECONDARY TREATMENT STANDARDS .....	F-18
TABLE F-7. AMBIENT WATER QUALITY CRITERIA FOR CHLORINE .....	F-22
TABLE F-8. SITE-SPECIFIC TRANSLATORS .....	F-25
TABLE F-9. REASONABLE POTENTIAL ANALYSIS.....	F-27
TABLE F-10. WQBEL CALCULATIONS.....	F-34
TABLE F-11. MONITORING REQUIREMENTS SUMMARY .....	F-48

## ATTACHMENT F – FACT SHEET

This Fact Sheet includes the legal requirements and technical rationale that serve as the basis for the requirements of this Order. As described in section 2.2 of the Order, the Regional Water Board incorporates this Fact Sheet as findings supporting the issuance of the Order.

### 1. PERMIT INFORMATION

The following table summarizes administrative information related to the Facility.

**Table F-1. Facility Information**

WDID	2 071037001		
CIWQS Place IDs	215234	272082	252657
Dischargers	West County Agency	West County Wastewater District	City of Richmond and Richmond Municipal Sewer District No. 1
Facility Names	West County Agency Common Outfall	West County Wastewater District Treatment Plant and its Sanitary Sewer System	Richmond Municipal Sewer District Water Pollution Control Plant and its Sanitary Sewer System
Treatment Plant Addresses	2910 Hilltop Drive Richmond, CA 94806 Contra Costa County	2377 Garden Tract Road Richmond, CA 94801 Contra Costa County	601 Canal Boulevard Richmond, CA 94804 Contra Costa County
Treatment Plant Contacts, Titles, and Phones	Andrew Clough General Manager (510) 237-6603	Aaron Winer Director of Water Quality and Resource Recovery (510) 837-6223	Daniel Chavarria Public Works Director (510) 620-5478
Authorized Persons to Sign and Submit Reports	Andrew Clough General Manager (510) 237-6603	Aaron Winer Director of Water Quality and Resource Recovery (510) 837-6223	Daniel Chavarria Public Works Director (510) 620-5478
Mailing Addresses	2910 Hilltop Drive Richmond, CA 94806 Contra Costa County	2377 Garden Tract Road Richmond, CA 94801 Contra Costa County	601 Canal Boulevard Richmond, CA 94804 Contra Costa County
Billing Addresses	Same as mailing addresses		
Facility Type	Publicly-Owned Treatment Works (POTW)		
Major or Minor Facility	Major		
Water Quality Threat	1		
Complexity	A		
Pretreatment Program	Yes		
Recycling Requirements	Not Applicable		
Mercury and PCBs requirements	NPDES Permit CA0038849		



Nutrients requirements	NPDES Permit CA0038873		
Facility Permitted Flow	--	12.5 MGD	16 MGD
Facility Design Flow	28.5 MGD	12.5 MGD dry weather capacity 21 MGD wet weather capacity	16 MGD dry weather capacity 20 MGD wet weather capacity
Watershed	San Francisco Bay		
Receiving Water	Central San Francisco Bay		
Receiving Water Type	Estuarine		
Date of Last Inspection	Not Applicable	March 27, 2024	February 27, 2023

**1.1.** The West County Agency is a Joint Powers Authority (JPA) whose members are the West County Wastewater District, City of Richmond, and Richmond Municipal Sewer District No. 1. The JPA members plan to dissolve the JPA within this permit term, in which case West County Agency’s obligations under this Order will be transferred to the West County Wastewater District, City of Richmond, and Richmond Municipal Sewer District No. 1 in accordance with Standard Provision 2.3. The West County Wastewater District owns and operates the West County Wastewater Treatment Plant (West County Plant) and its associated sanitary sewer system. The City of Richmond and the Richmond Municipal Sewer District No. 1 own the Richmond Municipal Sewer District Water Pollution Control Plant (Richmond Plant) and its associated sanitary sewer system. The West County Plant and Richmond Plant provide secondary treatment of wastewater collected from their respective service areas and discharge through a common outfall to Central San Francisco Bay. This Order refers to the West County Agency, West County Wastewater District, City of Richmond, and Richmond Municipal Sewer District No. 1 together as the Dischargers.

For the purposes of this Order, references to the “discharger” or “permittee” in applicable federal and State laws, regulations, plans, and policies are held to be equivalent to references to the Dischargers herein.

**1.2.** The Dischargers are regulated pursuant to National Pollutant Discharge Elimination System (NPDES) Permit CA0038539. The Dischargers are authorized to discharge subject to the WDRs in this Order at the discharge location identified in Table 1 of this Order.

**1.3.** The Dischargers were previously subject to Order R2-2019-0003 (previous order) as amended by Orders R2-2021-0028 and R2-2023-0023.

- Order R2-2021-0028 amended Order R2-2016-0008 and the previous order to provide updated monitoring requirements and require supplemental funding for the Regional Monitoring Program (RMP).
- Order R2-2023-0023 amended the previous order to update effluent limits and monitoring requirements for total residual chlorine and remove effluent limits and monitoring requirements for oil and grease.

The provisions of these orders have been incorporated into this Order.

- 1.4. The Dischargers filed a Report of Waste Discharge and submitted an application for reissuance of its Waste Discharge Requirements (WDRs) and NPDES permit on May 1, 2023.
- 1.5. Regulations in 40 C.F.R. section 122.46 limit the duration of NPDES permits to a fixed term not to exceed five years. Accordingly, this Order limits the effective period for the discharge authorization. Pursuant to 40 C.F.R. section 122.6(d) and California Code of Regulations, title 23, section 2235.4, the terms and conditions of an expired permit are automatically continued pending reissuance of the permit if the Dischargers comply with all requirements for continuation of expired permits.
- 1.6. The Dischargers are also regulated under NPDES Permits CA0038849 and CA0038873, which establish requirements on mercury, polychlorinated biphenyls (PCBs), and nutrients from wastewater discharges to San Francisco Bay. This Order does not affect those permits.
- 1.7. When applicable, State law requires dischargers to file a petition with the State Water Resources Control Board (State Water Board), Division of Water Rights, and receive approval for any change in the point of discharge, place of use, or purpose of use of treated wastewater that decreases the flow in any portion of a watercourse. The State Water Board retains separate jurisdictional authority to enforce such requirements under Water Code section 1211. This is not an NPDES permit requirement.

## 2. FACILITY DESCRIPTION

### 2.1. Wastewater and Biosolids Treatment

- 2.1.1. **Service Area.** This Order regulates two separate wastewater treatment plants that combine their treated wastewater prior to discharge through a common outfall. Attachment B shows the area around the plants and the common outfall.

The West County Plant serves about 102,000 people in San Pablo, portions of Pinole and Richmond, and some unincorporated areas in Contra Costa County. It has an average dry weather design capacity of 12.5 MGD and a wet weather hydraulic capacity of 21 MGD. The average dry weather influent flow during the previous permit term was about 7.2 MGD.

The Richmond Plant serves about 72,000 people, with a service area covering the majority of the City of Richmond. It has an average dry weather design capacity of 16 MGD and a wet weather hydraulic capacity of 20 MGD. Veolia North America operates the Richmond Plant. The average dry weather influent flow during the previous permit term was about 4.9 MGD.

- 2.1.2. **Wastewater Treatment.** Attachment C shows the flow diagrams for the West County Plant and the Richmond Plant.

**2.1.2.1. West County Wastewater District Water Pollution Control Plant.** The wastewater treatment process at the West County Plant includes equalization basins, bar screens, grit removal, primary clarifiers, aeration basins with anaerobic chambers (for nutrient removal using a Modified Ludzack-Ettinger [MLE] biological nutrient removal [BNR] process), secondary clarifiers, and chlorine contact chambers. In 2023, the West County Wastewater District converted a sludge lagoon into a 23.4 MG equalization basin, increasing the total equalization basin capacity to 76.4 MG.

The West County Wastewater District routes a portion of its treated wastewater to the Richmond Advanced Recycled Expansion (RARE) facility and the North Richmond Water Reclamation Plant for recycling at the Chevron refinery. It pumps the remainder of its treated wastewater to the Richmond Plant to be combined with the Richmond Plant effluent, dechlorinated, and discharged to Central San Francisco Bay via the West County Agency deep water outfall.

**2.1.2.2. Richmond Municipal Sewer District Water Pollution Control Plant.** The wastewater treatment process at the Richmond Plant consists of a bar screen, fine bar screens, grit removal, primary clarifiers, aeration basins, secondary clarifiers, and chlorine contact basins. The Richmond Municipal Sewer District completed most of the Richmond Plant Critical Improvement Project in January 2024, which included installing a new fine bar screens and grit removal, upgrading the mechanical surface aerators to more efficient diffused aerators in its aeration basins, and replacing the secondary clarifier mechanisms. The dechlorination system for both plants is located at the Richmond Plant and is jointly owned by the Dischargers. The Dischargers upgraded the dechlorination system in 2023.

During wet weather, primary-treated wastewater flows above 20.0 MGD are bypassed around biological treatment when necessary and stored in equalization basins. Once the equalization basins are filled, if flows continue to exceed 20.0 MGD, they are bypassed around biological treatment and blended with biologically-treated wastewater prior to disinfection.

**2.1.3. Sanitary Sewer Systems.** The West County Wastewater District and City of Richmond independently own and operate their treatment plants and the sanitary sewer systems within their separate service areas. The West County Wastewater District has about 252 miles of gravity sewers and 6 miles of force mains with 17 pump stations. The City of Richmond has about 187 miles of gravity sewers and 15 miles of force mains with 14 pump stations. Both sanitary sewer systems are separately covered by the Statewide General Waste Discharge Requirements for Sanitary Sewer Systems (State Water Board Order WQ 2022-0103-DWQ).

**2.1.4. Sludge and Biosolids Management.** At the Richmond Plant, secondary activated sludge is sent to the dissolved air flotation thickener, combined with primary sludge, anaerobically digested, and pumped via a shared sludge and leachate line to the West County Plant for drying and disposal at a landfill. During this Order term, the Richmond Municipal Sewer District plans to replace the dissolved air flotation thickener with a rotary drum thickener as a part of its Richmond Plant Critical Improvement Project.

At the West County Plant, primary clarifier sludge is combined with secondary clarifier sludge that has been thickened using dissolved air flotation, and then dewatered via a belt press. The West County Plant's biosolids are land-applied at a landfill or sent to a composting facility for further treatment. The West County Wastewater District plans to complete construction of a thermal dryer for biosolids from both plants by the end of 2024. This will decrease greenhouse gas emissions, provide Class A biosolids, and no longer require the use of sludge drying beds. The West County Wastewater District demolished its anaerobic digesters during the previous order term and began updating its sludge lagoons for other functions.

**2.1.5. Stormwater Management.** All stormwater in contact with equipment or wastewater at the treatment plants is directed to the respective plant's headworks. Therefore, no additional stormwater requirements are necessary.

**2.1.6. Recycled Water.** The West County Wastewater District recycles about 4 to 6.5 MGD (approximately 2 billion gallons annually) of treated wastewater from the West County Plant by sending it to the East Bay Municipal Utility District for treatment and use at the Chevron Refinery.

**2.1.7. Planned Upgrades.** The Dischargers plan to complete the following projects during this order term. These changes are mentioned here for informational purposes only and are not requirements of this Order, except to the extent that they pertain to ensuring Facility reliability. Their inclusion here does not imply Regional Water Board authorization. The Dischargers may need to obtain necessary permits or permit modifications to implement these changes.

**2.1.7.1. West County Wastewater District.** Under the Clean and Green Project, the West County Wastewater District plans to complete the following by the end of 2024:

- Install additional solar panels
- Install electrical cogeneration
- Install new centrifuges
- Install new chemical carbon redirection to divert organic load from secondary system to digesters (enhance gas production)
- Install new biosolids belt drier to allow repurposing of the sludge lagoons property and to provide Class A biosolids
- Replace dissolved air flotation thickener with rotary drum thickeners

- Install new primary sludge pumps and grinders to reduce impacts from rags
- Install new grit removal system
- Install new anaerobic digesters and rehabilitate the digested sludge storage system
- Install new flare system

Other projects planned for this order term include the following:

- New battery energy storage system to provide microgrid capabilities and two hours of emergency power for the West County Plant by late 2025
- Horizontal Levee Project, currently in design
- Secondary clarifier upgrades by 2027
- Rehabilitation of the return activated sludge system by 2027

**2.1.7.2. City of Richmond and Richmond Municipal Sewer District No. 1.** The City of Richmond and Richmond Municipal Sewer District No. 1 plan to replace the sludge thickening unit by March 2025.

**2.2. Discharge Points and Receiving Waters.** Treated wastewater from the Richmond and West County plants is combined, dechlorinated at the Richmond Plant, and discharged to Central San Francisco Bay through a submerged, multi-port diffuser (Discharge Point 001) located approximately 8,200 feet offshore at a depth of about 24 to 32 feet below mean sea level. The diffuser consists of a 6-foot diameter, 1,112-foot long reinforced concrete pipe embedded into the channel bottom and aligned in an east-west orientation. The diffuser has 140 ports spaced 8-feet apart discharging horizontally in alternating directions. The first port is 8,166 feet from shore.

**2.3. Previous Requirements and Monitoring Data.** The table below presents the previous order’s effluent limitations and representative monitoring data from April 1, 2019, through December 31, 2023.

**Table F-2. Previous Effluent Limitations and Monitoring Data**

Parameter	Units	Average Monthly Limit	Average Weekly Limit	Maximum Daily Limit	Other Limit	Average	Highest Daily Value
<b>Richmond Plant (Monitoring Locations EFF-002 and EFF-002B)</b>							
Biochemical Oxygen Demand, 5-day @ 20°C (CBOD)	mg/L	30	45	-	-	31	230
Total Suspended Solids (TSS)	mg/L	30	45	-	-	31	290
BOD percent removal	%	85 (minimum)	-	-	-	91	51 <sup>[1]</sup>
TSS percent removal	%	85 (minimum)	-	-	-	90	58 <sup>[1]</sup>
Oil and Grease	mg/L	10	-	20	-	ND	7

Parameter	Units	Average Monthly Limit	Average Weekly Limit	Maximum Daily Limit	Other Limit	Average	Highest Daily Value
pH	standard units	-	-	-	6.0 - 9.0 <sup>[2]</sup>	7.3	6.2 - 7.7 <sup>[3]</sup>
Enterococcus	MPN/100 mL	-	-	-	35 <sup>[4]</sup>	1 <sup>[5]</sup>	2,400
Total Coliform	MPN/100 mL	-	-	10,000	240 <sup>[6]</sup>	100	16,000
<b>West County Plant (Monitoring Location EFF-003)</b>							
Biochemical Oxygen Demand, 5-day @ 20°C (CBOD)	mg/L	30	45	-	-	6.9	17
Total Suspended Solids (TSS)	mg/L	30	45	-	-	5.2	34
BOD percent removal	%	85 (minimum)	-	-	-	98	96 <sup>[1]</sup>
TSS percent removal	%	85 (minimum)	-	-	-	99	97 <sup>[1]</sup>
Oil and Grease	mg/L	10	-	20	-	ND <sup>[5]</sup>	9.7
pH	standard units	-	-	-	6.0 - 9.0 <sup>[2]</sup>	7.1	6.6 - 7.5 <sup>[3]</sup>
Enterococcus	MPN/100 mL	-	-	-	35 <sup>[4]</sup>	ND <sup>[5]</sup>	61
Total Coliform	MPN/100 mL	-	-	10,000	240 <sup>[6]</sup>	3 <sup>[5]</sup>	920
<b>Combined Effluent (Monitoring Locations EFF-001 and EFF-001B)</b>							
Chlorine, Total Residual	mg/L	-	-	-	0.0 <sup>[7]</sup> , 1.8 <sup>[8]</sup>	ND <sup>[5]</sup>	ND
Chromium (VI), Total Recoverable	µg/L	61	-	120	-	1.4 <sup>[9]</sup>	29 <sup>[9]</sup>
Copper, Total Recoverable	µg/L	41	-	76	-	12	95
Cyanide	µg/L	19	-	41	-	ND <sup>[5]</sup>	6.6
Dioxin-TEQ	µg/L	1.4 x 10 <sup>-8</sup>	-	2.8 x 10 <sup>-8</sup>	-		
Total Ammonia (before Richmond Plant upgrades)	mg/L as N	32	-	59		28	39
Total Ammonia (after Richmond Plant upgrades)		57	-	65		28	39
Acute Toxicity	% survival	-	-	-	Not less than 90% (11-sample median), Not less than 70% (11-sample 90th percentile)	100	100 <sup>[10]</sup>
						96	90 <sup>[11]</sup>

Footnotes:

- <sup>[1]</sup> Lowest percent removal on a monthly basis.
- <sup>[2]</sup> Instantaneous minimum and instantaneous maximum.
- <sup>[3]</sup> Range of lowest to highest pH values.

- [4] Monthly geometric mean.
- [5] Median
- [6] Monthly median.
- [7] Instantaneous maximum.
- [8] One-hour average. Order R2-2023-0023 amended the previous order and replaced the instantaneous maximum effluent limit with a one-hour average effluent limit. This change was implemented on the effective date of Order R2-2023-0023, January 1, 2024.
- [9] Includes total chromium and chromium (VI) data.
- [10] Lowest 11-sample median percent survival.
- [11] Lowest 11-sample 90<sup>th</sup> percentile survival.

## 2.4. Compliance Summary

**2.4.1. Treatment Plants.** During the previous order term, the Dischargers reported two copper and three ammonia effluent limit violations at the common outfall (Monitoring Locations EFF-001 and EFF-001B). The first copper violation occurred during a wet weather bypass at the Richmond Plant in October 2021, and the second occurred after a scheduled Richmond Plant shutdown in August 2022. According to the Dischargers, two of the ammonia violations occurred when the Richmond Plant's ability to convert ammonia to nitrate declined. This occurred in November 2019 when the mixed liquor settleable solids concentration decreased, and in July 2022 when elevated temperatures reduced dissolved oxygen concentrations within the plant. The third ammonia violation occurred in September 2020 when the Richmond Plant's dissolved air flotation thickener failed and, while a temporary system ran with a portable gravity belt thickener, the operator overfed a digester. The City of Richmond and Richmond Municipal Sewer District No. 1 plan to replace the dissolved air flotation thickener with a rotary drum thickener by November 2024 as part of the Critical Improvement Project.

The City of Richmond and Richmond Municipal Sewer District No. 1 reported 60 BOD violations, 82 TSS violations, and 2 total coliform violations at Monitoring Location EFF-002. These violations occurred before or during construction of the Critical Improvement Project at the Richmond Plant. That project was mostly completed by January 2024. The upgraded treatment facilities are expected to improve TSS and BOD removal and produce higher quality effluent. See Attachment F section 2.1.2.2 for more information on the Critical Improvement Project.

The West County Wastewater District did not report any effluent limit violations during the previous order term, but it did report an unauthorized discharge of 41.4 million gallons of raw sewage and stormwater to the Wildcat Creek Marsh in January 2023. The previous order required the West County Wastewater District to complete tasks to eliminate overflows at the West County Plant. In 2023, the West County Wastewater District completed construction of an additional equalization basin with a 23.4 MG capacity, increasing its total equalization basin capacity to 76.4 MG.

**2.4.2. Sanitary Sewer Systems.** The table below summarizes Category 1 sanitary sewer spill rates for the last five years. Category 1 Spills were defined under the 2006 statewide WDRs as those that reach waters of the United States and thus may violate Prohibition 3.5 of this Order.

**Table F-3. Sanitary Sewer Systems and Category 1 Spill Rates (Spills/100 miles)**

(Values based on CIWQS data analysis completed in February 2024) <sup>[1]</sup>

	<b>Length (miles)</b>	<b>Average Pipe Age (years) <sup>[4]</sup></b>	<b>2018</b>	<b>2019</b>	<b>2020</b>	<b>2021</b>	<b>2022</b>
West County Wastewater District	258 <sup>[2]</sup>	61	0	2.7	0.78	1.9	2.7
Richmond	187 <sup>[2]</sup>	70	2.1	9.1	0.53	4.8	3.7
San Francisco Bay Region	19,600 <sup>[3]</sup>	48	0.64	1.2	0.61	1.0	0.88
State of California	112,700 <sup>[3]</sup>	46	0.38	0.56	0.33	0.46	0.42

**Footnotes:**

- <sup>[1]</sup> The State Water Board's *Enrollees's Guide to the SSO Database* defines "Total number of SSOs per 100 miles of Sewer" as "...the number of sanitary sewer spills, for which the reporting enrollee is responsible, for every 100 miles of pipe or sewer lines in an enrollee's sanitary sewer system. Due to the large variation in facility specific characteristics, this metric should only be viewed as a rough comparison of the operation and maintenance performance of enrollees and their sanitary sewer systems."
- <sup>[2]</sup> Lengths shown are based on 2022 data.
- <sup>[3]</sup> Lengths shown are based on 2021 data.
- <sup>[4]</sup> The average pipe age for the State of California is estimated based on the percentage of piping constructed during each decade as reported by enrollees under the statewide WDRs for sanitary sewer systems. Ages shown are based on 2021 data.

**2.4.2.1. West County Wastewater District Sanitary Sewer System.** The operations and maintenance program for the West County Wastewater District includes cleaning all sewer lines on a three-month to two-year cycle, and the West County Wastewater District strives to video inspect all parts of the sanitary sewer system on a 10-year cycle. The West County Wastewater District cleans the parts of its sanitary sewer system that have reoccurring issues on a more frequent basis. It maintains a Fats, Oils, and Grease program, and a sewer lateral program for property owners to test and replace laterals. Implementation of the sewer lateral program from February 2019 to December 2022 resulted in the replacement of 16.9 miles of privately-owned laterals.

**2.4.2.2. City of Richmond and Richmond Municipal Sewer District No. 1 Sanitary Sewer System.** During the previous order term, the City of Richmond and Richmond Municipal Sewer District No. 1 completed the following projects in accordance with Provision VI.C.5.b of the previous order:

- **Cutting/Carlson and Hoffman Sewer Repair Project.** Replacement of about 7 miles of clay sewer pipes at Cutting Boulevard/Carlson Boulevard and Hoffman Boulevard.



- **MacDonald and Virginia Sewer Repair Project.** Replacement of about 4.4 miles of clay sewer pipes at MacDonald Avenue and Virginia Avenue.
- **1<sup>st</sup> Street sewer Repair Project.** Replacement of 3,800 feet of sewer pipes at 1<sup>st</sup> Street, W. Nevin Ave., and 3<sup>rd</sup> Street with larger capacity pipes.

During the previous order term, the City of Richmond and Richmond Municipal Sewer District No. 1 also completed the Marina Bay Parkway Force Main Extension project, which included installing a new sewer line, connecting it to a new manhole, and connecting the new line to the existing sewer lines. Projects in progress include the construction of the Ferry Point pump station, replacement of the Ferry Point force main, and a continuation of the Marina Bay Parkway Force Main Extension Project to install three additional manholes, a 991-foot sewer line, and connecting laterals. The City of Richmond and Richmond Municipal Sewer District No. 1 maintain a Fats, Oils, and Grease program and a grant program to replace private laterals.

Veolia North America contracts with the City of Richmond and Richmond Municipal Sewer District No. 1 to operate and maintain the City of Richmond's sanitary sewer system. Veolia cleans the full sanitary sewer system over four-year periods, with a more frequent schedule for the areas with reoccurring issues. It completes video inspections of the full system over 10-year periods. Veolia inspects the lift stations weekly.

- 2.5. Sea Level Rise.** The City of Richmond and Richmond Municipal Sewer District No. 1 determined that the Richmond Plant is not within the 100-year and 500-year flood plain based on Cal-Adapt sea level rise modeling. However, parts of their sanitary sewer system are located in a FEMA flood zone. The City of Richmond and Richmond Municipal Sewer District No. 1 operate and maintain the sanitary sewer system as discussed in Attachment F section 2.4.2.2 to reduce infiltration and inflow.

The West County Wastewater District plans to construct an approximately 0.5 mile horizontal levee next to Wildcat March for sea level rise and storm surge protection. The West County Wastewater District is also working with community stakeholders to plan a potential second phase of the project covering about 5 miles of the North Richmond shoreline.

- 2.6. Blending Summary.** Subject to specific conditions (e.g., influent flows at the Richmond Plant above 20 MGD), the previous order approved bypasses of biological treatment at the Richmond Plant for the portion of the flows above 20 MGD once onsite storage reached capacity. The bypassed flows were "blended" with biologically-treated effluent, disinfected, and discharged. During the previous order term, the City of Richmond and Richmond Municipal Sewer District No. 1 bypassed its biological treatment during wet weather about 3.2 times per year. This was less frequent than during the order term before that,

when the City of Richmond and Richmond Municipal Sewer District No. 1 blended about 6 times per year.

**Table F-4. Historical Blending Summary**

Year	Number of Blending Events	Duration of Blending Events (hours/year)	Volume of Primary Portion of Blended Effluent (MG/year)	Annual Precipitation (inches)
2018	4	126	36	26
2019	4	220	110	33
2020	0	0	0	9
2021	4	165	67	25
2022	2	89	37	13
2023	5	281	114	20
<b>Average</b>	<b>3</b>	<b>147</b>	<b>61</b>	<b>21</b>

### 3. APPLICABLE PLANS, POLICIES, AND REGULATIONS

The requirements contained in this Order are based on the requirements and authorities described in this section.

**3.1. Legal Authorities.** This Order serves as WDRs pursuant to California Water Code article 4, chapter 4, division 7 (commencing with § 13260). This Order is also issued pursuant to federal Clean Water Act (CWA) section 402 and implementing regulations adopted by the U.S. EPA, and Water Code chapter 5.5, division 7 (commencing with § 13370). It serves as an NPDES permit authorizing the Dischargers to discharge into waters of the United States at the discharge location described in Table 1 subject to the WDRs in this Order.

**3.2. California Environmental Quality Act (CEQA).** Under Water Code section 13389, this action to adopt an NPDES permit is exempt from the provisions of the California Environmental Quality Act (CEQA), Public Resources Code division 13, chapter 3 (commencing with § 21100).

### 3.3. State and Federal Laws, Regulations, Policies, and Plans

**3.3.1. Water Quality Control Plan.** The Regional Water Board adopted the *Water Quality Control Plan for the San Francisco Bay Basin* (Basin Plan), which designates beneficial uses, establishes water quality objectives, and contains implementation programs and policies to achieve those objectives for all waters addressed through the plan. Requirements in this Order implement the Basin Plan. State Water Board Resolution 88-63 establishes as State policy that all waters, with certain exceptions, should be considered suitable or potentially suitable for municipal or domestic supply (MUN). Because of the marine influence on Central San Francisco Bay, total dissolved solids exceed 3,000 mg/L; therefore, Central San Francisco Bay meets an exception to State Water Board Resolution No. 88-63. Beneficial uses applicable to Central San Francisco Bay are as follows:

**Table F-5. Beneficial Uses**

Discharge Point	Receiving Water	Beneficial Uses
001	Central San Francisco Bay	Industrial Service Supply (IND) Industrial Process Supply (PROC) Ocean, Commercial and Sport Fishing (COMM) Shellfish Harvesting (SHELL) Estuarine Habitat (EST) Fish Migration (MIGR) Preservation of Rare and Endangered Species (RARE) Fish Spawning (SPWN) Wildlife Habitat (WILD) Water Contact Recreation (REC1) Non-Contact Water Recreation (REC2) Navigation (NAV)

- 3.3.2. **Sediment Quality.** The State Water Board adopted the *Water Quality Control Plan for Enclosed Bays and Estuaries – Part 1, Sediment Quality* on September 16, 2008, and it became effective on August 25, 2009. The State Water Board adopted amendments to the plan on June 5, 2018, that became effective on March 11, 2019. This plan supersedes other narrative sediment quality objectives, and establishes new sediment quality objectives and related implementation provisions for specifically defined sediments in most bays and estuaries.
- 3.3.3. **National Toxics Rule (NTR) and California Toxics Rule (CTR).** The NTR and CTR contain federal water quality criteria for priority pollutants. U.S. EPA adopted the NTR on December 22, 1992, and amended it on May 4, 1995, and November 9, 1999. About 40 NTR criteria apply in California. U.S. EPA adopted the CTR on May 18, 2000. The CTR promulgated new toxics criteria for California and incorporated the NTR criteria that applied in the State. U.S. EPA amended the CTR on February 13, 2001.
- 3.3.4. **State Implementation Policy.** The State Water Board adopted the *Policy for Implementation of Toxics Standards for Inland Surface Waters, Enclosed Bays, and Estuaries of California* (State Implementation Policy or SIP) on March 2, 2000. The SIP establishes implementation provisions for priority pollutant criteria and objectives, and provisions for chronic toxicity control. The SIP became effective on April 28, 2000, with respect to the priority pollutant criteria U.S. EPA promulgated for California through the NTR and the priority pollutant objectives the Regional Water Board established through the Basin Plan. The SIP became effective on May 18, 2000, with respect to the priority pollutant criteria U.S. EPA promulgated through the CTR. The State Water Board adopted amendments to the SIP on February 24, 2005, that became effective on July 13, 2005. Requirements of this Order implement the SIP.
- 3.3.5. **Bacteria Objectives.** The State Water Board adopted the *Water Quality Control Plan for Inland Surface Waters, Enclosed Bays, and Estuaries of*

*California – Part 3, Bacteria Provisions and a Water Quality Standards Variance Policy* on August 7, 2018, and it became effective on March 22, 2019. This plan establishes new enterococcus bacteria water quality objectives and related implementation provisions for discharges to marine and estuarine receiving waters that support the water contact recreation beneficial use.

- 3.3.6. **Toxicity Provisions.** The State Water Board adopted the *State Policy for Water Quality Control: Toxicity Provisions* (Toxicity Provisions) on October 5, 2021. U.S. EPA approved the Toxicity Provisions on May 1, 2023. Toxicity Provisions sections II.C.1 and II.C.2 establish numeric chronic and acute toxicity objectives that apply to all inland surface waters, enclosed bays, and estuaries in the State with aquatic life beneficial uses. The Toxicity Provisions include related implementation provisions and require that compliance with the chronic toxicity water quality objectives be assessed using U.S. EPA's Test of Significant Toxicity (TST) (U.S. EPA, *National Pollutant Discharge Elimination System Test of Significant Toxicity Implementation Document* [EPA/833-R-10-003], June 2010). This Order implements the Toxicity Provisions.
- 3.3.7. **Antidegradation Policy.** Federal regulations at 40 C.F.R. section 131.12 require that state water quality standards include an antidegradation policy consistent with the federal policy. The State Water Board established California's antidegradation policy through State Water Board Resolution 68-16, *Statement of Policy with Respect to Maintaining High Quality of Waters in California*, which incorporates the federal antidegradation policy where the federal policy applies under federal law. Resolution No. 68-16 requires that existing water quality be maintained unless degradation is justified based on specific findings. The Basin Plan implements, and incorporates by reference, both the State and federal antidegradation policies. Permitted discharges must be consistent with the antidegradation provisions of 40 C.F.R. section 131.12 and State Water Board Resolution 68-16.
- 3.3.8. **Anti-Backsliding Requirements.** CWA sections 402(o) and 303(d)(4) and 40 C.F.R. section 122.44(l) restrict backsliding in NPDES permits. These anti-backsliding provisions require that effluent limitations, standards, and conditions in a reissued permit be as stringent as those in the previous permit, with some exceptions in which limitations may be relaxed.
- 3.3.9. **Endangered Species Act Requirements.** This Order does not authorize any act that results in the taking of a threatened or endangered species or any act that is now prohibited, or becomes prohibited in the future, under either the California Endangered Species Act (Fish and Game Code §§ 2050 to 2097) or Federal Endangered Species Act (16 U.S.C.A. §§ 1531 to 1544). This Order requires compliance with effluent limits, receiving water limits, and other requirements to protect the beneficial uses of waters of the State, including protecting rare, threatened, or endangered species. The Dischargers are responsible for meeting all applicable Endangered Species Act requirements.

3.3.10. **Sewage Sludge and Biosolids.** U.S. EPA administers 40 C.F.R. part 503, Standards for the Use or Disposal of Sewage Sludge, which regulates the final use or disposal of sewage sludge generated during the treatment of domestic sewage in a municipal wastewater treatment facility. The Dischargers are responsible for meeting applicable requirements of 40 C.F.R. part 503. This Order does not authorize any act that violates those requirements.

3.4. **Impaired Water Bodies on CWA Section 303(d) List.** On May 11, 2022, U.S. EPA approved a revised list of impaired waters pursuant to CWA section 303(d), which requires identification of specific water bodies where it is expected that water quality standards will not be met after implementation of technology-based effluent limitations on point sources. Where it has not done so already, the Regional Water Board plans to adopt total maximum daily loads (TMDLs) for pollutants on the 303(d) list. TMDLs establish wasteload allocations for point sources and load allocations for nonpoint sources and are established to achieve water quality standards. Central San Francisco Bay is listed as impaired by mercury, PCBs, selenium, chlordane, DDT, dieldrin, invasive species, dioxin compounds (including 2,3,7,8-TCDD), furan compounds, and trash.

On February 12, 2008, U.S. EPA approved a TMDL for mercury in San Francisco Bay. On March 29, 2010, U.S. EPA approved a TMDL for PCBs in San Francisco Bay. The mercury and PCBs TMDLs apply to this discharge and are implemented through NPDES Permit CA0038849. On August 23, 2016, U.S. EPA approved a TMDL for selenium in North San Francisco Bay, which includes Central San Francisco Bay. The selenium TMDL does not require effluent limits for municipal wastewater dischargers because these discharges have an insignificant impact on North San Francisco Bay water quality.

As shown in Fact Sheet section 4.3.3, the discharge is not a significant source of chlordane, DDT, or dieldrin because these pollutants have not been detected in the discharge. The discharge is also not a source of invasive species because it is disinfected. It is an insignificant source of dioxins and furans; this Order contains dioxin-TEQ effluent limitations to ensure that dioxins and furans in effluent are kept below water quality objectives. The discharge is an insignificant source of trash because it is screened and treated to secondary treatment standards.

#### 4. RATIONALE FOR EFFLUENT LIMITATIONS AND DISCHARGE SPECIFICATIONS

The CWA requires point source dischargers to control the amount of conventional, non-conventional, and toxic pollutants discharged into waters of the United States. The control of pollutants discharged is established through effluent limitations and other requirements in NPDES permits. There are two principal bases for effluent limitations: 40 C.F.R. section 122.44(a) requires that permits include applicable technology-based limitations and standards, and 40 C.F.R. section 122.44(d) requires that permits include water quality-based effluent limitations to attain and maintain applicable numeric and narrative water quality criteria to protect the beneficial uses of receiving waters.

## 4.1. Discharge Prohibitions

### 4.1.1. Prohibitions in this Order

- 4.1.1.1. **Discharge Prohibition 3.1 (No discharge other than as described):** This prohibition is based on 40 C.F.R. section 122.21(a) and Water Code section 13260, which require filing an application and Report of Waste Discharge before a discharge can occur. Discharges not described in the application and Report of Waste Discharge, and subsequently in this Order, are prohibited.
- 4.1.1.2. **Discharge Prohibition 3.2 (No discharge without minimum initial dilution described in Fact Sheet Section 4.3.4.2).** This prohibition is based on the Dischargers' dilution study, *Mixing Zone and Dilution Credit Study for the West County Agency Common Outfall Diffuser* (March 17, 2023), which modeled mixing conditions under different scenarios to determine minimum initial dilutions received by the discharge under certain conditions. As such, this Order evaluated these minimum initial dilutions in determining the final effluent limitations for ammonia and chlorine (see Fact Sheet sections 4.3.4.2.3 and 4.3.4.2.5). This Order also evaluated the modeled minimum initial dilutions to determine the instream waste concentration (IWC) to evaluate chronic toxicity (see Fact Sheet section 4.3.4.2.4). Therefore, this prohibition is necessary to ensure that this Order's effluent limitations and toxicity requirements remain protective of water quality.
- 4.1.1.3. **Discharge Prohibition 3.3 (No bypass to waters of the United States):** This prohibition is based on 40 C.F.R. section 122.41(m) (see Attachment D section 1.7). Bypasses are prohibited at the West County Plant. Bypasses are prohibited at the Richmond Plant when influent flows are below 20 MGD (the Richmond Plant's biological treatment capacity). When influent flows to the Richmond Plant are above 20 MGD and all onsite storage reaches capacity, this Order approves the bypass of biological treatment for the portion of the Richmond Plant flow above 20 MGD in accordance with Attachment D section 1.7. This portion must be "blended" with the biologically-treated effluent, be disinfected prior to discharge to San Francisco Bay, and comply with all effluent and receiving water limitations. The City of Richmond and Richmond Municipal Sewer District No. 1 must also comply with the requirements of Provision 6.3.5.2 of the Order. As discussed below, such bypasses meet the conditions of 40 C.F.R. section 122.41(m)(4)(i)(A)-(C):
- 4.1.1.3.1. **Bypass is unavoidable to prevent loss of life, personal injury, or severe property damage.** With peak wet weather flows above 20 MGD, bypasses are unavoidable to prevent (i) backups and overflow of raw sewage into basements or onto city streets, which could result in severe property damage or personal injury, or (ii) overflows within the treatment

plant that could flood and damage equipment and thus compromise the Dischargers' ability to treat wastewater long after the bypass ends.

- 4.1.1.3.2. **There are no feasible alternatives to the bypass.** As part of the Dischargers' May 2023 Report of Waste Discharge, the City of Richmond and Richmond Municipal Sewer District No. 1 submitted a Utility Analysis that evaluated alternatives to reduce or eliminate bypasses. During the previous order term, the City of Richmond and Richmond Municipal Sewer District No. 1 completed installing fine bar screens, a new grit removal system, updated aeration basins, and designed the replacement of their dissolved air flotation thickener with a rotary drum thickener as a part of the Richmond Plant Critical Improvement Project as the previous order required. Due to the costs of completing this project, the City of Richmond and Richmond Municipal Sewer District No. 1 determined that additional projects at the Richmond Plant are financially infeasible at this time. However, they identified several projects within their sanitary sewer system that could reduce or eliminate bypasses as discussed in Attachment F section 2.4.2.2. Provision 6.3.5.2 requires the City of Richmond and Richmond Municipal Sewer District No. 1 to implement all feasible projects to reduce inflow and infiltration to their sanitary sewer system.
- 4.1.1.3.3. **The Dischargers provided notice at least ten days before the date of the bypass.** With the Report of Waste Discharge, the City of Richmond and Richmond Municipal Sewer District No. 1 notified the Regional Water Board of their need to blend when peak wet weather flows exceed 20 MGD.
- 4.1.1.4. **Discharge Prohibition 3.4 (No average dry weather influent flow in excess of 12.5 MGD for the West County Plant or 16 MGD for the Richmond Plant):** This prohibition ensures that the average dry weather flow does not exceed each plant's designed average dry weather treatment capacity (i.e., its historical and tested treatment reliability) of 12.5 MGD at the West County Plant and 16 MGD at the Richmond Plant. Exceeding these flows could result in lower treatment reliability and greater potential to violate water quality requirements.
- 4.1.1.5. **Discharge Prohibition 3.5 (No sanitary sewer overflows to waters of the United States):** This prohibition is based on Discharge Prohibition 15 of Basin Plan Table 4-1 and the CWA, which prohibits the discharge of wastewater to surface waters, except as authorized under an NPDES permit. Publicly-owned treatment works must achieve secondary treatment at a minimum and any more stringent limitations necessary to meet water quality standards. A sanitary sewer overflow that results in the discharge to waters of the United States of raw sewage or wastewater not meeting this Order's effluent limitations is therefore prohibited under the Basin Plan and CWA.

## 4.2. Technology-Based Effluent Limitations

4.2.1. **Scope and Authority.** CWA section 301(b) and 40 C.F.R. section 122.44 require that permits include conditions meeting technology-based requirements, at a minimum, and any more stringent effluent limitations necessary to meet water quality standards. The discharges authorized by this Order must meet minimum federal technology-based requirements based on the secondary treatment standards at 40 C.F.R. section 133 as summarized below. Basin Plan Table 4-2 contains additional requirements for certain pollutants.

**Table F-6. Secondary Treatment Standards**

Parameter	Monthly Average	Weekly Average
Biochemical Oxygen Demand (BOD) <sup>[1,2]</sup>	30 mg/L	45 mg/L
Carbonaceous Biochemical Oxygen Demand (CBOD) <sup>[1,2]</sup>	25 mg/L	40 mg/L
Total Suspended Solids TSS <sup>[2]</sup>	30 mg/L	45 mg/L
pH	6.0 – 9.0 standard units	

**Footnotes:**

<sup>[1]</sup> CBOD effluent limitations may be substituted for BOD limitations.

<sup>[2]</sup> The monthly average percent removal, by concentration, is also not to be less than 85 percent.

### 4.2.2. Technology-Based Effluent Limitations

4.2.2.1. **CBOD and TSS.** This Order’s CBOD and TSS weekly and average monthly effluent limitations, including the 85 percent removal requirements, are based on the Secondary Treatment Standards and Basin Plan Table 4-2. Compliance is to be determined at each individual treatment plant, at Monitoring Locations EFF-002 (or EFF-002B when blending) and EFF-003, because these technology-based requirements ensure each plant’s acceptable performance.

4.2.2.2. **pH.** The pH effluent limitations are based on the Secondary Treatment Standards and Basin Plan Table 4-2. Compliance is to be determined at each individual treatment plant, at Monitoring Locations EFF-002 (or EFF-002B when blending) and EFF-003, because these technology-based requirements ensure each plant’s acceptable performance.

4.2.2.3. **Chlorine.** Basin Plan Table 4-2 contains an instantaneous limitation for total residual chlorine of 0.0 mg/L. This Order replaces the instantaneous limitation with a higher water quality-based effluent limitation (see Fact Sheet section 4.3.4.6) because Basin Plan section 4.5.3 allows less stringent effluent limitations when certain conditions are met. It states, “The Water Board will consider establishing less stringent limitations, consistent with state and federal laws, for any discharge where it can be conclusively demonstrated through a comprehensive program approved by the Water Board that such limitations will not result in unacceptable adverse impacts on the beneficial uses of the receiving water.” These conditions are met. The



less stringent water quality-based effluent limitations are consistent with state (Resolution 68-16) and federal (40 C.F.R. section 131.12) antidegradation policies in that any decrease in water quality resulting from these limitations is consistent with the maximum benefit of the people of the State, do not unreasonably affect any current or anticipated beneficial uses, and do not result in lower water quality than that prescribed in applicable policies. Additionally, this Order requires the Dischargers to implement a control plan to demonstrate that these limitations will not result in unacceptable adverse impacts on beneficial uses.

The removal of the 0.0 mg/L chlorine limitation addresses the over-application of sodium bisulfite that results in extra operational cost and can decrease dissolved oxygen concentrations and depress pH in the effluent and receiving water. Municipal wastewater treatment plants that use chlorine to disinfect must apply a dechlorinating chemical, typically liquid sodium bisulfite, to remove residual chlorine and comply with the residual chlorine effluent limitation. Because wastewater is a complex mixture and the 0.0 mg/L effluent limitation is an instantaneous maximum (i.e., no amount may be discharged, ever), wastewater treatment plant operators routinely add sodium bisulfite in amounts well beyond what would theoretically neutralize residual chlorine. The excess use of dechlorination chemicals costs dischargers up to \$2 million per year (Bay Area Clean Water Agencies, September 29, 2023). These funds could be better invested in other important water quality projects. Therefore, the less stringent water quality-based effluent limitation is consistent with the maximum benefit of the people of the State.

Compliance with the less-stringent effluent limitations will not unreasonably affect current or anticipated beneficial uses because the chlorine water quality criteria implemented in this Order are protective of most aquatic life.<sup>1</sup> To ensure that any migration corridors for threatened and endangered species will not be compromised, the mixing zone established for the water quality-based effluent limitation in this Order is small relative to the sizes of the receiving water body (see Fact Sheet section 4.3.4.6). This approach for establishing chlorine effluent limitations reflects the updated understanding that overdosing with dechlorination chemicals is no longer the best practicable treatment or control of chlorine because of its adverse impacts to water quality.

Since the imposition of the 0.0 mg/L instantaneous chlorine limitation, there have been significant improvements in chlorine process control. For example, instead of collecting periodic grab samples to evaluate compliance, continuous monitoring devices that evaluate chlorine residual levels at least every five minutes are now commonplace. Additionally, this Order requires the Dischargers to implement a Chlorine Process Control Plan to target a chlorine residual of 0.0 mg/L at Discharge Point 001 (see Provision 6.3.5.4 of the Order). This will ensure that chlorine will typically not be present in

discharge and, if chlorine is detected, the duration of the chlorine discharge will be relatively short.

### 4.3. Water Quality-Based Effluent Limitations

4.3.1. **Scope and Authority.** CWA section 301(b) and 40 C.F.R. section 122.44(d) require permits to include limitations more stringent than federal technology-based requirements where necessary to achieve water quality standards. According to 40 C.F.R. section 122.44(d)(1)(i), permits must include effluent limitations for all pollutants that are or may be discharged at levels that have a reasonable potential to cause or contribute to an exceedance of a water quality standard, including numeric and narrative objectives within a standard. Where reasonable potential has been established for a pollutant, but there is no numeric criterion or objective, water quality-based effluent limitations (WQBELs) must be established using (1) U.S. EPA criteria guidance under CWA section 304(a), supplemented where necessary by other relevant information; (2) an indicator parameter for the pollutant of concern; or (3) a calculated numeric water quality criterion, such as a proposed state criterion or policy interpreting a narrative criterion, supplemented with relevant information. The process for determining reasonable potential and calculating WQBELs when necessary is intended to achieve applicable water quality objectives and criteria, and thereby protect designated beneficial uses of receiving waters.

4.3.2. **Beneficial Uses and Water Quality Criteria and Objectives.** Discharge Point 001 discharges to Central San Francisco Bay. Fact Sheet section 3.3.1 identifies the beneficial uses of Central San Francisco Bay. Water quality criteria and objectives to protect these beneficial uses are described below.

4.3.2.1. **Basin Plan Objectives.** The Basin Plan specifies numerous water quality objectives, including numeric objectives for 10 priority pollutants and un-ionized ammonia, and narrative objectives.

4.3.2.1.1. **Un-ionized Ammonia.** Basin Plan section 3.3.20 contains a water quality objective for un-ionized ammonia of 0.025 mg/L (as nitrogen) as an annual median and 0.16 mg/L (as nitrogen) as a maximum for Central San Francisco Bay and upstream waters. Effluent and receiving water data are available for total ammonia, but not un-ionized ammonia, because (1) sampling and laboratory methods are unavailable to analyze for un-ionized ammonia, and (2) the fraction of total ammonia that exists in the toxic un-ionized form depends on pH, salinity, and temperature of the receiving water.

To translate the un-ionized ammonia objectives into total ammonia criteria, pH, salinity, and temperature data were collected at the Regional Monitoring Program Red Rock Station (BC60). The un-ionized fraction of the total ammonia was calculated using the following equation, which applies to waters with salinities greater than 10 parts per thousand

(*Ambient Water Quality Criteria for Ammonia (Saltwater)*—1989, EPA Publication 440/5-88-004, 1989):

$$\text{Fraction of un-ionized ammonia} = (1 + 10^{[\text{pK} - \text{pH}]})^{-1}$$

Where, for salinity greater than 10 ppt:

$$\text{pK} = 9.245 + 0.116*(I) + 0.0324*(298-T) + 0.0415*(P)/T$$

$$I = \text{molal ionic strength of saltwater} = 19.9273*(S)/(1000-1.005109*S)$$

S = salinity (parts per thousand)

T = temperature in Kelvin

P = pressure (one atmosphere)

The 90th percentile and median un-ionized ammonia fractions were then used to express the maximum and annual average un-ionized objectives as acute and chronic total ammonia criteria. This approach is consistent with U.S. EPA guidance on translating dissolved metal water quality objectives to total recoverable metal water quality objectives (U.S. EPA, 1996, *The Metals Translator: Guidance for Calculating a Total Recoverable Limit from a Dissolved Criterion*, EPA Publication 823-B96-007). The equivalent acute and chronic total ammonia criteria are 5.3 mg/L and 1.4 mg/L (as nitrogen).

4.3.2.1.2. **Bioaccumulation and Dioxin-TEQ.** The narrative bioaccumulation objective (Basin Plan § 3.3.2) states, “Many pollutants can accumulate on particulates, in sediments, or bioaccumulate in fish and other aquatic organisms. Controllable water quality factors shall not cause a detrimental increase in concentrations of toxic substances found in bottom sediments or aquatic life. Effects on aquatic organisms, wildlife, and human health will be considered.” Because it is the consensus of the scientific community that dioxins and furans associate with particulates, accumulate in sediments, and bioaccumulate in the fatty tissue of fish and other organisms, the Basin Plan’s narrative bioaccumulation water quality objective applies to these pollutants. Elevated levels of dioxins and furans in San Francisco Bay fish tissue demonstrate that the narrative bioaccumulation water quality objective is not being met. U.S. EPA has therefore placed Central San Francisco Bay on its 303(d) list of receiving waters where water quality objectives are not being met after imposition of applicable technology-based requirements.

When the CTR was promulgated, U.S. EPA stated its support for the regulation of dioxin and dioxin-like compounds through the use of toxicity equivalencies (TEQs). U.S. EPA stated, “For California waters, if the discharge of dioxin or dioxin-like compounds has reasonable potential to cause or contribute to a violation of a narrative criterion, numeric water quality-based effluent limits for dioxin or dioxin-like compounds should be included in NPDES permits and should be expressed using a TEQ

scheme” (Fed. Reg. Vol. 65, No. 97, pages 31695-31696, May 18, 2000). This Order uses a TEQ scheme based on a set of toxicity equivalency factors (TEFs) the World Health Organization developed in 2005, and a set of bioaccumulation equivalency factors (BEFs) U.S. EPA developed for the Great Lakes region (40 C.F.R. § 132, Appendix F) to convert the concentration of any congener of dioxin or furan into an equivalent concentration of 2,3,7,8-tetrachlorinated dibenzo-p-dioxin (2,3,7,8-TCDD). Although the 2005 World Health Organization scheme includes TEFs for dioxin-like PCBs, they are not included in this Order’s TEQ scheme. The CTR has established a specific water quality criterion for PCBs, and dioxin-like PCBs are included in the analysis of total PCBs.

The CTR establishes a numeric water quality objective for 2,3,7,8-TCDD of  $1.4 \times 10^{-8}$  µg/L for the protection of human health when water and aquatic organisms are consumed. This CTR criterion is used as a criterion for dioxin-TEQ because dioxin-TEQ represents a toxicity-weighted concentration equivalent to 2,3,7,8 TCDD, thus translating the narrative bioaccumulation objective into a numeric criterion.

- 4.3.2.1.3. **Toxicity and Total Residual Chlorine.** The narrative toxicity objective in Basin Plan section 3.3.18 states, “All waters shall be maintained free of toxic substances in concentrations that are lethal to or that produce other detrimental responses in aquatic organisms. ... There shall be no acute toxicity in ambient waters.” For this Order, U.S. EPA criteria guidance under CWA section 304(a), specifically U.S. EPA’s *Ambient Water Quality Criteria for Chlorine – 1984* (EPA 440/5-84-030), is used to translate this narrative objective. These criteria are shown below:

**Table F-7. Ambient Water Quality Criteria for Chlorine**

Receiving Water Type	4-Day Average (mg/L)	1-Hour Average (mg/L)
Marine or Estuarine	0.0075	0.013
Freshwater	0.011	0.019

- 4.3.2.2. **CTR Criteria.** The CTR specifies numeric aquatic life and human health criteria for numerous priority pollutants. These criteria apply to inland surface waters and enclosed bays and estuaries. Some human health criteria are for consumption of “water and organisms” and others are for consumption of “organisms only.” The criteria applicable to “organisms only” apply to Central San Francisco Bay because it is not a source of drinking water.
- 4.3.2.3. **NTR Criteria.** The NTR establishes numeric aquatic life and human health criteria for a number of toxic pollutants for San Francisco Bay waters upstream to and including Suisun Bay and the Sacramento-San Joaquin Delta. These NTR criteria apply to Central San Francisco Bay.
- 4.3.2.4. **Toxicity Provisions.** The Toxicity Provisions establish numeric chronic and acute toxicity objectives that apply to all inland surface waters, enclosed

bays, and estuaries in the State with aquatic life beneficial uses. The chronic toxicity water quality objective is as follows:

$H_o$ : Mean Response (ambient water)  $\leq 0.75 \times$  Mean Response (control water)

$H_a$ : Mean Response (ambient water)  $> 0.75 \times$  Mean Response (control water)

Where:

$H_o$  = Null Hypothesis

$H_a$  = Alternative Hypothesis,

0.75 = Regulatory Management Decision criterion (i.e., 75 percent)

$H_o$  means the ambient water is toxic when the test organism response in a bioassay is less than or equal to 75 percent of the control response;

$H_a$  means the ambient water is not toxic when the test organism response is greater than 75 percent of the control response. For example, if an average of 75 percent of bioassay test organisms or fewer survive when exposed to ambient water relative to the average number that survive when exposed to control water, the ambient water is toxic (i.e., the test result is “fail”).

Conversely, if an average of more than 75 percent of bioassay test organisms survive relative to those exposed to control water, the ambient water is not toxic (i.e., the test result is “pass”).

4.3.2.5. **Bacteria Objectives.** *The Water Quality Control Plan for Inland Surface Waters, Enclosed Bays, and Estuaries of California – Part 3, Bacteria Provisions and a Water Quality Standards Variance Policy* establishes enterococci bacteria water quality objectives to limit cases of gastrointestinal illness from water contact recreation. The enterococci bacteria objectives apply to marine and estuarine waters.

4.3.2.6. **Sediment Quality Objectives.** *The Water Quality Control Plan for Enclosed Bays and Estuaries – Part 1, Sediment Quality* contains the following narrative water quality objectives:

4.3.2.6.1. “Pollutants in sediments shall not be present in quantities that, alone or in combination, are toxic to benthic communities in bays and estuaries of California.” This objective is to be implemented by integrating three lines of evidence: sediment toxicity, benthic community condition, and sediment chemistry. The policy requires that if the Regional Water Board determines that a discharge has reasonable potential to cause or contribute to an exceedance of this objective, it is to impose the objective as a receiving water limit.

4.3.2.6.2. “Pollutants shall not be present in sediments at levels that will bioaccumulate in aquatic life to levels that are harmful to human health in bays and estuaries of California.” This objective is to be implemented by a

three-tiered procedure based on pollutant concentrations in sediment and fish tissue.

- 4.3.2.6.3. “Pollutants shall not be present in sediment at levels that alone or in combination are toxic to wildlife and resident finfish by direct exposure or bioaccumulate in aquatic life at levels that are harmful to wildlife or resident finfish by indirect exposure in bays and estuaries of California.” This objective is to be implemented on a case-by-case basis, based upon an ecological risk assessment.

- 4.3.2.7. **Receiving Water Salinity.** Basin Plan section 4.6.2 (like the CTR and NTR) states that the salinity characteristics (i.e., freshwater vs. saltwater) of the receiving water are to be considered in determining the applicable water quality objectives. Freshwater criteria apply to discharges to waters with salinities equal to or less than one part per thousand (ppt) at least 95 percent of the time. Saltwater criteria apply to discharges to waters with salinities equal to or greater than 10 ppt at least 95 percent of the time in a normal water year. For discharges to water with salinities in between these two categories, or tidally-influenced freshwaters that support estuarine beneficial uses, the water quality objectives are the lower of the salt or freshwater criteria (the latter calculated based on ambient hardness) for each substance.

Central San Francisco Bay is an estuarine environment based on salinity data collected at the Red Rock RMP monitoring station (BC60) from February 1994 to August 2001 (when this station was last monitored). During that period, the salinity was never less than 1 ppt and greater than 10 ppt in 78 percent of the samples. Central San Francisco Bay is therefore classified as estuarine and the reasonable potential analysis and WQBELs in this Order are based on the more stringent of the freshwater and saltwater water quality objectives.

- 4.3.2.8. **Receiving Water Hardness.** A hardness value of 400 mg/L was used to determine hardness-dependent metals objectives because the hardness measured at the Regional Monitoring Program Red Rock station (BC60) has always been above 400 mg/L and the CTR recommends capping the hardness value at 400 mg/L.
- 4.3.2.9. **Metals Translators.** Regulations at 40 C.F.R. section 122.45(c) require effluent limitations for metals to be expressed as total recoverable metal. Since the water quality objectives for metals are typically expressed as dissolved metal, translators must be used to convert metals concentrations from dissolved to total recoverable metal and vice versa. The CTR contains default translators; however, site-specific conditions, such as water temperature, pH, total suspended solids, and organic carbon may affect the form of metal (dissolved, non-filterable, or otherwise) present and therefore available to cause toxicity. In general, dissolved metals are more available

and more toxic to aquatic life than other forms. Site-specific translators can account for site-specific conditions, thereby preventing overly stringent or under-protective water quality objectives.

This Order’s reasonable potential analysis and WQBEL calculations are based on the CTR default translators for all metals other than copper and nickel. Basin Plan Table 7.2.1-2 sets forth site-specific copper translators. The Clean Estuary Partnership’s *North of Dumbarton Bridge Copper and Nickel Development and Selection of Final Translators* (March 2005) contains site-specific nickel translators. These site-specific translators are listed in the table below:

**Table F-8. Site-Specific Translators**

Parameter	Acute	Chronic
Copper	0.87	0.73
Nickel	0.85	0.65

**4.3.3. Reasonable Potential Analysis**

4.3.3.1. **Available Information.** The reasonable potential analysis for this Order is based on effluent data the Dischargers collected from April 1, 2019, through December 31, 2023 at the West County Agency Outfall and ambient background data summarized in the RMP’s *San Francisco Bay California Toxics Rule Priority Pollutant Ambient Water Monitoring Report* (2017), which includes data collected through the RMP at the Yerba Buena RMP monitoring station (BC10) from 1993 through 2017, supplemented by additional Bay Area Clean Water Agencies data from *San Francisco Bay Ambient Water Monitoring Interim Report* (2003) and *Ambient Water Monitoring: Final CTR Sampling Update* (2004). For ammonia, the RPA was conducted and WQBELs were calculated using receiving water data collected at the Red Rock RMP monitoring station (BC60) because it is closer to Discharge Point 001.

SIP section 1.4.3 requires that background water quality data be representative of the ambient receiving water that will mix with the discharge. For priority pollutants, the Yerba Buena RMP monitoring station, relative to other RMP monitoring stations, best fits SIP guidance for establishing background conditions at Discharge Point 001. For ammonia, the nearby Red Rock RMP monitoring station, relative to other RMP locations, best fits the SIP guidance for establishing background conditions because the ammonia WQBELs are based on actual dilution at the edge of the initial mixing zone and data from the Red Rock monitoring station best represents water quality at the edge of the initial mixing zone.

This Order does not contain WQBELs for constituents that do not demonstrate reasonable potential; however, the Monitoring and Reporting Program (MRP) still requires monitoring for those pollutants. If concentrations

are found to have increased significantly, Provision 6.3.2 of the Order requires the Dischargers to investigate the sources of the increases and implement remedial measures if the increases pose a threat to receiving water quality.

4.3.3.2. **Priority Pollutants, Ammonia, and Dioxin-TEQ.** SIP section 1.3 sets forth the methodology used to assess whether a priority pollutant has reasonable potential to exceed a water quality objective. SIP section 1.3 applies to priority pollutants and is used here for ammonia and dioxin-TEQ as guidance. The analysis begins with identifying the maximum effluent concentration (MEC) observed for each pollutant based on available effluent concentration data and the ambient background concentrations (B). SIP section 1.4.3 states that ambient background concentrations are either the maximum ambient concentration observed or, for water quality objectives intended to protect human health, the arithmetic mean of observed concentrations. There are three triggers in determining reasonable potential:

- **Trigger 1** is activated if the maximum effluent concentration is greater than or equal to the lowest applicable water quality objective ( $MEC \geq$  water quality objective).
- **Trigger 2** is activated if the ambient background concentration observed in the receiving water is greater than the lowest applicable water quality objective ( $B >$  water quality objective) *and* the pollutant is detected in any effluent sample.
- **Trigger 3** is activated if a review of other information indicates that a WQBEL is needed to protect beneficial uses.

The maximum effluent concentrations, most stringent applicable water quality criteria and objectives, and ambient background concentrations used in the analysis are presented in the following table, along with the reasonable potential analysis results (yes, no, or unknown) for each pollutant. Based on this analysis, copper, cyanide, chromium VI, zinc, and total ammonia were observed to exhibit reasonable potential by Trigger 1. In addition, Basin Plan sections 7.2.1.2 and 4.7.2.2 require copper and cyanide WQBELs for all individual NPDES permits for municipal wastewater treatment facilities that discharge to San Francisco Bay. Dioxin-TEQ has reasonable potential because the receiving water is impaired for dioxin-TEQ, fish tissue shows elevated levels of dioxin-TEQ, and the discharge could be a source of dioxin-TEQ.



**Table F-9. Reasonable Potential Analysis**

CTR No.	Pollutant	C or Governing Criterion or Objective (µg/L)	MEC or Minimum DL (µg/L) <sup>[1],[2]</sup>	B or Minimum DL (µg/L) <sup>[1],[2]</sup>	RPA Results <sup>[3]</sup>
1	Antimony	4300	0.98	1.8	No
2	Arsenic	36	6.2	2.5	No
3	Beryllium	No Criteria	20	0.22	U
4	Cadmium	3.4	1	0.13	No
5a	Chromium (III)	640	2.2	4.4 <sup>[4]</sup>	No
5b	Chromium (VI)	11	29	4.4 <sup>[4]</sup>	Yes
6	Copper	8.2	95	2.5	Yes <sup>[5]</sup>
7	Lead	8.5	2.7	0.80	No
8	Mercury <sup>[6]</sup>	---	---	---	<sup>[6]</sup>
9	Nickel	13	12	3.7	No
10	Selenium <sup>[6]</sup>	---	---	---	---
11	Silver	2.2	0.25	0.052	No
12	Thallium	6.3	1	0.023	No
13	Zinc	86	120	5.1	Yes
14	Cyanide	2.9	6.6	0.52	Yes <sup>[5]</sup>
15	Asbestos (fibers/L) <sup>[7]</sup>	No Criteria			U
16	2,3,7,8-TCDD (Dioxin)	1.4 E-08	< 1.6 E-06	2.7 E-08	No
	Dioxin-TEQ	1.4 E-08	2.7 E-07	4.1 E-08	Yes <sup>[8]</sup>
17	Acrolein	780	< 2.5	< 0.5	No
18	Acrylonitrile	0.66	< 1	0.03	No
19	Benzene	71	0.5	< 0.05	No
20	Bromoform	360	0.4	< 0.15	No
21	Carbon Tetrachloride	4.4	< 0.25	0.06	No
22	Chlorobenzene	21000	< 0.25	< 0.18	No
23	Chlorodibromomethane	34	< 0.25	< 0.05	No
24	Chloroethane	No Criteria	< 0.4	< 0.38	U
25	2-Chloroethylvinyl Ether	No Criteria	< 1	< 0.28	U
26	Chloroform	No Criteria	0.65	< 0.19	U
27	Dichlorobromomethane	46	< 0.25	< 0.05	No
28	1,1-Dichloroethane	No Criteria	< 0.25	< 0.05	U
29	1,2-Dichloroethane	99	< 0.25	0.04	No
30	1,1-Dichloroethylene	3.2	< 0.25	< 0.21	No
31	1,2-Dichloropropane	39	< 0.25	< 0.05	No
32	1,3-Dichloropropylene	1700	< 0.5	< 0.16	No
33	Ethylbenzene	29000	< 0.25	< 0.26	No

CTR No.	Pollutant	C or Governing Criterion or Objective (µg/L)	MEC or Minimum DL (µg/L) <sup>[1],[2]</sup>	B or Minimum DL (µg/L) <sup>[1],[2]</sup>	RPA Results <sup>[3]</sup>
34	Methyl Bromide	4000	< 0.25	< 0.3	No
35	Methyl Chloride	No Criteria	< 0.25	< 0.3	U
36	Methylene Chloride	1600	< 0.88	22	No
37	1,1,2,2-Tetrachloroethane	11	< 0.25	< 0.05	No
38	Tetrachloroethylene	8.9	< 0.25	< 0.05	No
39	Toluene	200000	1.1	< 0.19	No
40	1,2-Trans-Dichloroethylene	140000	< 0.25	< 0.22	No
41	1,1,1-Trichloroethane	No Criteria	< 0.25	< 0.19	U
42	1,1,2-Trichloroethane	42	< 0.25	< 0.05	No
43	Trichloroethylene	81	< 0.25	< 0.2	No
44	Vinyl Chloride	530	< 0.25	< 0.25	No
45	2-Chlorophenol	400	< 0.1	< 0.7	No
46	2,4-Dichlorophenol	790	< 0.21	< 0.9	No
47	2,4-Dimethylphenol	2300	< 0.52	< 0.8	No
48	2-Methyl-4,6-Dinitrophenol	770	< 1	< 0.6	No
49	2,4-Dinitrophenol	14000	< 1	< 0.7	No
50	2-Nitrophenol	No Criteria	< 0.21	< 0.8	U
51	4-Nitrophenol	No Criteria	< 2.1	< 0.5	U
52	3-Methyl-4-Chlorophenol	No Criteria	< 0.21	< 0.8	U
53	Pentachlorophenol	7.9	< 1	< 0.6	No
54	Phenol	4600000	< 0.1	< 0.5	No
55	2,4,6-Trichlorophenol	6.5	0.1	< 0.97	No
56	Acenaphthene	2700	< 0.1	0.002	No
57	Acenaphthylene	No Criteria	< 0.1	0.001	U
58	Anthracene	110000	< 0.1	0.001	No
59	Benzidine	0.00054	< 5.2	< 0.0003	No
60	Benzo(a)Anthracene	0.049	< 1	0.005	No
61	Benzo(a)Pyrene	0.049	< 0.21	0.002	No
62	Benzo(b)Fluoranthene	0.049	< 0.31	0.005	No
63	Benzo(ghi)Perylene	No Criteria	< 1	0.003	U
64	Benzo(k)Fluoranthene	0.049	< 0.1	0.002	No
65	Bis(2-Chloroethoxy)Methane	No Criteria	< 0.21	< 0.3	U
66	Bis(2-Chloroethyl)Ether	1.4	< 0.052	< 0.3	No
67	Bis(2-Chloroisopropyl)Ether	170000	< 0.1	< 0.6	No
68	Bis(2-Ethylhexyl)Phthalate	5.9	< 2.1	< 0.6	No
69	4-Bromophenyl Phenyl Ether	No Criteria	< 0.1	< 0.23	U

CTR No.	Pollutant	C or Governing Criterion or Objective (µg/L)	MEC or Minimum DL (µg/L) <sup>[1],[2]</sup>	B or Minimum DL (µg/L) <sup>[1],[2]</sup>	RPA Results <sup>[3]</sup>
70	Butylbenzyl Phthalate	5200	< 2.1	< 0.5	No
71	2-Chloronaphthalene	4300	< 0.1	< 0.3	No
72	4-Chlorophenyl Phenyl Ether	No Criteria	< 0.1	< 0.3	U
73	Chrysene	0.049	< 0.1	0.002	No
74	Dibenzo(a,h)Anthracene	0.049	< 0.21	0.001	No
75	1,2-Dichlorobenzene	17000	< 0.25	< 0.27	No
76	1,3-Dichlorobenzene	2600	< 0.25	< 0.18	No
77	1,4-Dichlorobenzene	2600	< 0.25	< 0.18	No
78	3,3'-Dichlorobenzidine	0.077	< 1	< 0.0002	No
79	Diethyl Phthalate	120000	< 0.21	< 0.2	No
80	Dimethyl Phthalate	2900000	< 0.1	< 0.2	No
81	Di-n-Butyl Phthalate	12000	< 0.52	< 0.5	No
82	2,4-Dinitrotoluene	9.1	< 2.1	< 0.27	No
83	2,6-Dinitrotoluene	No Criteria	< 2.1	< 0.29	U
84	Di-n-Octyl Phthalate	No Criteria	< 1	< 0.38	U
85	1,2-Diphenylhydrazine	0.54	< 0.21	0.004	No
86	Fluoranthene	370	< 0.1	0.011	No
87	Fluorene	14000	< 0.1	0.002	No
88	Hexachlorobenzene	0.00077	< 0.1	0.00002	No
89	Hexachlorobutadiene	50	< 0.52	< 0.3	No
90	Hexachlorocyclopentadiene	17000	< 2.1	< 0.3	No
91	Hexachloroethane	8.9	< 0.52	< 0.2	No
92	Indeno(1,2,3-cd) Pyrene	0.049	< 0.42	0.004	No
93	Isophorone	600	< 0.21	< 0.3	No
94	Naphthalene	No Criteria	< 0.052	0.009	U
95	Nitrobenzene	1900	< 0.21	< 0.25	No
96	N-Nitrosodimethylamine	8.1	< 0.31	< 0.3	No
97	N-Nitrosodi-n-Propylamine	1.4	< 0.21	< 0.0002	No
98	N-Nitrosodiphenylamine	16	< 0.21	< 0.001	No
99	Phenanthrene	No Criteria	< 0.1	0.006	U
100	Pyrene	11000	< 0.1	0.019	No
101	1,2,4-Trichlorobenzene	No Criteria	< 0.21	< 0.3	U
102	Aldrin	0.00014	< 0.0017	< 0.00000849	No
103	alpha-BHC	0.013	< 0.0028	0.0005	No
104	beta-BHC	0.046	< 0.0044	0.0004	No
105	gamma-BHC	0.063	< 0.0033	0.001	No

CTR No.	Pollutant	C or Governing Criterion or Objective (µg/L)	MEC or Minimum DL (µg/L) <sup>[1],[2]</sup>	B or Minimum DL (µg/L) <sup>[1],[2]</sup>	RPA Results <sup>[3]</sup>
106	delta-BHC	No Criteria	< 0.0039	0.0001	U
107	Chlordane	0.00059	< 0.088	0.0001	No
108	4,4'-DDT	0.00059	< 0.0044	0.0002	No
109	4,4'-DDE	0.00059	< 0.0033	0.001	No
110	4,4'-DDD	0.00084	< 0.0044	0.0003	No
111	Dieldrin	0.00014	< 0.0022	0.0003	No
112	alpha-Endosulfan	0.0087	< 0.0033	0.0001	No
113	beta-Endosulfan	0.0087	< 0.0022	0.0001	No
114	Endosulfan Sulfate	240	< 0.0033	0.0001	No
115	Endrin	0.0023	< 0.0022	0.00004	No
116	Endrin Aldehyde	0.81	< 0.0022	< 0.005	No
117	Heptachlor	0.00021	< 0.0033	0.00002	No
118	Heptachlor Epoxide	0.00011	< 0.0028	0.0001	No
119-125	PCBs sum <sup>[6]</sup>	---	---	---	<sup>[6]</sup>
126	Toxaphene	0.0002	< 0.28	< 0.000000817	No
	<b>Total Ammonia</b>	<b>1.4</b>	<b>39</b>	<b>0.17</b>	<b>Yes</b>

Footnotes:

- <sup>[1]</sup> The MEC and ambient background concentration are the actual detected concentrations unless preceded by a “<” sign, in which case the value shown is the method detection level (MDL).
- <sup>[2]</sup> The MEC or ambient background concentration is “Unavailable” when there are no monitoring data for the constituent.
- <sup>[3]</sup> RPA Results = Yes, if MEC ≥ WQC, B > WQC and MEC is detected, or Trigger 3  
= No, if MEC and B are < WQC or all effluent data are undetected  
= Unknown (U) if no criteria have been promulgated or data are insufficient.
- <sup>[4]</sup> The maximum ambient background concentrations are based on the total chromium concentration. The chromium (III) and chromium (VI) concentrations are unknown but less than these values.
- <sup>[5]</sup> Reasonable potential is based in whole or part on Basin Plan sections 7.2.1.2 and 4.7.2.2.
- <sup>[6]</sup> SIP section 1.3 excludes from its reasonable potential analysis procedure priority pollutants for which a TMDL has been developed. TMDLs have been developed for mercury and PCBs in San Francisco Bay. Mercury and PCBs from wastewater discharges are regulated by NPDES Permit No. CA0038849, which implements the San Francisco Bay Mercury and PCBs TMDLs. A TMDL has also been developed for selenium in North San Francisco Bay, which includes Central San Francisco Bay. Basin Plan section 7.2.4.5 finds that municipal wastewater dischargers have no reasonable potential to cause or contribute to the selenium impairment in San Francisco Bay segments and, therefore, are not required to have numeric effluent limitations.
- <sup>[7]</sup> Asbestos sampling is only required for discharges to waters with the municipal or domestic supply (MUN) beneficial use. Central San Francisco Bay does not have the MUN beneficial use.
- <sup>[8]</sup> Reasonable potential is based in whole or part on Trigger 3 because San Francisco Bay is impaired for dioxin-TEQ, fish tissue shows elevated levels of dioxin TEQ, and the discharge could be a source of dioxin TEQ.

4.3.3.3. **Acute Toxicity.** During the previous order term, the Dischargers monitored effluent monthly for acute toxicity at 100 percent effluent and did not violate their acute toxicity permit limits. Therefore, there is no reasonable potential

for the discharge to cause or contribute to acute toxicity in the receiving water.

- 4.3.3.4. **Chronic Toxicity.** Toxicity Provisions section III.C.5 requires a chronic toxicity effluent limit for publicly owned treatment works permitted to discharge 5.0 MGD or greater and required to have a pretreatment program under 40 C.F.R. section 403.8(a) as of January 1, 2020. The Dischargers are publicly owned treatment works permitted to discharge 5.0 MGD or more and are required to have pretreatment programs by the terms of 40 C.F.R. section 403.8(a); therefore, a chronic toxicity effluent limit is required.
- 4.3.3.5. **Total Residual Chlorine.** There is reasonable potential to cause or contribute to an exceedance of the Basin Plan's narrative toxicity objective because the Facility disinfects its effluent with chlorine and, without sufficient dichlorination, the discharge could contain chlorine in concentrations that are acutely toxic to aquatic organisms.
- 4.3.3.6. **Enterococcus Bacteria.** The *Water Quality Control Plan for Inland Surface Waters, Enclosed Bays, and Estuaries of California – Part 3, Bacteria Provisions and a Water Quality Standards Variance Policy* requires enterococcus bacteria effluent limitations for discharges to marine and estuarine receiving waters that support the water contact recreation (REC1) beneficial use.
- 4.3.3.7. **Sediment Quality.** Pollutants in some receiving water sediments may be present in quantities that alone or in combination are toxic to benthic communities. The Sediment Quality Plan states that effluent limits to protect sediment quality are to be developed when:
- a direct relationship between the discharge and degraded sediment has been established;
  - the pollutants causing degradation have been identified; and
  - the reductions in pollutant loading needed to restore sediment quality have been estimated.

However, to date there is no evidence directly linking compromised sediment conditions to the discharges subject to this Order; therefore, the Regional Water Board does not find reasonable potential for these discharges to cause or contribute to exceedances of the sediment quality objectives. Nevertheless, the Dischargers continue to participate in the Regional Monitoring Program, which routinely monitors San Francisco Bay sediment and seeks to identify stressors responsible for degraded sediment quality.

- 4.3.4. **Water Quality-Based Effluent Limitations.** WQBELs were developed for the pollutants determined to have reasonable potential to cause or contribute to exceedances of water quality objectives. The WQBEL calculations are based

on the procedures in SIP section 1.4, with the exception of those for enterococcus, chronic toxicity, and chlorine (discussed below).

- 4.3.4.1. **WQBEL Expression.** NPDES regulations at 40 C.F.R. section 122.45(d) require that permit limits for publicly-owned treatment works be expressed as average weekly and average monthly limits, unless impracticable. This Order contains daily limits instead of weekly limits because daily limits better protect against acute water quality effects and are necessary to prevent fish kills or mortality to aquatic organisms. Weekly limits could allow acute and chronic toxicity to occur over shorter periods (acute and chronic aquatic life criteria are typically expressed as one-hour and four-day averages).
- 4.3.4.2. **Mixing Zones and Dilution Credits.** SIP section 1.4.2, Basin Plan section 4.5.1, and Toxicity Provisions section III.C.1 allow mixing zones and dilution credits under certain circumstances. The Dischargers' *Mixing Zone and Dilution Credit Study for the West County Agency Common Outfall Diffuser* (March 17, 2023) estimated the near-field dilution using the Cornell Mixing Zone Expert System (CORMIX) following U.S. EPA guidance. The study determined the dilution for acute conditions to be 141:1 (i.e., one part effluent per 141 total parts receiving water after mixing) using the hydraulic capacity of the outfall diffuser (62 MGD), and determined the dilution for chronic conditions to be 215:1 using the maximum average dry weather flow (11.9 MGD). For the chronic toxicity IWC, the study determined the dilution to be 153:1 using the maximum 4-day running average flow (42.9 MGD).
- 4.3.4.2.1. **Bioaccumulative Pollutants.** For certain bioaccumulative pollutants, dilution credit is significantly restricted or denied. Specifically, these pollutants include dioxin and furan compounds, which appear on the CWA section 303(d) list for Central San Francisco Bay because, based on available data on the concentrations of these pollutants in aquatic organisms, sediment, and the water column, they impair Central San Francisco Bay beneficial uses. The following factors suggest insufficient assimilative capacity in San Francisco Bay for these pollutants.

Tissue samples taken from San Francisco Bay fish show the presence of these pollutants at concentrations greater than screening levels (*Contaminant Concentrations in Fish from San Francisco Bay*, May 1997). The results of a 1994 San Francisco Bay pilot study, presented in *Contaminated Levels in Fish Tissue from San Francisco Bay* (Regional Water Board, 1994) also show elevated levels of chemical contaminants in fish tissues. The Office of Environmental Health and Hazard Assessment completed a preliminary review of the data in the 1994 report and in December 1994 issued an interim consumption advisory covering certain fish species in San Francisco Bay due to the levels of some of these pollutants. The Office of Environmental Health and Hazard Assessment updated this advisory in a May 2011 report, *Health Advisory and Safe Eating Guidelines for San Francisco Bay Fish and Shellfish*, which still

suggests insufficient assimilative capacity in San Francisco Bay for 303(d)-listed pollutants. Therefore, dilution credits are denied for bioaccumulative pollutants on the 303(d) list for which data are lacking on sources and significant uncertainty exists about how different sources contribute to bioaccumulation.

- 4.3.4.2.2. **Non-Bioaccumulative Pollutants (except for ammonia and chronic toxicity).** For copper, cyanide, chromium VI, zinc, and enterococcus, a conservative dilution credit of 10:1 (D=9) has been assigned. The 10:1 dilution credit is based, in part, on Basin Plan Prohibition 1 (Table 4-1), which prohibits discharges with less than 10:1 dilution. SIP section 1.4.2 allows for limiting the dilution credit. The dilution credit is limited for the following reasons:
- 4.3.4.2.2.1. San Francisco Bay is a complex estuarine system with highly variable and seasonal upstream freshwater inflows and diurnal tidal saltwater inputs. SIP section 1.4.3 allows background conditions to be determined on a discharge-by-discharge or water body-by-water body basis. A water body-by-water body approach is taken here due to inherent uncertainties in characterizing ambient background conditions in a complex estuarine system on a discharge-by-discharge basis.
- 4.3.4.2.2.2. Because of the complex hydrology of San Francisco Bay, there are uncertainties in accurately determining an appropriate mixing zone. The models used to predict dilution do not consider the three-dimensional nature of San Francisco Bay currents resulting from the interaction of tidal flushes and seasonal fresh water outflows. Being heavier and colder than fresh water, ocean salt water enters San Francisco Bay on a twice-daily tidal cycle, generally beneath the warmer fresh water that flows seaward. When these waters mix and interact, complex circulation patterns occur due to the varying densities of the fresh and ocean waters. The complex patterns occur throughout San Francisco Bay, but are most prevalent in San Pablo Bay, Carquinez Strait, and Suisun Bay. The locations of this mixing and interaction change depending on the strength of each tide. Additionally, sediment loads from the Central Valley change on a long-term basis, affecting the depth of different parts of San Francisco Bay, resulting in alteration of flow patterns, mixing, and dilution at the outfall.
- 4.3.4.2.3. **Ammonia.** This Order establishes mixing zones consistent with “acute conditions” and “chronic conditions” for its ammonia effluent limit calculations. A conservative estimate of actual initial dilution at the hydraulic capacity of the outfall diffuser (141:1, D=140) was used to represent “acute conditions.” A conservative estimate of actual initial dilution during the maximum average dry weather flow condition (215:1, D=214) was used to represent “chronic conditions.” This is justified because ammonia, a non-persistent pollutant, quickly disperses and

degrades to a non-toxic state. As such, cumulative toxicity associated with ammonia from other unrelated discharges is unlikely.

4.3.4.2.4. **Chronic Toxicity.** A mixing zone corresponding to the maximum 4-day running average flowrate (153:1, D=152) was used for chronic toxicity. This corresponds to an IWC of 0.65 percent assuming there is no ambient chronic toxicity.

4.3.4.2.5. **Chlorine.** For chlorine, a mixing zone corresponding to a conservative estimate of actual initial dilution (141:1, D=140) was used to represent acute conditions. This is justified because chlorine is a non-persistent pollutant that quickly disperses and degrades to a non-toxic state. As such, cumulative toxicity associated with chlorine from other unrelated discharges is unlikely.

4.3.4.3. **WQBEL Calculations.** The following table shows the WQBEL calculations for copper, cyanide, dioxin-TEQ, chromium VI, zinc, and total ammonia in accordance with SIP section 1.4. For dioxin-TEQ and total ammonia, SIP section 1.4 is used as guidance.

**Table F-10. WQBEL Calculations**

PRIORITY POLLUTANTS	Copper	Cyanide	Dioxin-TEQ	Chromium VI	Zinc	Total Ammonia (acute)	Total Ammonia (chronic)
Units	µg/L	µg/L	µg/L	µg/L	µg/L	mg/L as N	mg/L as N
Basis and Criteria type	Basin Plan Site-Specific Objective	Basin Plan Site-Specific Objective	Basin Plan Narrative Objective	Basin Plan Aquatic Life Objective		Basin Plan Aquatic Life Objective	Basin Plan Aquatic Life Objective
Criteria - Acute	---	---	---	16	95	5.3	---
Criteria - Chronic	---	---	---	11	86	---	1.4
Criteria - Human Health	---	220,000	1.4E-08	---	---	---	---
Site-Specific Criteria - Acute	3.9	9.4	---	---	---	---	---
Site-Specific Criteria - Chronic	2.5	2.9	---	---	---	---	---
Water Effects ratio (WER)	2.4	1	1	1	1	1	1
Lowest WQO	6.0	2.9	1.4E-08	11	86	5.3	1.4
Site Specific Translator - MDEL	0.87	---	---	---	---	---	---
Site Specific Translator - AMEL	0.73	---	---	---	---	---	---
Dilution Factor (D) (if applicable)	9	9	0	9	9	140	214



No. of samples per month	4	4	4	4	4	4	30
Aquatic life criteria analysis required? (Y/N)	Y	Y	N	Y	Y	Y	Y
HH criteria analysis required? (Y/N)	N	Y	Y	N	N	N	N
Applicable Acute WQO	11	9.4	---	16	95	5.3	---
Applicable Chronic WQO	8.2	2.9	---	11	86	---	1.4
HH criteria	---	220,000	1.4E-08	---	---	---	---
Background (Maximum Conc for Aquatic Life calc)	2.5	0.52	---	4.4	5.1	0.15	0.08
Background (Average Conc for Human Health calc)	---	0.42	1.6E-08	---	---	---	---
Is the pollutant on the 303d list (Y/N)?	N	N	Y	N	N	N	N
ECA acute	85	89	---	120	910	730	---
ECA chronic	59	24	---	75	810	---	280
ECA HH	---	2,200,000	1.4E-08	---	---	---	---
No. of data points <10 or at least 80% of data reported non detect? (Y/N)	N	N	Y	N	N	N	N
Avg of effluent data points	11	2.4	2.7E-07	2.3	33	28	28
Std Dev of effluent data points	12	1.5	4.3E-08	4	19	8.6	8.6
CV calculated	1.1	0.61	1.6E-01	1.8	0.57	0.31	0.31
CV (Selected) - Final	1.1	0.61	0.6	1.8	0.6	0.31	0.31
ECA acute mult99	0.19	0.32		0.12	0.33	0.52	0.52
ECA chronic mult99	0.34	0.52		0.22	0.54	0.71	0.96
LTA acute	16	28		15	303	380	
LTA chronic	20	13		16	440		270

minimum of LTAs	16	13		15	300	380	270
AMEL mult95	2.0	1.6	1.6	2.7	1.5	1.3	1.1
MDEL mult99	5.4	3.2	3.1	8.1	3.0	1.9	1.9
AMEL (aq life)	32	20		41	460	480	300
MDEL(aq life)	85	40		120	910	730	520
MDEL/AMEL Multiplier	2.6	2.0	2.0	3.0	2.0	1.5	1.8
AMEL (human hth)	---	2,200,000	1.4E-08	---	---	---	---
MDEL (human hth)	---	4,400,000	2.8E-08	---	---	---	---
minimum of AMEL for Aq. life vs HH	32	20	1.4E-08	41	460	480	300
minimum of MDEL for Aq. Life vs HH	85	40	2.8E-08	120	910	730	520
Current limit in permit (30-day average)	41	19	1.4E-08	61	---	57	57
Current limit in permit (daily)	76	41	2.8E-08	120	---	65	65
Final limit - AMEL	32	19	1.4E-08	41	460	57	57
Final limit - MDEL	76	40	2.8E-08	120	910	65	65

4.3.4.4. **Enterococcus Bacteria.** The enterococcus effluent limitations are based on the *Water Quality Control Plan for Inland Surface Waters, Enclosed Bays, and Estuaries of California – Part 3, Bacteria Provisions and a Water Quality Standards Variance Policy*. This Order establishes a mixing zone associated with an initial dilution of 10:1 (D=9) to calculate the enterococcus effluent limitation (see Fact Sheet section 4.3.4.2.2). To establish background conditions, the Dischargers collected two enterococcus receiving water samples near its outfall. The maximum sample result was 1 CFU/100 mL.

The enterococcus effluent limitation was calculated, as specified in SIP section 1.4, using the following equation:

$$ECA = C + D*(C - B)$$

where:

- ECA = Effluent Concentration Allowance (effluent limitation)
- C = Water quality objective (30 CFU/100 mL, 110 CFU/100mL)
- D = Dilution factor (D=9)
- B = Background concentration (1 CFU/100 mL)

This calculation results in a six-week rolling geometric mean enterococcus effluent limitation of 290 CFU/100 mL and a limitation of no more than 10 percent of enterococcus samples in a calendar month exceeding 1,100 CFU/100mL.

- 4.3.4.5. **Chronic Toxicity.** This Order includes chronic toxicity limitations based on Toxicity Provisions section III.C.5. This Order grants a mixing zone for chronic toxicity corresponding to a dilution ratio of at least 153:1, equivalent to an IWC of 0.65 percent effluent. This Order imposes a maximum daily effluent limit (MDEL) and median monthly effluent limit (MMEL) based on testing at the IWC.
- 4.3.4.6. **Total Residual Chlorine.** Where reasonable potential has been established for a pollutant, but there is no numeric objective, water quality-based effluent limitations must be established using (1) U.S. EPA criteria guidance under Clean Water Act (CWA) section 304(a), supplemented where necessary by other relevant information; (2) an indicator parameter for the pollutant of concern; or (3) a calculated numeric water quality criterion, such as a proposed state criterion or policy interpreting a narrative criterion, supplemented with relevant information. The limitations for total residual chlorine in this Order are based on a translation of the narrative toxicity objective using the one-hour average criterion from U.S EPA's *Ambient Water Quality Criteria for Chlorine – 1984* (EPA 440/5-84-030). For marine and estuarine waters, the criterion is 0.013 mg/L. Chlorine dissipates quickly upon entering receiving waters; thus, it is unlikely that discharges that meet one-hour effluent limitations will have chlorine concentrations that persist in receiving waters long enough to cause the four-day water quality criterion to be exceeded.

This Order establishes a mixing zone corresponding to an initial dilution of 141:1, consistent with the Dischargers' modeled dilution for acute conditions described in Fact Sheet section 4.3.4.2, above. This is because chlorine is a non-persistent pollutant that quickly disperses and degrades to a non-toxic state.

This Order uses a simplified equation from SIP section 1.4 because background concentrations for total residual chlorine are assumed to be zero:

$$ECA = (D+1) * C$$

where:

ECA = Effluent Concentration Allowance (effluent limitation)  
C = Water quality criteria (0.013 mg/L)  
D = Dilution factor (D=140)

This calculation results in a one-hour average effluent limitation of 1.8 mg/L.

#### 4.4. Discharge Requirement Considerations

- 4.4.1. **Anti-Backsliding.** This Order complies with the anti-backsliding provisions of CWA sections 402(o) and 303(d)(4), and 40 C.F.R. section 122.44(l), which generally require comparable effluent limitations, standards, and conditions in a reissued permit to be as stringent as those in the previous order. The requirements of this Order are at least as stringent as those in the previous order as amended by Order R2-2023-0023 or otherwise fall under an anti-backsliding exception.

The previous order included two sets of ammonia effluent limits. The more stringent limits became effective on the effective date of the previous order, and the previous order stated that the less stringent limits would become effective once the City of Richmond and Richmond Municipal Sewer District No. 1 completed the Richmond Plant Critical Improvement Project and submitted a completion report as the previous order required. As of January 2024, the City of Richmond and Richmond Municipal Sewer District No. 1 completed the Richmond Plant Critical Improvement Project, excluding replacement of the dissolved air flotation thickener. The dissolved air flotation thickener is part of the Richmond Plant solids handling process and will not affect TSS, BOD, and ammonia concentrations in the effluent. The previous order accommodated this backsliding because the upgrades should improve the treatment at the Richmond Plant by improving BOD and TSS removal efficiencies, but the upgrades will inhibit the conversion of ammonia to nitrate (nitrification). The increased ammonia concentrations at the Richmond Plant will not increase nitrogen loading to the San Francisco Bay because ammonia and nitrate are both bioavailable forms of nitrogen. CWA section 402(o)(2) allows backsliding when there is a substantial alteration of the permitted facility.

Consistent with the intent of the anti-backsliding requirements, however, this Order does not increase the ammonia WQBELs as high as the limits calculated based on the water quality objectives and full dilution. Instead, this Order allows no more backsliding than is necessary for the Dischargers to comply with the revised WQBELs. The Dischargers provided a revised antidegradation analysis, dated October 25, 2018, that estimates the maximum daily influent ammonia concentration at the Richmond Plant after the upgrades to be 65 mg/L and the maximum 30-day average to be 57 mg/L. This Order allows backsliding to these concentrations as WQBELs, consistent with the previous order.

This Order contains new enterococcus bacteria effluent limits based on the *Water Quality Control Plan for Inland Surface Waters, Enclosed Bays, and Estuaries of California – Part 3, Bacteria Provisions and a Water Quality Standards Variance Policy*. The new effluent limits are expressed using different averaging periods than the previous limits, which makes them difficult to compare. Even if the new limits are less stringent, CWA section 402(o)(1) allows for WQBELs to be relaxed if it is consistent with the provisions of CWA section 303(d)(4) and does not result in a violation of water quality standards. CWA section 303(d)(4)(B) applies to this discharge because Central San Francisco Bay attains the water quality level needed for water contact recreation, making it an attainment water. Under CWA section 303(d)(4)(B), a limitation based on a water quality standard or any other permitting standard may only be relaxed where the action is consistent with antidegradation policy. As explained in Fact Sheet section 4.4.2, there will be no degradation to water quality and the change in limits will not result in a violation of water quality standards.

This Order eliminates the acute toxicity effluent limits because, under the Toxicity Provisions, the discharge does not exhibit reasonable potential for acute toxicity. CWA section 303(d)(4)(B) applies to removal of these effluent limits because Central San Francisco Bay is not impaired for toxicity, making it an attainment water. The removal of acute toxicity limits is consistent with section 303(d)(4)(B). As explained in Fact Sheet section 4.4.2, removing these effluent limits will not result in degradation of water quality, and the relaxation will not result in a violation of water quality standards.

This Order does not retain the previous order's total coliform limits because Basin Plan Table 4-2A no longer requires total coliform limits for deepwater discharges to protect shellfish harvesting. The previous order's total coliform effluent limits were water-quality based. CWA section 402(o)(1) allows for relaxation of WQBELs if it is consistent with the provisions of CWA section 303(d)(4). CWA section 303(d)(4)(B) applies to this discharge because Central San Francisco Bay attains the water quality level needed for shellfish harvesting, making it an attainment water. Under CWA section 303(d)(4)(B), a limitation based on a water quality standard or any other permitting standard may only be relaxed where the action is consistent with antidegradation policy. As explained in Fact Sheet section 4.4.2, water quality will not be degraded.

- 4.4.2. **Antidegradation.** This Order complies with the antidegradation provisions of 40 C.F.R. section 131.12 and State Water Board Resolution 68-16. As explained below, this Order does not authorize lowering water quality as compared to the level of discharge authorized in the previous order as amended by Order R2-2023-0023, which is the baseline by which to measure whether degradation will occur. This Order does not allow for an increased flow or a reduced level of treatment relative to the previous order.

The previous order authorized the less stringent ammonia limits as of the completion of the Richmond Plant Critical Improvement Project. Although the portion of that project that affects ammonia has been completed, the entire Richmond Plant Critical Improvement Project has not yet been completed; thus, the less stringent limits have not become effective. This Order authorizes the less stringent ammonia effluent limits and is thus consistent with the antidegradation finding of the previous order. The improvements will limit the nitrification ability of the upgraded plant, but will also provide improved TSS and BOD removal. The new limits and upgrades will not increase nitrogen loading to the San Francisco Bay and degrade water quality because both ammonia and nitrate are bioavailable forms of nitrogen. Furthermore, the less stringent ammonia effluent limits will not be toxic to aquatic life because the limits are still more stringent than necessary to protect aquatic life (see Table F-10 WQBEL Calculations).

Although this Order modifies the enterococcus bacteria limits, the new limits serve a comparable purpose, reflect the most up-to-date water quality objectives, and will not lower water quality related to bacteria in the receiving waters.

This Order imposes new aquatic toxicity requirements. The previous order required acute and chronic toxicity monitoring, imposed effluent limits on acute toxicity, and imposed TRE triggers on chronic toxicity. This Order instead requires chronic toxicity monitoring at the IWC (routine monitoring and MDEL and MMEL compliance tests) and at a waste concentration of 10 percent effluent (surveillance monitoring), which is greater than twice the IWC. It also imposes numeric chronic toxicity limits at the IWC and TRE triggers on chronic toxicity at 10 percent effluent. The surveillance monitoring and TRE triggers will ensure that a comparable level of treatment will be maintained; thus, these requirements will ensure that receiving water quality will not be degraded. As for the acute toxicity limits, chronic toxicity requirements are protective against acute toxicity, which is caused by higher levels of toxicants. For these reasons, water quality will not be degraded.

The removal of total coliform limits will not degrade water quality because the Dischargers must still disinfect bacteria to meet the enterococcus bacteria limits intended to protect water contact recreation. Because enterococcus and total coliform are both indicators for fecal waste, they are removed from wastewater in similar ways. Basin Plan Table 4-2A no longer requires total coliform limits for this deep-water discharge because it is positively buoyant in the receiving waters and thus cannot harm benthic organisms like shellfish.

- 4.4.3. **Stringency of Requirements for Individual Pollutants.** This Order contains both technology-based and water quality-based effluent limitations for individual pollutants. The technology-based requirements implement minimum, applicable federal technology-based requirements. In addition, this Order contains more stringent effluent limitations as necessary to meet water quality standards.

Collectively, this Order's restrictions on individual pollutants are no more stringent than required to implement CWA requirements.

This Order's WQBELs have been derived to implement water quality objectives that protect beneficial uses. The beneficial uses and water quality objectives have been approved pursuant to federal law and are the applicable federal water quality standards. To the extent that WQBELs were derived from the CTR, the CTR is the applicable standard pursuant to 40 C.F.R. section 131.38. The procedures for calculating these WQBELs are based on the CTR, as implemented in accordance with the SIP, which U.S. EPA approved on May 18, 2000. U.S. EPA approved most Basin Plan beneficial uses and water quality objectives prior to May 30, 2000. Beneficial uses and water quality objectives submitted to U.S. EPA prior to May 30, 2000, but not approved by U.S. EPA before that date, are nonetheless "applicable water quality standards for purposes of the CWA" pursuant to 40 C.F.R. section 131.21(c)(1). U.S. EPA approved the remaining beneficial uses and water quality objectives, so they are also applicable water quality standards pursuant to 40 C.F.R. section 131.21(c)(2).

## 5. RATIONALE FOR RECEIVING WATER LIMITATIONS

The receiving water limitations in sections 5.1 and 5.2 of the Order are based on Basin Plan narrative and numeric water quality objectives. The receiving water limitation in section 5.3 of the Order requires compliance with federal and State water quality standards in accordance with the CWA and regulations adopted thereunder.

## 6. RATIONALE FOR PROVISIONS

**6.1. Standard Provisions.** Attachment D contains standard provisions that apply to all NPDES permits in accordance with 40 C.F.R. section 122.41 and additional conditions applicable to specific categories of permits in accordance with 40 C.F.R. section 122.42. The Dischargers must comply with these provisions. The conditions set forth in 40 C.F.R. sections 122.41(a)(1) and (b) through (n) apply to all state-issued NPDES permits and must be incorporated into permits either expressly or by reference.

In accordance with 40 C.F.R. section 123.25(a)(12), states may omit or modify conditions to impose more stringent requirements. Attachment G contains standard provisions that supplement the provisions in Attachment D. This Order omits the federal conditions that address enforcement authority specified in 40 C.F.R. sections 122.41(j)(5) and (k)(2) because the State's enforcement authority under the Water Code is more stringent. In lieu of these conditions, this Order incorporates Water Code section 13387(e) by reference.

**6.2. Monitoring and Reporting Provisions.** CWA section 308 and 40 C.F.R. sections 122.41(h), 122.41(j)-(l), 122.44(i), and 122.48 require that NPDES permits specify monitoring and reporting requirements. Water Code section 13383 also authorizes

the Regional Water Board to establish monitoring, inspection, entry, reporting, and recordkeeping requirements. The MRP establishes monitoring, reporting, and recordkeeping requirements that implement federal and State requirements. For more background regarding these requirements, see Fact Sheet section 7.

### 6.3. Special Provisions

- 6.3.1. **Reopener Provisions.** These provisions are based on 40 C.F.R. sections 122.62 and 122.63 and allow modification of this Order and its effluent limitations as necessary in response to updated water quality objectives, regulations, or other new and relevant information that may become available in the future, and other circumstances as allowed by law.
- 6.3.2. **Effluent Characterization Study and Report.** This Order does not include WQBELs for pollutants that do not demonstrate reasonable potential, but this provision requires the Dischargers to evaluate monitoring data to verify that the reasonable potential analysis conclusions of this Order remain valid. This requirement is authorized pursuant to 40 C.F.R. section 122.41(h) and Water Code section 13383, and it is necessary to inform the next permit reissuance and to ensure that the Dischargers take timely steps in response to any unanticipated change in effluent quality during the term of this Order.
- 6.3.3. **Pollutant Minimization Program.** This provision is based on Basin Plan section 4.13.2 and SIP section 2.4.5.
- 6.3.4. **Special Provisions for Publicly-Owned Treatment Works**
- 6.3.4.1. **Pretreatment Program.** This provision is based on 40 C.F.R. part 403. The Dischargers implement pretreatment programs due to the nature and volume of industrial influent to their treatment plants. This provision lists the Dischargers' responsibilities regarding their pretreatment programs and requires compliance with the provisions in Attachment H, "Pretreatment Requirements."
- 6.3.4.2. **Sludge and Biosolids Management.** This provision is based on Basin Plan section 4.17. "Sludge" refers to the solid, semisolid, and liquid residue removed during primary, secondary, and advanced wastewater treatment processes. "Biosolids" refers to sludge that has been treated and may be beneficially reused.
- 6.3.4.3. **Sanitary Sewer System Management.** The Dischargers' sanitary sewer systems are part of the Facility regulated through this Order. This provision requires compliance with Attachments D and G and states that these requirements may be satisfied by separately complying with State Water Board Order WQ 2022-0103-DWQ (Statewide Waste Discharge Requirements General Order for Sanitary Sewer Systems). These statewide WDRs require public agencies that own or operate sanitary sewer systems with one or more miles of sewer lines to enroll for coverage and comply with



requirements to develop sanitary sewer management plans and report sanitary sewer overflows, among other provisions and prohibitions. The statewide WDRs contain requirements for operation and maintenance of sanitary sewer systems and for reporting and mitigating sanitary sewer overflows that are more extensive and, therefore, more stringent than the standard provisions in Attachments D and G. Compliance with the statewide WDRs will satisfy the corresponding requirements in Attachments D and G.

### 6.3.5. Other Special Provisions

- 6.3.5.1. **Tasks to Improve Treatment Reliability.** The previous order included a provision that required the City of Richmond and Richmond Municipal Sewer District No. 1 to complete the following projects: construction of a new headworks with bar screens and grit removal, replacement of the mechanical surface aerators with a diffused aeration system, replacement of the secondary clarifier mechanisms, replacement of the dissolved air flotation thickener with a rotary drum thickener, replacement of the shared dechlorination system, and submission of a Treatment Plant Improvement Completion Report. The previous order required these projects to ensure reliable treatment at the Richmond Plant and to prevent more TSS and BOD effluent limit violations. During the previous order term, the City of Richmond and Richmond Municipal Sewer District No. 1 completed these projects, except for the replacement of their dissolved air flotation thickener with a rotary drum thickener and the submission of the completion report. This Order requires the City of Richmond and Richmond Municipal Sewer District No. 1 to complete these tasks.
- 6.3.5.2. **Tasks to Reduce Blending.** Consistent with Attachment D section 1.7 and 40 C.F.R. section 122.41(m), the City of Richmond and Richmond Municipal Sewer District No. 1 submitted a Utility Analysis with the permit reissuance application to determine whether any feasible alternatives are available to reduce blending. The analysis indicated that, due to the ongoing Richmond Plant Critical Improvement Project and the costs and schedule required by that project, the City of Richmond and Richmond Municipal Sewer District No. 1 cannot feasibly expand their primary or secondary treatment plant capacity at this time. During the previous order term, the City of Richmond and Richmond Municipal Sewer District No. 1 installed updated grit removal, fine bar screens, new diffused aerators in its aeration basins, and replacement mechanisms in their secondary clarifiers. To reduce wet weather flows to the Richmond Plant associated with excessive inflow and infiltration of stormwater into the sewer collection system, this Order requires the City of Richmond and Richmond Municipal Sewer District No. 1 to invest a minimum of \$22.4 million in gravity sewer improvement projects within their sanitary sewer system.

The analysis and reporting requirements are based on 40 C.F.R. section 122.41(m). The requirement to complete a utility analysis that contains the

elements described in U.S. EPA's proposed Peak Wet Weather Policy (December 2005) relies on U.S. EPA's draft policy as guidance. The draft policy describes information suitable to demonstrate that the conditions of 40 C.F.R. section 122.41(m)(4)(b) are met.

- 6.3.5.3. **Tasks to Eliminate Overflows.** This provision is required to ensure that the West County Wastewater District properly operates and maintains its sanitary sewer system to prevent excessive infiltration and inflow and related unauthorized discharges. Excessive infiltration into the sanitary sewer system during a large storm caused the 41.4-million-gallon overflow in January 2023 (see Fact Sheet Section 2.4.1). Provision 6.3.5.3 requires West County Wastewater District to invest a minimum of \$15 million in sanitary sewer system improvement projects.
- 6.3.5.4. **Chlorine Process Control Plan.** This provision is necessary to ensure that using a water quality-based effluent limit for chlorine WQBEL is consistent with antidegradation policies. The provision requires the Dischargers to implement Chlorine Process Control Plans to target a chlorine residual of 0.0 mg/L at the discharge point. This will ensure that chlorine will typically not be present in discharge and, if chlorine is detected, the duration of such discharges will be relatively short. This provision continues the requirements put in place by Order R2-2023-0023.
- 6.3.5.5. **Copper Action Plan.** This provision is based on Basin Plan section 7.2.1.2 and is necessary to ensure that use of copper site-specific objectives is consistent with antidegradation policies. The West County Wastewater District and the City of Richmond and Richmond Municipal Sewer District No. 1 submitted their inventories of potential copper sources with their respective Pollution Prevention Reports dated February 27 and February 28, 2024. This provision requires the Dischargers to implement pretreatment, source control, and pollution prevention for identified copper sources. Additional actions may be necessary depending on the three-year rolling mean copper concentration in Central San Francisco Bay. Data the San Francisco Estuary Institute compiled for 2015-2019 indicate no degradation of San Francisco Bay water quality with respect to copper (<http://www.sfei.org/pages/copper-site-specific-objective-3-year-rolling-averages-0>).
- 6.3.5.6. **Cyanide Action Plan.** This provision is based on Basin Plan section 4.7.2.2 and is necessary to ensure that use of cyanide site-specific objectives is consistent with antidegradation policies. The threshold for considering influent cyanide concentrations to indicate a possible "significant cyanide discharge" in the Dischargers' service area is set at 18 µg/L. This threshold is consistent with the previous order. Because the Dischargers observed a maximum influent cyanide concentration of less than 5 µg/L during the previous permit term, influent concentrations greater than 18 µg/L could indicate a significant cyanide source.

- 6.3.5.7. **Resource Recovery from Anaerobically Digestible Material.** Standard Operating Procedures are required for publicly-owned treatment works that accept hauled waste food, fats, oil, and grease for injection into anaerobic digesters. The development and implementation of Standard Operating Procedures for management of these materials is intended to allow the California Department of Resources Recycling and Recovery to exempt this activity from separate and redundant permitting programs. Some POTWs choose to accept organic material, such as waste food, fats, oils, and grease, into their anaerobic digesters to increase production of methane and other biogases for energy production and to prevent such materials from being discharged into the collection system and potentially causing sanitary sewer overflows. The California Department of Resources Recycling and Recovery has proposed to exempt publicly-owned treatment works from Process Facility/Transfer Station permit requirements when the same activity is regulated under WDRs or NPDES permits. The proposed exemption is restricted to anaerobically digestible materials that have been prescreened, slurried, processed, and conveyed in a closed system for codigestion with regular sewage sludge. The exemption requires that the publicly-owned treatment works develop Standard Operating Procedures for proper handling, processing, tracking, and management of anaerobically digestible material.
- 6.3.5.8. **Average Annual Selenium Load.** This provision is based on Basin Plan section 7.2.4.5. The information will be used to confirm that selenium loads are consistent with wasteload allocations established in the North San Francisco Bay Selenium TMDL. The requirements regarding treatment of estimated and non-detect values are consistent with the load calculations performed for the North San Francisco Bay Selenium TMDL.
- 6.3.5.9. **Sludge Leachate Line Operations and Maintenance.** This provision is required to ensure that the Dischargers properly operate and maintain their sludge leachate line to ensure ongoing reliability in accordance with Attachments D and G, section 1.4. V&A Consulting Engineers, Inc. evaluated the condition of the sludge leachate line and reported its findings in *Sludge/Leachate Line Condition Assessment Final Report* (April 2018). V&A Consulting Engineers, Inc. documented corrosion, estimated some areas of the pipeline to have a remaining service life of 9 years, found the vaults to be in “poor condition,” and noted the Air Release Valves were likely inoperable due to corrosion. V&A Consulting Engineers, Inc. listed recommendations to address these issues. The West County Wastewater District repaired the sludge leachate line’s cathodic protection system 2023.
- The Dischargers are conducting a new assessment of the sludge leachate line in 2024. Provision 6.3.5.9 requires the Dischargers to complete the new assessment, conduct necessary repairs as recommended by the assessment, and create and implement a plan for continued operations and maintenance of the line.

## 7. RATIONALE FOR MONITORING AND REPORTING REQUIREMENTS

The following provides the rationale for the monitoring and reporting requirements in the MRP.

### 7.1. Monitoring Requirements Rationale

- 7.1.1. **Influent Monitoring.** Influent flow monitoring at Monitoring Locations INF-002 and INF-003 is necessary to understand Facility operations and to evaluate compliance with Discharge Prohibition 3.4, which prohibits average dry weather influent flow greater than 12.5 MGD at the West County Plant and 16 MGD at the Richmond Plant. Influent BOD and TSS monitoring is necessary to evaluate compliance with this Order's 85 percent removal requirements. Basin Plan section 4.7.2.2 requires cyanide monitoring because this Order is based on site-specific cyanide water quality objectives.
- 7.1.2. **Effluent Monitoring.** Effluent flow monitoring at Monitoring Locations EFF-001, EFF-001B, EFF-002, EFF-002B, and EFF-003 is necessary to understand Facility operations. Monitoring for the other parameters specified in the MRP is necessary to evaluate compliance with this Order's effluent limitations. Effluent monitoring at Monitoring locations EFF-001 and EFF-001B is necessary to conduct future reasonable potential analyses.
- 7.1.3. **Toxicity Testing.** Toxicity tests are necessary to evaluate compliance with this Order's effluent limitations. Chronic toxicity tests are also necessary to evaluate whether the Toxicity Provisions' chronic toxicity water quality objectives are met, to conduct future reasonable potential analyses, and to evaluate whether Toxicity Reduction Evaluations are needed (CWC § 13383).

The Toxicity Provisions require routine monitoring and MDEL and MMEL compliance tests for chronic toxicity at the IWC to ensure compliance with toxicity effluent limitations. This Order grants a mixing zone for chronic toxicity corresponding to a dilution ratio of at least 153:1 ( $D=152$ ), equivalent to an IWC of 0.65 percent. The Dischargers must evaluate the MDEL and MMEL based on the IWC.

Because the Dischargers' IWC is less than 5 percent effluent, this Order requires surveillance monitoring at an effluent concentration of 10 percent. The Dischargers are required to report results for surveillance monitoring at monitoring location SUR-001 instead of EFF-001 to distinguish surveillance monitoring results from monitoring used to evaluate compliance with effluent limits.

Until the Dischargers complete a new toxicity screening that satisfies the minimum screening requirements stated in Toxicity Provisions III.C.2.a, this Order retains the requirement to use the mysid shrimp (*Americamysis bahia*), for chronic toxicity tests based on the Dischargers' September 2012 chronic toxicity species sensitive screening.

MRP Appendix E-1, section 2.1.2, requires a new chronic toxicity screening that satisfies the minimum screening requirements stated in Toxicity Provisions section III.C.2.a within 18 months of the effective date of this Order. The Toxicity Provisions require that data be analyzed using the TST, and the test species include one vertebrate, one invertebrate, and one aquatic plant/algae from Table 1 of Toxicity Provisions section III.B.2. The Toxicity Provisions species screening requirements are summarized in MRP Appendix E-2. West County Agency submitted the *West County Agency Chronic Toxicity Species Sensitivity Screening Work Plan* in April 2023, estimating completion in 2024.

After two years of monitoring at the instream waste concentration of 0.65 percent or after the species sensitivity screening, this Order reduces the routine monitoring frequency for chronic toxicity from monthly to quarterly if the Dischargers report no “fails” at the instream waste concentration. This reduction in monitoring frequency is consistent with the minimum number of compliance samples Toxicity Provisions section III.C.4.b.i(B) requires to reduce the routine monitoring frequency.

- 7.1.4. **Receiving Water Monitoring.** The Dischargers are required to continue participating in the Regional Monitoring Program, which involves collecting data on pollutants and toxicity in San Francisco Bay water, sediment, and biota. This monitoring is necessary to characterize the receiving water and the effects of the discharge this Order authorizes.
- 7.1.5. **Pretreatment and Biosolids Monitoring.** The pretreatment and biosolids monitoring requirements for influent, effluent, and biosolids are necessary to evaluate compliance with pretreatment requirements.
- 7.1.6. **Recycled Water Monitoring.** The recycled water monitoring and reporting requirements incorporate the existing requirements of State Water Board Order WQ 2019-0037-EXEC (Amending Monitoring and Reporting Programs for Waste Discharge Requirements, National Pollutant Discharge Elimination System Permits, Water Reclamation Requirements, Master Recycling Permits, and General Waste Discharge Requirements), issued on July 24, 2019, pursuant to Water Code section 13267 and 13383.
- 7.1.7. **Other Monitoring Requirements.** Pursuant to CWA section 308, U.S. EPA requires some dischargers to participate in a Discharge Monitoring Report-Quality Assurance (DMR-QA) Study Program that evaluates the analytical abilities of laboratories that perform or support NPDES permit-required monitoring. The program applies to discharger laboratories and contract laboratories, and evaluates each laboratory’s ability to analyze wastewater samples to produce quality data that ensure the integrity of the NPDES program. There are two options to comply: (1) dischargers may obtain and analyze DMR-QA samples, or (2) pursuant to a waiver U.S. EPA issued to the State Water Board, dischargers may submit results from the most recent Water Pollution Performance Evaluation Study. MRP section 1.4 requires dischargers

to ensure that the results of the DMR-QA Study or most recent Water Pollution Performance Evaluation Study are submitted to the State Water Board, which forwards the results to U.S. EPA.

**7.2. Monitoring Requirements Summary.** The table below summarizes routine monitoring requirements. This table is for informational purposes only. The actual requirements are specified in the MRP and elsewhere in this Order.

**Table F-11. Monitoring Requirements Summary**

Parameter <sup>[1]</sup>	Influent INF-002 and INF-003 <sup>[2]</sup>	Effluent EFF-001 <sup>[2]</sup>	Effluent EFF-001B (blending)	Effluent EFF-002 and EFF-003 <sup>[2]</sup>	Effluent EFF-002B (blending) <sup>[2]</sup>	Biosolids BIO-002 and BIO-003
Flow	Continuous/D	Continuous/D	Continuous/D	Continuous/D	Continuous/D	-
BOD	3/Week	-	-	3/Week	1/Year <sup>[3]</sup>	-
TSS	3/Week	-	-	3/Week	1/Day	-
Cyanide	1/Month	1/Month	1/Year <sup>[3]</sup>	1/Month	-	2/Year
Total Residual Chlorine	-	Continuous/D	Continuous/D	-	-	-
Ammonia, Total	-	1/Month	1/Year <sup>[3]</sup>	-	-	-
Copper, Total Recoverable	-	1/Month	1/Year <sup>[3]</sup>	-	-	-
Zinc	-	1/Month	1/Year <sup>[3]</sup>	-	-	-
Chromium (VI), Total Recoverable	1/Month	1/Month	1/Year <sup>[3]</sup>	1/Month	-	2/Year
Chronic Toxicity – Routine	-	1/Month <sup>[4]</sup>	-	-	-	-
Chronic Toxicity – Surveillance	-	2/Year	-	-	-	-
Dioxin-TEQ	-	Once	-	-	-	-
Selenium	-	1/Year	-	-	-	-
Priority Pollutants <sup>[5]</sup>	-	Once	-	-	-	-
pH	-	-	-	3/Week	1/Day or Continuous/D	-
Enterococcus Bacteria	-	-	-	3/Week	1/Day	-
Volume of partially-treated wastewater	-	-	-	-	1/Blending Event	-
Duration of blending event	-	-	-	-	1/Blending Event	-

Parameter <sup>[1]</sup>	Influent INF-002 and INF-003 <sup>[2]</sup>	Effluent EFF-001 <sup>[2]</sup>	Effluent EFF-001B (blending)	Effluent EFF-002 and EFF-003 <sup>[2]</sup>	Effluent EFF-002B (blending) <sup>[2]</sup>	Biosolids BIO-002 and BIO-003
VOC <sup>[6]</sup>	1/Year	-	-	Once	-	1/Year
BNA <sup>[7]</sup>	1/Year	-	-	Once	-	1/Year
Metals and Other Elements <sup>[8]</sup>	1/Month	-	-	1/Month	-	2/Year
Mercury	1/Quarter	-	-	1/Quarter	-	2/Year

Footnotes:

- <sup>[1]</sup> The Dischargers must also comply with the monitoring requirements in the Mercury and PCBs Watershed Permit (NPDES Permit CA0038849) and the Nutrients Watershed Permit (NPDES Permit CA0038873).
- <sup>[2]</sup> The MRP defines these sampling locations and frequencies.
- <sup>[3]</sup> If a TSS sample collected on the same day at EFF-002B exceeds 45 mg/L, the frequency is to be once per day.
- <sup>[4]</sup> Chronic toxicity tests shall be performed in accordance with MRP Section 5. The monitoring frequency shall be reduced to quarterly if no chronic toxicity test over the previous two years results in a "fail" at the instream waste concentration or if no chronic toxicity test during the species sensitivity screening (required by MRP Appendix E-1, section 2.1.1) results in a "fail" at the instream waste concentration.
- <sup>[5]</sup> Priority pollutants are listed in Attachment G, Table B. This monitoring is required by provision 6.3.2 of the Order.
- <sup>[6]</sup> VOC: volatile organic compounds
- <sup>[7]</sup> BNA: base/neutrals and acid extractable organic compounds
- <sup>[8]</sup> The metals and other elements are arsenic, cadmium, copper, lead, nickel, selenium, silver, and zinc.

## 8. PUBLIC PARTICIPATION

The Regional Water Board considered the issuance of WDRs that will serve as an NPDES permit for the Facility. As a step in the WDR adoption process, Regional Water Board staff developed tentative WDRs and encouraged public participation in the WDR adoption process.

**8.1. Notification of Interested Parties.** The Regional Water Board notified the Dischargers and interested agencies and persons of its intent to prescribe WDRs for the discharge, and provided an opportunity to submit written comments and recommendations. The public had access to the agenda and any changes in dates and locations through the [Regional Water Board's website](http://waterboards.ca.gov/sanfranciscobay) (waterboards.ca.gov/sanfranciscobay).

**8.2. Written Comments.** Interested persons were invited to submit written comments concerning the tentative WDRs as explained through the notification process. Comments were to be submitted either in person, by e-mail, or by mail to the Executive Office at the Regional Water Board at 1515 Clay Street, Suite 1400, Oakland, California 94612, to the attention of Kerry O'Connor.

Written comments were due at the Regional Water Board office by 5:00 p.m. on May 10, 2024.

**8.3. Public Hearing.** The Regional Water Board held a public hearing on the tentative Order during its regular meeting at the following date and time:

Date: June 12, 2024

Time: 9:00 a.m.

Contact: Kerry O'Connor, (510) 622-2465,  
[Kerry.OConnor@waterboards.ca.gov](mailto:Kerry.OConnor@waterboards.ca.gov)

Interested persons were provided notice of the hearing and information on how to participate. During the public hearing, the Regional Water Board heard testimony pertinent to the discharge and Order.

Dates and venues can change. The [Regional Water Board's website](https://www.waterboards.ca.gov/sanfranciscobay) is ([waterboards.ca.gov/sanfranciscobay](https://www.waterboards.ca.gov/sanfranciscobay)), where one can access the current agenda for changes.

- 8.4. Reconsideration of Waste Discharge Requirements.** Any person aggrieved by this Regional Water Board action may petition the State Water Board to review the action in accordance with Water Code section 13320 and California Code of Regulations, title 23, sections 2050. The State Water Board must receive the petition at the following address within 30 calendar days of the date of Regional Water Board action:

State Water Resources Control Board  
Office of Chief Counsel  
P.O. Box 100, 1001 I Street  
Sacramento, CA 95812-0100

A petition may also be filed by email at [waterqualitypetitions@waterboards.ca.gov](mailto:waterqualitypetitions@waterboards.ca.gov).

For instructions on how to file a water quality petition for review, see the [Water Board's petition instructions](https://www.waterboards.ca.gov/public_notices/petitions/water_quality/wqpetition_instr.shtml) ([waterboards.ca.gov/public\\_notices/petitions/water\\_quality/wqpetition\\_instr.shtml](https://www.waterboards.ca.gov/public_notices/petitions/water_quality/wqpetition_instr.shtml)).

- 8.5. Information and Copying.** Supporting documents and comments received are on file. To review these documents, please contact Melinda Wong, the Regional Water Board's custodian of records, by calling (510) 622-2300 or emailing [Melinda.Wong@waterboards.ca.gov](mailto:Melinda.Wong@waterboards.ca.gov). Document copying may be arranged.
- 8.6. Register of Interested Persons.** Any person interested in being placed on the mailing list for information regarding the WDRs and NPDES permit should contact the Regional Water Board, reference the Facility, and provide a name, address, and phone number.
- 8.7. Additional Information.** Requests for additional information or questions regarding this Order should be directed to Kerry O'Connor, (510) 622-2465, [Kerry.OConnor@waterboards.ca.gov](mailto:Kerry.OConnor@waterboards.ca.gov).



**ATTACHMENT G - REGIONAL STANDARD PROVISIONS,  
AND MONITORING AND REPORTING REQUIREMENTS  
(SUPPLEMENT TO ATTACHMENT D)**

**Contents**

1.	STANDARD PROVISIONS – PERMIT COMPLIANCE .....	G-2
2.	STANDARD PROVISIONS – PERMIT ACTION – NOT SUPPLEMENTED .....	G-4
3.	STANDARD PROVISIONS – MONITORING .....	G-4
4.	STANDARD PROVISIONS – RECORDS .....	G-8
5.	STANDARD PROVISIONS – REPORTING.....	G-10
6.	STANDARD PROVISIONS – ENFORCEMENT – NOT SUPPLEMENTED .....	G-16
7.	ADDITIONAL PROVISIONS – NOTIFICATION LEVELS – NOT SUPPLEMENTED.....	G-16
8.	DEFINITIONS – ADDITION TO ATTACHMENT D .....	G-16

## **ATTACHMENT G – REGIONAL STANDARD PROVISIONS, AND MONITORING AND REPORTING REQUIREMENTS (SUPPLEMENT TO ATTACHMENT D)**

### **APPLICABILITY**

This document supplements the requirements of Federal Standard Provisions (Attachment D). For clarity, these provisions are arranged using to the same headings as those used in Attachment D.

#### **1. STANDARD PROVISIONS – PERMIT COMPLIANCE**

**1.1. Duty to Comply** – Not Supplemented

**1.2. Need to Halt or Reduce Activity Not a Defense** – Not Supplemented

**1.3. Duty to Mitigate** – Supplement to Attachment D, Provision 1.3.

**1.3.1. Contingency Plan.** The Discharger shall maintain a Contingency Plan as prudent in accordance with current facility emergency planning. The Contingency Plan shall describe procedures to ensure that existing facilities remain in, or are rapidly returned to, operation in the event of a process failure or emergency incident, such as employee strike, strike by suppliers of chemicals or maintenance services, power outage, vandalism, earthquake, or fire. The Discharger may combine the Contingency Plan and Spill Prevention Plan (see Provision 1.3.2, below) into one document. In accordance with Regional Water Board Resolution No. 74-10, discharge in violation of the permit where the Discharger has failed to develop and implement a Contingency Plan as described below may be the basis for considering the discharge a willful and negligent violation of the permit pursuant to California Water Code section 13387. The Contingency Plan shall, at a minimum, provide for the following:

1.3.1.1. Sufficient personnel for continued facility operation and maintenance during employee strikes or strikes against contractors providing services;

1.3.1.2. Maintenance of adequate chemicals or other supplies, and spare parts necessary for continued facility operations;

1.3.1.3. Emergency standby power;

1.3.1.4. Protection against vandalism;

1.3.1.5. Expeditious action to repair failures of, or damage to, equipment, including any sewer lines;

1.3.1.6. Reporting of spills and discharges of untreated or inadequately treated wastes, including measures taken to clean up the effects of such discharges; and

- 1.3.1.7. Maintenance, replacement, and surveillance of physical condition of equipment and facilities, including any sewer lines.
- 1.3.2. **Spill Prevention Plan.** The Discharger shall maintain a Spill Prevention Plan to prevent accidental discharges and to minimize the effects of any such discharges. The Spill Prevention Plan shall do the following:
  - 1.3.2.1. Identify the possible sources of accidental discharge, untreated or partially-treated waste bypass, and polluted drainage;
  - 1.3.2.2. State when current facilities and procedures became operational and evaluate their effectiveness; and
  - 1.3.2.3. Predict the effectiveness of any proposed facilities and procedures and provide an implementation schedule with interim and final dates when the proposed facilities and procedures will be constructed, implemented, or operational.
- 1.4. **Proper Operation and Maintenance** – Supplement to Attachment D, Provision 1.4
  - 1.4.1. **Operation and Maintenance Manual.** The Discharger shall maintain an Operation and Maintenance Manual to provide the plant and regulatory personnel with a source of information describing all equipment, recommended operational strategies, process control monitoring, and maintenance activities. To remain a useful and relevant document, the Operation and Maintenance Manual shall be kept updated to reflect significant changes in treatment facility equipment and operational practices. The Operation and Maintenance Manual shall be maintained in usable condition and be available for reference and use by all relevant personnel and Regional Water Board staff.
  - 1.4.2. **Wastewater Facilities Status Report.** The Discharger shall maintain a Wastewater Facilities Status Report and regularly review, revise, or update it, as necessary. This report shall document how the Discharger operates and maintains its wastewater collection, treatment, and disposal facilities to ensure that all facilities are adequately staffed, supervised, financed, operated, maintained, repaired, and upgraded as necessary to provide adequate and reliable transport, treatment, and disposal of all wastewater from both existing and planned future wastewater sources under the Discharger's service responsibilities.
  - 1.4.3. **Proper Supervision and Operation of Publicly-Owned Treatment Works (POTWs).** POTWs shall be supervised and operated by persons possessing certificates of appropriate grade pursuant to Title 23, section 3680, of the California Code of Regulations.

**1.5. Property Rights – Not Supplemented**

**1.6. Inspection and Entry – Not Supplemented**

**1.7. Bypass – Not Supplemented**

**1.8. Upset – Not Supplemented**

**1.9. Other – Addition to Attachment D**

- 1.9.1. Neither the treatment nor the discharge of pollutants shall create pollution, contamination, or nuisance as defined by California Water Code section 13050.
- 1.9.2. Collection, treatment, storage, and disposal systems shall be operated in a manner that precludes public contact with wastewater. If public contact with wastewater could reasonably occur on public property, warning signs shall be posted.
- 1.9.3. If the Discharger submits a timely and complete Report of Waste Discharge for permit reissuance, this permit shall continue in force and effect until the permit is reissued or the Regional Water Board rescinds the permit.

**2. STANDARD PROVISIONS – PERMIT ACTION – NOT SUPPLEMENTED**

**3. STANDARD PROVISIONS – MONITORING**

**3.1. Sampling and Analyses – Supplement to Attachment D, Provisions 3.1 and 3.2**

- 3.1.1. **Certified Laboratories.** Water and waste analyses shall be performed by a laboratory certified for these analyses in accordance with California Water Code section 13176.
- 3.1.2. **Minimum Levels.** For the 126 priority pollutants, the Discharger should use the analytical methods listed in Table B unless the Monitoring and Reporting Program (MRP, Attachment E) requires a particular method or minimum level (ML). All monitoring instruments and equipment shall be properly calibrated and maintained to ensure accuracy of measurements.
- 3.1.3. **Monitoring Frequency.** The MRP specifies the minimum sampling and analysis schedule.
  - 3.1.3.1. **Sample Collection Timing**
    - 3.1.3.1.1. The Discharger shall collect influent samples on varying days selected at random and shall not include any plant recirculation or other sidestream wastes, unless otherwise stipulated in the MRP. The Executive Officer may approve an alternative influent sampling plan if it is representative of plant influent and complies with all other permit requirements.

- 3.1.3.1.2. The Discharger shall collect effluent samples on days coincident with influent sampling, unless otherwise stipulated by the MRP. If influent sampling is not required, the Discharger shall collect effluent samples on varying days selected at random, unless otherwise stipulated in the MRP. The Executive Officer may approve an alternative effluent sampling plan if it is representative of plant discharge and in compliance with all other permit requirements.
- 3.1.3.1.3. The Discharger shall collect effluent grab samples during periods of daytime maximum peak flows (or peak flows through biological treatment units for facilities that recycle effluent).
- 3.1.3.1.4. Effluent sampling for conventional pollutants shall occur on at least one day of any multiple-day bioassay the MRP requires. During the course of the bioassay, on at least one day, the Discharger shall collect and retain samples of the discharge. In the event that a bioassay result does not comply with effluent limitations, the Discharger shall analyze the retained samples for pollutants that could be toxic to aquatic life and for which it has effluent limitations.
- 3.1.3.1.4.1. The Discharger shall perform bioassays on final effluent samples; when chlorine is used for disinfection, bioassays shall be performed on effluent after chlorination and dechlorination; and
- 3.1.3.1.4.2. The Discharger shall analyze for total ammonia nitrogen and calculate the amount of un-ionized ammonia whenever test results fail to meet effluent limitations.
- 3.1.3.2. **Conditions Triggering Accelerated Monitoring**
- 3.1.3.2.1. **Average Monthly Effluent Limitation Exceedance.** If the results from two consecutive samples of a constituent monitored in a particular month exceed the average monthly effluent limitation for any parameter (or if the required sampling frequency is once per month or less and the monthly sample exceeds the average monthly effluent limitation), the Discharger shall, within 24 hours after the results are received, increase its sampling frequency to daily until the results from the additional sampling show that the parameter complies with the average monthly effluent limitation.
- 3.1.3.2.2. **Maximum Daily Effluent Limitation Exceedance.** If a sample result exceeds a maximum daily effluent limitation, the Discharger shall, within 24 hours after the result is received, increase its sampling frequency to daily until the results from two samples collected on consecutive days show compliance with the maximum daily effluent limitation.
- 3.1.3.2.3. **Acute Toxicity.** If final or intermediate results of an acute bioassay indicate a violation or threatened violation (e.g., the percentage of surviving test organisms of any single acute bioassay is less than

70 percent), the Discharger shall initiate a new test as soon as practical or as described in applicable State Water Board plan provisions that become effective after adoption of these Regional Standard Provisions. The Discharger shall investigate the cause of the mortalities and report its findings in the next self-monitoring report.

- 3.1.3.2.4. **Chlorine.** The Discharger shall calibrate chlorine residual analyzers against grab samples as frequently as necessary to maintain accurate control and reliable operation. If an effluent violation is detected, the Discharger shall collect grab samples at least every 30 minutes until compliance with the limitation is achieved, unless the Discharger monitors chlorine residual continuously. In such cases, the Discharger shall continue to conduct continuous monitoring.
- 3.1.3.2.5. **Bypass.** Except as indicated below, if a Discharger bypasses any portion of its treatment facility, it shall monitor flows and collect samples at affected discharge points and analyze samples for all constituents with effluent limitations on a daily basis for the duration of the bypass. The Discharger need not accelerate chronic toxicity monitoring. The Discharger also need not collect and analyze samples for mercury, dioxin-TEQ, and PCBs after the first day of the bypass. The Discharger may satisfy the accelerated acute toxicity monitoring requirement by conducting a flow-through test or static renewal test that captures the duration of the bypass (regardless of the method specified in the MRP). If bypassing disinfection units only, the Discharger shall only monitor bacteria indicators daily.
- 3.1.3.2.5.1. **Bypass for Essential Maintenance.** If a Discharger bypasses a treatment unit for essential maintenance pursuant to Attachment D section 1.7.2, the Executive Officer may reduce the accelerated monitoring requirements above if the Discharger (i) monitors effluent at affected discharge points on the first day of the bypass for all constituents with effluent limitations, except chronic toxicity; and (ii) identifies and implements measures to ensure that the bypass will continue to comply with effluent limitations.
- 3.1.3.2.5.2. **Approved Wet Weather Bypasses.** If a Discharger bypasses a treatment unit or permitted outfall during wet weather with Executive Officer approval pursuant to Attachment D section 1.7.4, the Discharger shall monitor flows and collect and retain samples for affected discharge points on a daily basis for the duration of the bypass. The Discharger shall analyze daily for TSS using 24 hour composites (or more frequent increments) and for bacteria indicators with effluent limitations using grab samples. If TSS exceeds 45 mg/L in any composite sample, the Discharger shall also analyze daily the retained samples for all other constituents with effluent limitations, except oil and grease, mercury, PCBs, dioxin-TEQ, and acute and chronic toxicity.

Additionally, at least once each year, the Discharger shall analyze the retained samples for one approved bypass for all other constituents with effluent limitations, except oil and grease, mercury, PCBs, dioxin-TEQ, and acute and chronic toxicity. This monitoring shall be in addition to the minimum monitoring specified in the MRP.

### 3.2. Standard Observations – Addition to Attachment D

- 3.2.1. **Receiving Water Observations.** The following requirements only apply when the MRP requires standard observations of receiving waters. Standard observations shall include the following:
- 3.2.1.1. **Floating and Suspended Materials (e.g., oil, grease, algae, and other macroscopic particulate matter)** — presence or absence, source, and size of affected area.
  - 3.2.1.2. **Discoloration and Turbidity** — color, source, and size of affected area.
  - 3.2.1.3. **Odor** — presence or absence, characterization, source, and distance of travel.
  - 3.2.1.4. **Beneficial Water Use** — estimated number of water-associated waterfowl or wildlife, fisherpeople, and other recreational activities.
  - 3.2.1.5. **Hydrographic Condition** — time and height of high and low tides (corrected to nearest National Oceanic and Atmospheric Administration location for the sampling date and time).
  - 3.2.1.6. **Weather Conditions** — wind direction, air temperature, and total precipitation during five days prior to observation.
- 3.2.2. **Wastewater Effluent Observations.** The following requirements only apply when the MRP requires standard observations of wastewater effluent. Standard observations shall include the following:
- 3.2.2.1. **Floating and Suspended Material of Wastewater Origin** (e.g., oil, grease, algae, and other macroscopic particulate matter) — presence or absence.
  - 3.2.2.2. **Odor** — presence or absence, characterization, source, distance of travel, and wind direction.
- 3.2.3. **Beach and Shoreline Observations.** The following requirements only apply when the MRP requires standard observations of beaches or shorelines. Standard observations shall include the following:
- 3.2.3.1. **Material of Wastewater Origin** — presence or absence, description of material, estimated size of affected area, and source.

3.2.3.2. **Beneficial Use** — estimate of number of people participating in recreational water contact, non-water contact, and fishing activities.

3.2.4. **Waste Treatment and/or Disposal Facility Periphery Observations.**  
The following requirements only apply when the MRP requires standard observations of the periphery of waste treatment or disposal facilities. Standard observations shall include the following:

3.2.4.1. **Odor** — presence or absence, characterization, source, and distance of travel.

3.2.4.2. **Weather Conditions** — wind direction and estimated velocity.

#### 4. STANDARD PROVISIONS – RECORDS

##### 4.1. Records to be Maintained – Supplement to Attachment D, Provision 4.1

The Discharger shall maintain records in a manner and at a location (e.g., the wastewater treatment plant or the Discharger's offices) such that the records are accessible to Regional Water Board staff. The minimum retention period specified in Attachment D, Provision 4, shall be extended during the course of any unresolved litigation regarding permit-related discharges, or when requested by Regional Water Board or U.S. EPA, Region IX, staff.

A copy of the permit shall be maintained at the discharge facility and be available at all times to operating personnel.

##### 4.2. Records of Monitoring – Supplement to Attachment D, Provision 4.2

Monitoring records shall include the following:

4.2.1. **Analytical Information.** Records shall include analytical method detection limits, minimum levels, reporting levels, and related quantification parameters.

4.2.2. **Disinfection Process.** For the disinfection process, records shall include the following:

4.2.2.1. For bacteriological analyses:

4.2.2.1.1. Wastewater flow rate at the time of sample collection; and

4.2.2.1.2. Required statistical parameters for cumulative bacterial values (e.g., moving median or geometric mean for the number of samples or sampling period identified in the MRP).

4.2.2.2. For the chlorination process (when chlorine is used for disinfection), at least daily average values for the following:



- 4.2.2.2.1. Chlorine residual of treated wastewater as it enters the chlorine contact basin (mg/L);
- 4.2.2.2.2. Chlorine dosage (kg/day); and
- 4.2.2.2.3. Dechlorination chemical dosage (kg/day).
- 4.2.3. **Wastewater Treatment Process Solids.** For each treatment unit process that involves solids removal from the wastewater stream, records shall include the following:
  - 4.2.3.1. Total volume or mass of solids removed from each collection unit (e.g., grit, skimmings, undigested biosolids, or combination) for each calendar month or other time period as appropriate, but not to exceed annually; and
  - 4.2.3.2. Final disposition of such solids (e.g., landfill, other subsequent treatment unit).
- 4.2.4. **Treatment Process Bypasses.** For all treatment process bypasses, including wet weather blending, records shall include the following:
  - 4.2.4.1. Chronological log of treatment process bypasses;
  - 4.2.4.2. Identification of treatment processes bypassed;
  - 4.2.4.3. Beginning and ending dates and times of bypasses;
  - 4.2.4.4. Bypass durations;
  - 4.2.4.5. Estimated bypass volumes; and
  - 4.2.4.6. Description of, or reference to other reports describing, the bypasses, their cause, the corrective actions taken (except for wet weather blending explicitly approved within the permit and in compliance with any related permit conditions), and any additional monitoring conducted.
- 4.2.5. **Treatment Plant Overflows.** The Discharger shall retain a chronological log of overflows at the treatment plant, including the headworks and all units and appurtenances downstream, and records supporting the information provided in accordance with Provision 5.5.2, below.

#### 4.3. Claims of Confidentiality – Not Supplemented

### 5. STANDARD PROVISIONS – REPORTING

#### 5.1. Duty to Provide Information – Not Supplemented

#### 5.2. Signatory and Certification Requirements – Not Supplemented

#### 5.3. Monitoring Reports – Supplement to Attachment D, Provision 5.3

5.3.1. **Self-Monitoring Reports.** For each reporting period established in the MRP, the Discharger shall submit a self-monitoring report to the Regional Water Board in accordance with the requirements listed in the MRP and below:

5.3.1.1. **Transmittal Letter.** Each self-monitoring report shall be submitted with a transmittal letter that includes the following:

- 5.3.1.1.1. Identification of all violations of effluent limitations or other waste discharge requirements found during the reporting period;
- 5.3.1.1.2. Details regarding the violations, such as parameters, magnitude, test results, frequency, and dates;
- 5.3.1.1.3. Causes of the violations;
- 5.3.1.1.4. Corrective actions taken or planned to resolve violations and prevent recurrences, and dates or time schedules for implementation (the Discharger may refer to previously submitted reports that address the corrective actions);
- 5.3.1.1.5. Explanation for any data invalidation. Data should not be submitted in a self-monitoring report if it does not meet quality assurance/quality control standards. However, if the Discharger wishes to invalidate a measurement after submitting it in a self-monitoring report, the Discharger shall identify the measurement suspected to be invalid and state the Discharger's intent to submit, within 60 days, a formal request to invalidate the measurement. The formal request shall include the original measurement in question, the reason for invalidating the measurement, all relevant documentation that supports invalidation (e.g., laboratory sheet, log entry, test results), and a discussion of the corrective actions taken or planned (with a time schedule for completion) to prevent recurrence of the sampling or measurement problem;
- 5.3.1.1.6. Description of blending, if any. If the Discharger blends, it shall describe the duration of blending events and certify whether the blending complied with all conditions for blending;

- 5.3.1.1.7. Description of other bypasses, if any. If the Discharger bypasses any treatment units (other than blending), it shall describe the duration of the bypasses and effluent quality during those times; and
- 5.3.1.1.8. Signature. The transmittal letter shall be signed in accordance with Attachment D, Provision 5.2.
- 5.3.1.2. **Compliance Evaluation Summary.** Each self-monitoring report shall include a compliance evaluation summary that addresses each parameter for which the permit specifies effluent limitations, the number of samples taken during the monitoring period, and the number of samples that exceed the effluent limitations.
- 5.3.1.3. **More Frequent Monitoring.** If the Discharger monitors any pollutant more frequently than required by the MRP, the Discharger shall include the results of such monitoring in the calculation and reporting of the data submitted in the self-monitoring report.
- 5.3.1.4. **Analysis Results**
- 5.3.1.4.1. **Tabulation.** Each self-monitoring report shall include tabulations of all required analyses and observations, including parameters, dates, times, sample stations, types of samples, test results, method detection limits, method minimum levels, and method reporting levels (if applicable), signed by the laboratory director or other responsible official.
- 5.3.1.4.2. **Multiple Samples.** Unless the MRP specifies otherwise, when determining compliance with effluent limitations (other than instantaneous effluent limitations) and more than one sample result is available, the Discharger shall compute the arithmetic mean. If the data set contains one or more results that are “Detected, but Not Quantified (DNQ) or “Not Detected” (ND), the Discharger shall instead compute the median in accordance with the following procedure:
- 5.3.1.4.2.1. The data set shall be ranked from low to high, reported ND determinations lowest, DNQ determinations next, followed by quantified values (if any). The order of the individual ND or DNQ determinations is unimportant.
- 5.3.1.4.2.2. The median of the data set shall be determined. If the data set has an odd number of data points, the median is the middle value. If the data set has an even number of data points, the median is the average of the two values around the middle, unless one or both of these values is ND or DNQ, in which case the median shall be the lower of the two results (where DNQ is lower than a quantified value and ND is lower than DNQ).

5.3.1.4.3. **Duplicate Samples.** The Discharger shall report the average of duplicate sample analyses when reporting for a single sample result (or the median if one or more of the duplicates is DNQ or ND [see Provision 5.3.1.4.2, above]). For bacteria indicators, the Discharger shall report the geometric mean of the duplicate analyses.

5.3.1.4.4. **Dioxin-TEQ.** The Discharger shall report for each dioxin and furan congener the analytical results of effluent monitoring, including the reporting level, the method detection limit, and the measured concentration. The Discharger shall report all measured values of individual congeners, including data qualifiers. When calculating dioxin-TEQ, the Discharger shall set congener concentrations below the minimum levels (MLs) to zero. The Discharger shall calculate and report dioxin-TEQ using the following formula, where the MLs, toxicity equivalency factors (TEFs), and bioaccumulation equivalency factors (BEFs) are as provided in Table A:

$$\text{Dioxin-TEQ} = \sum (C_x \times \text{TEF}_x \times \text{BEF}_x)$$

where:  $C_x$  = measured or estimated concentration of congener  $x$

$\text{TEF}_x$  = toxicity equivalency factor for congener  $x$

$\text{BEF}_x$  = bioaccumulation equivalency factor for congener  $x$

**Table A**  
**Minimum Levels, Toxicity Equivalency Factors,**  
**and Bioaccumulation Equivalency Factors**

Dioxin or Furan Congener	Minimum Level (pg/L)	2005 Toxicity Equivalency Factor (TEF)	Bioaccumulation Equivalency Factor (BEF)
2,3,7,8-TCDD	10	1.0	1.0
1,2,3,7,8-PeCDD	50	1.0	0.9
1,2,3,4,7,8-HxCDD	50	0.1	0.3
1,2,3,6,7,8-HxCDD	50	0.1	0.1
1,2,3,7,8,9-HxCDD	50	0.1	0.1
1,2,3,4,6,7,8-HpCDD	50	0.01	0.05
OCDD	100	0.0003	0.01
2,3,7,8-TCDF	10	0.1	0.8
1,2,3,7,8-PeCDF	50	0.03	0.2
2,3,4,7,8-PeCDF	50	0.3	1.6
1,2,3,4,7,8-HxCDF	50	0.1	0.08
1,2,3,6,7,8-HxCDF	50	0.1	0.2
1,2,3,7,8,9-HxCDF	50	0.1	0.6
2,3,4,6,7,8-HxCDF	50	0.1	0.7
1,2,3,4,6,7,8-HpCDF	50	0.01	0.01
1,2,3,4,7,8,9-HpCDF	50	0.01	0.4
OCDF	100	0.0003	0.02

- 5.3.1.5. **Results Not Yet Available.** The Discharger shall make all reasonable efforts to obtain analytical data for required parameter sampling in a timely manner. Certain analyses may require additional time to complete analytical processes and report results. In these cases, the Discharger shall describe the circumstances in the self-monitoring report and include the data for these parameters and relevant discussions of any violations in the next self-monitoring report due after the results are available.
- 5.3.1.6. **Annual Self-Monitoring Reports.** By the date specified in the MRP, the Discharger shall submit an annual self-monitoring report covering the previous calendar year. The report shall contain the following:
- 5.3.1.6.1. Comprehensive discussion of treatment plant performance, including documentation of any blending or other bypass events, and compliance with the permit. This discussion shall include any corrective actions taken or planned, such as changes to facility equipment or operation practices that may be needed to achieve compliance, and any other actions taken or planned that are intended to improve the performance and reliability of wastewater collection, treatment, or disposal practices;
  - 5.3.1.6.2. List of approved analyses, including the following:
    - 5.3.1.6.2.1. List of analyses for which the Discharger is certified;
    - 5.3.1.6.2.2. List of analyses performed for the Discharger by a separate certified laboratory (copies of reports signed by the laboratory director of that laboratory need not be submitted but shall be retained onsite); and
    - 5.3.1.6.2.3. List of “waived” analyses, as approved;
  - 5.3.1.6.3. Plan view drawing or map showing the Discharger’s facility, flow routing, and sampling and observation station locations; and
  - 5.3.1.6.4. Results of facility report reviews. The Discharger shall regularly review, revise, and update, as necessary, the Operation and Maintenance Manual, Contingency Plan, Spill Prevention Plan, and Wastewater Facilities Status Report so these documents remain useful and relevant to current practices. At a minimum, reviews shall be conducted annually. The Discharger shall describe or summarize its review and evaluation procedures, recommended or planned actions, and estimated time schedule for implementing these actions. The Discharger shall complete changes to these documents to ensure that they remain up-to-date.

**5.4. Compliance Schedules** – Not supplemented

## **5.5. Twenty-Four Hour Reporting** – Supplement to Attachment D, Provision 5.5

### **5.5.1. Oil or Other Hazardous Material Spills**

5.5.1.1. Within 24 hours of becoming aware of a spill of oil or other hazardous material not contained onsite and completely cleaned up, the Discharger shall report as follows:

5.5.1.1.1. If the spill exceeds reportable quantities for hazardous materials listed in 40 C.F.R. part 302. The Discharger shall call the California Office of Emergency Services (800 852-7550).

5.5.1.1.2. If the spill does not exceed reportable quantities for hazardous materials listed in 40 C.F.R., part 302, the Discharger shall call the Regional Water Board (510-622-2369).

5.5.1.2. The Discharger shall submit a written report to the Regional Water Board within five working days following either of the above telephone notifications unless directed otherwise by Regional Water Board staff. A report submitted electronically is acceptable. The written report shall include the following:

5.5.1.2.1. Date and time of spill, and duration if known;

5.5.1.2.2. Location of spill (street address or description of location);

5.5.1.2.3. Nature of material spilled;

5.5.1.2.4. Quantity of material spilled;

5.5.1.2.5. Receiving water body affected, if any;

5.5.1.2.6. Cause of spill;

5.5.1.2.7. Estimated size of affected area;

5.5.1.2.8. Observed impacts to receiving waters (e.g., oil sheen, fish kill, water discoloration);

5.5.1.2.9. Corrective actions taken to contain, minimize, or clean up the spill;

5.5.1.2.10. Future corrective actions planned to prevent recurrence, and implementation schedule; and

5.5.1.2.11. Persons or agencies notified.

## 5.5.2. **Unauthorized Municipal Wastewater Treatment Plant Discharges**<sup>1</sup>

5.5.2.1. **Two-Hour Notification.** For any unauthorized discharge that enters a drainage channel or surface water, the Discharger shall, as soon as possible, but not later than two hours after becoming aware of the discharge, notify the California Office of Emergency Services (800-852-7550) and the local health officer or director of environmental health with jurisdiction over the affected water body. Notification shall include the following:

- 5.5.2.1.1. Incident description and cause;
- 5.5.2.1.2. Location of threatened or involved waterways or storm drains;
- 5.5.2.1.3. Date and time that the unauthorized discharge started;
- 5.5.2.1.4. Estimated quantity and duration of the unauthorized discharge (to the extent known), and estimated amount recovered;
- 5.5.2.1.5. Level of treatment prior to discharge (e.g., raw wastewater, primary-treated wastewater, or undisinfected biologically-treated wastewater); and
- 5.5.2.1.6. Identity of person reporting the unauthorized discharge.

5.5.2.2. **Five-Day Written Report.** Within five business days following the two-hour notification, the Discharger shall submit a written report that includes, in addition to the information listed in Provision 5.5.2.1, above, the following:

- 5.5.2.2.1. Methods used to delineate the geographical extent of the unauthorized discharge within receiving waters;
- 5.5.2.2.2. Efforts implemented to minimize public exposure to the unauthorized discharge;
- 5.5.2.2.3. Visual observations of the impacts (if any) noted in the receiving waters (e.g., fish kill, discoloration of receiving water) and extent of sampling if conducted;
- 5.5.2.2.4. Corrective measures taken to minimize the impact of the unauthorized discharge;
- 5.5.2.2.5. Measures to be taken to minimize the potential for a similar unauthorized discharge in the future;

---

<sup>1</sup> California Code of Regulations, Title 23, section 2250(b), defines an unauthorized discharge to be a discharge, not regulated by waste discharge requirements, of treated, partially-treated, or untreated wastewater resulting from the intentional or unintentional diversion of wastewater from a collection, treatment, or disposal system.

- 5.5.2.2.6. Summary of Spill Prevention Plan or Operation and Maintenance Manual modifications to be made, if necessary, to minimize the potential for future unauthorized discharges; and
- 5.5.2.2.7. Quantity and duration of the unauthorized discharge, and the amount recovered.

**5.6. Planned Changes** – Not supplemented

**5.7. Anticipated Noncompliance** – Not supplemented

**5.8. Other Noncompliance** – Not supplemented

**5.9. Other Information** – Not supplemented

**6. STANDARD PROVISIONS – ENFORCEMENT – NOT SUPPLEMENTED**

**7. ADDITIONAL PROVISIONS – NOTIFICATION LEVELS – NOT SUPPLEMENTED**

**8. DEFINITIONS – ADDITION TO ATTACHMENT D**

More definitions can be found in Attachment A of this NPDES Permit.

**8.1. Arithmetic Calculations**

- 8.1.1. **Geometric Mean.** The antilog of the log mean or the back-transformed mean of the logarithmically transformed variables, which is equivalent to the multiplication of the antilogarithms. The geometric mean can be calculated with either of the following equations:

$$\text{Geometric Mean} = \text{Anti log} \left( \frac{1}{N} \sum \text{Log } C_i \right)$$

or

$$\text{Geometric Mean} = (C_1 \times C_2 \times \dots \times C_N)^{1/N}$$

Where “N” is the number of data points for the period analyzed and “C” is the concentration for each of the “N” data points.

- 8.1.2. **Mass Emission Rate.** The rate of discharge expressed in mass. The mass emission rate is obtained from the following calculation for any calendar day:

$$\text{Mass emission rate (lb/day)} = \frac{8.345}{N} \sum_{i=1}^N Q_i C_i$$

$$\text{Mass emission rate (kg/day)} = \frac{3.785}{N} \sum_{i=1}^N Q_i C_i$$



In which “N” is the number of samples analyzed in any calendar day and “Q<sub>i</sub>” and “C<sub>i</sub>” are the flow rate (MGD) and the constituent concentration (mg/L) associated with each of the “N” grab samples that may be taken in any calendar day. If a composite sample is taken, “C<sub>i</sub>” is the concentration measured in the composite sample and “Q<sub>i</sub>” is the average flow rate occurring during the period over which the samples are composited. The daily concentration of a constituent measured over any calendar day shall be determined from the flow weighted average of the same constituent in the combined waste streams as follows:

$$C_d = \text{Average daily concentration} = \frac{1}{Q_t} \sum_{i=1}^N Q_i C_i$$

In which “N” is the number of component waste streams and “Q” and “C” are the flow rate (MGD) and the constituent concentration (mg/L) associated with each of the “N” waste streams. “Q<sub>t</sub>” is the total flow rate of the combined waste streams.

- 8.1.3. **Removal Efficiency.** The ratio of pollutants removed by the treatment facilities to pollutants entering the treatment facilities (expressed as a percentage). The Discharger shall determine removal efficiencies using monthly averages (by calendar month unless otherwise specified) of pollutant concentration of influent and effluent samples collected at about the same time and using the following equation (or its equivalent):

$$\text{Removal Efficiency (\%)} = 100 \times [1 - (\text{Effluent Concentration} / \text{Influent Concentration})]$$

- 8.2. **Blending** – the practice of bypassing biological treatment units and recombining the bypass wastewater with biologically-treated wastewater.
- 8.3. **Composite Sample** – a sample composed of individual grab samples collected manually or by an automatic sampling device on the basis of time or flow as specified in the MRP. For flow-based composites, the proportion of each grab sample included in the composite sample shall be within plus or minus five percent (+/-5%) of the representative flow of the waste stream being measured at the time of grab sample collection. Alternatively, equal volume grab samples may be individually analyzed with the flow-weighted average calculated by averaging flow-weighted ratios of each grab sample analytical result. Grab samples comprising time-based composite samples shall be collected at intervals not greater than those specified in the MRP. The quantity of each grab sample comprising a time-based composite sample shall be a set of flow proportional volumes as specified in the MRP. If a particular time-based or flow-based composite sampling protocol is not specified in the MRP, the Discharger shall determine and implement the most representative protocol.

- 8.4. Duplicate Sample** – a second sample taken from the same source and at the same time as an initial sample (such samples are typically analyzed identically to measure analytical variability).
- 8.5. Grab Sample** – an individual sample collected during a short period not exceeding 15 minutes. Grab samples represent only the condition that exists at the time the sample is collected.
- 8.6. Overflow** – the intentional or unintentional spilling or forcing out of untreated or partially-treated waste from a transport system (e.g., through manholes, at pump stations, or at collection points) upstream of the treatment plant headworks or from any part of a treatment plant.
- 8.7. Priority Pollutants** – those constituents referred to in 40 C.F.R. part 122 as promulgated in the Federal Register, Vol. 65, No. 97, Thursday, May 18, 2000, also known as the California Toxics Rule.
- 8.8. Untreated waste** – raw wastewater.

**Table B**  
**List of Monitoring Parameters, Analytical Methods, and Minimum Levels (µg/L)<sup>[1]</sup>**

CTR No.	Pollutant / Parameter	Analytical Method <sup>[2]</sup>	GC	GC MS	LC	Color	FAA	GFAA	ICP	ICP MS	SPGF AA	HYD RIDE	CVAA	DCP
1	Antimony	204.2	-	-	-	-	10	5	50	0.5	5	0.5	-	1000
2	Arsenic	206.3	-	-	-	20	-	2	10	2	2	1	-	1000
3	Beryllium	-	-	-	-	-	20	0.5	2	0.5	1	-	-	1000
4	Cadmium	200 or 213	-	-	-	-	10	0.5	10	0.25	0.5	-	-	1000
5a	Chromium (III)	SM 3500	-	-	-	-	-	-	-	-	-	-	-	-
5b	Chromium (VI)	SM 3500	-	-	-	10	5	-	-	-	-	-	-	1000
	Chromium (total) <sup>[3]</sup>	SM 3500	-	-	-	-	50	2	10	0.5	1	-	-	1000
6	Copper	200.9	-	-	-	-	25	5	10	0.5	2	-	-	1000
7	Lead	200.9	-	-	-	-	20	5	5	0.5	2	-	-	10,000
8	Mercury	1631 <sup>[4]</sup>	-	-	-	-	-	-	-	-	-	-	-	-
9	Nickel	249.2	-	-	-	-	50	5	20	1	5	-	-	1000
10	Selenium	200.8 or SM 3114B or C	-	-	-	-	-	5	10	2	5	1	-	1000
11	Silver	272.2	-	-	-	-	10	1	10	0.25	2	-	-	1000
12	Thallium	279.2	-	-	-	-	10	2	10	1	5	-	-	1000
13	Zinc	200 or 289	-	-	-	-	20	-	20	1	10	-	-	-
14	Cyanide	SM 4500 CN- C or I	-	-	-	5	-	-	-	-	-	-	-	-
15	Asbestos (only required for dischargers to MUN waters) <sup>[5]</sup>	0100.2 <sup>[6]</sup>	-	-	-	-	-	-	-	-	-	-	-	-
16	2,3,7,8-TCDD and 17 congeners (Dioxin)	1613	-	-	-	-	-	-	-	-	-	-	-	-
17	Acrolein	603	2.0	5	-	-	-	-	-	-	-	-	-	-
18	Acrylonitrile	603	2.0	2	-	-	-	-	-	-	-	-	-	-
19	Benzene	602	0.5	2	-	-	-	-	-	-	-	-	-	-
33	Ethylbenzene	602	0.5	2	-	-	-	-	-	-	-	-	-	-
39	Toluene	602	0.5	2	-	-	-	-	-	-	-	-	-	-
20	Bromoform	601	0.5	2	-	-	-	-	-	-	-	-	-	-
21	Carbon Tetrachloride	601	0.5	2	-	-	-	-	-	-	-	-	-	-

CTR No.	Pollutant / Parameter	Analytical Method <sup>[2]</sup>	GC	GC MS	LC	Color	FAA	GFAA	ICP	ICP MS	SPGF AA	HYD RIDE	CVAA	DCP
22	Chlorobenzene	601	0.5	2	-	-	-	-	-	-	-	-	-	-
23	Chlorodibromomethane	601	0.5	2	-	-	-	-	-	-	-	-	-	-
24	Chloroethane	601	0.5	2	-	-	-	-	-	-	-	-	-	-
25	2-Chloroethylvinyl Ether	601	1	1	-	-	-	-	-	-	-	-	-	-
26	Chloroform	601	0.5	2	-	-	-	-	-	-	-	-	-	-
75	1,2-Dichlorobenzene	601	0.5	2	-	-	-	-	-	-	-	-	-	-
76	1,3-Dichlorobenzene	601	0.5	2	-	-	-	-	-	-	-	-	-	-
77	1,4-Dichlorobenzene	601	0.5	2	-	-	-	-	-	-	-	-	-	-
27	Dichlorobromomethane	601	0.5	2	-	-	-	-	-	-	-	-	-	-
28	1,1-Dichloroethane	601	0.5	1	-	-	-	-	-	-	-	-	-	-
29	1,2-Dichloroethane	601	0.5	2	-	-	-	-	-	-	-	-	-	-
30	1,1-Dichloroethylene or 1,1-Dichloroethene	601	0.5	2	-	-	-	-	-	-	-	-	-	-
31	1,2-Dichloropropane	601	0.5	1	-	-	-	-	-	-	-	-	-	-
32	1,3-Dichloropropylene or 1,3-Dichloropropene	601	0.5	2	-	-	-	-	-	-	-	-	-	-
34	Methyl Bromide or Bromomethane	601	1.0	2	-	-	-	-	-	-	-	-	-	-
35	Methyl Chloride or Chloromethane	601	0.5	2	-	-	-	-	-	-	-	-	-	-
36	Methylene Chloride or Dichloromethane	601	0.5	2	-	-	-	-	-	-	-	-	-	-
37	1,1,2,2-Tetrachloroethane	601	0.5	1	-	-	-	-	-	-	-	-	-	-
38	Tetrachloroethylene	601	0.5	2	-	-	-	-	-	-	-	-	-	-
40	1,2-Trans-Dichloroethylene	601	0.5	1	-	-	-	-	-	-	-	-	-	-
41	1,1,1-Trichloroethane	601	0.5	2	-	-	-	-	-	-	-	-	-	-
42	1,1,2-Trichloroethane	601	0.5	2	-	-	-	-	-	-	-	-	-	-
43	Trichloroethene	601	0.5	2	-	-	-	-	-	-	-	-	-	-
44	Vinyl Chloride	601	0.5	2	-	-	-	-	-	-	-	-	-	-
45	2-Chlorophenol	604	2	5	-	-	-	-	-	-	-	-	-	-
46	2,4-Dichlorophenol	604	1	5	-	-	-	-	-	-	-	-	-	-
47	2,4-Dimethylphenol	604	1	2	-	-	-	-	-	-	-	-	-	-

CTR No.	Pollutant / Parameter	Analytical Method <sup>[2]</sup>	GC	GC MS	LC	Color	FAA	GFAA	ICP	ICP MS	SPGF AA	HYD RIDE	CVAA	DCP
48	2-Methyl-4,6-Dinitrophenol or Dinitro-2-methylphenol	604	10	5	-	-	-	-	-	-	-	-	-	-
49	2,4-Dinitrophenol	604	5	5	-	-	-	-	-	-	-	-	-	-
50	2-Nitrophenol	604	-	10	-	-	-	-	-	-	-	-	-	-
51	4-Nitrophenol	604	5	10	-	-	-	-	-	-	-	-	-	-
52	3-Methyl-4-Chlorophenol	604	5	1	-	-	-	-	-	-	-	-	-	-
53	Pentachlorophenol	604	1	5	-	-	-	-	-	-	-	-	-	-
54	Phenol	604	1	1	-	50	-	-	-	-	-	-	-	-
55	2,4,6-Trichlorophenol	604	10	10	-	-	-	-	-	-	-	-	-	-
56	Acenaphthene	610 HPLC	1	1	0.5	-	-	-	-	-	-	-	-	-
57	Acenaphthylene	610 HPLC	-	10	0.2	-	-	-	-	-	-	-	-	-
58	Anthracene	610 HPLC	-	10	2	-	-	-	-	-	-	-	-	-
60	Benzo(a)Anthracene or 1,2 Benzanthracene	610 HPLC	10	5	-	-	-	-	-	-	-	-	-	-
61	Benzo(a)Pyrene	610 HPLC	-	10	2	-	-	-	-	-	-	-	-	-
62	Benzo(b) Fluoranthene or 3,4 Benzofluoranthene	610 HPLC	-	10	10	-	-	-	-	-	-	-	-	-
63	Benzo(ghi)Perylene	610 HPLC	-	5	0.1	-	-	-	-	-	-	-	-	-
64	Benzo(k)Fluoranthene	610 HPLC	-	10	2	-	-	-	-	-	-	-	-	-
74	Dibenzo(a,h)Anthracene	610 HPLC	-	10	0.1	-	-	-	-	-	-	-	-	-
86	Fluoranthene	610 HPLC	10	1	0.05	-	-	-	-	-	-	-	-	-
87	Fluorene	610 HPLC	-	10	0.1	-	-	-	-	-	-	-	-	-
92	Indeno(1,2,3-cd)Pyrene	610 HPLC	-	10	0.05	-	-	-	-	-	-	-	-	-
100	Pyrene	610 HPLC	-	10	0.05	-	-	-	-	-	-	-	-	-
68	Bis(2-Ethylhexyl)Phthalate	606 or 625	10	5	-	-	-	-	-	-	-	-	-	-
70	Butylbenzyl Phthalate	606 or 625	10	10	-	-	-	-	-	-	-	-	-	-
79	Diethyl Phthalate	606 or 625	10	2	-	-	-	-	-	-	-	-	-	-
80	Dimethyl Phthalate	606 or 625	10	2	-	-	-	-	-	-	-	-	-	-
81	Di-n-Butyl Phthalate	606 or 625	-	10	-	-	-	-	-	-	-	-	-	-
84	Di-n-Octyl Phthalate	606 or 625	-	10	-	-	-	-	-	-	-	-	-	-
59	Benzidine	625	-	5	-	-	-	-	-	-	-	-	-	-
65	Bis(2-Chloroethoxy)Methane	625	-	5	-	-	-	-	-	-	-	-	-	-

CTR No.	Pollutant / Parameter	Analytical Method <sup>[2]</sup>	GC	GC MS	LC	Color	FAA	GFAA	ICP	ICP MS	SPGF AA	HYD RIDE	CVAA	DCP
66	Bis(2-Chloroethyl)Ether	625	10	1	-	-	-	-	-	-	-	-	-	-
67	Bis(2-Chloroisopropyl) Ether	625	10	2	-	-	-	-	-	-	-	-	-	-
69	4-Bromophenyl Phenyl Ether	625	10	5	-	-	-	-	-	-	-	-	-	-
71	2-Chloronaphthalene	625	-	10	-	-	-	-	-	-	-	-	-	-
72	4-Chlorophenyl Phenyl Ether	625	-	5	-	-	-	-	-	-	-	-	-	-
73	Chrysene	625	-	10	5	-	-	-	-	-	-	-	-	-
78	3,3'-Dichlorobenzidine	625	-	5	-	-	-	-	-	-	-	-	-	-
82	2,4-Dinitrotoluene	625	10	5	-	-	-	-	-	-	-	-	-	-
83	2,6-Dinitrotoluene	625	-	5	-	-	-	-	-	-	-	-	-	-
85	1,2-Diphenylhydrazine <sup>[7]</sup>	625	-	1	-	-	-	-	-	-	-	-	-	-
88	Hexachlorobenzene	625	5	1	-	-	-	-	-	-	-	-	-	-
89	Hexachlorobutadiene	625	5	1	-	-	-	-	-	-	-	-	-	-
90	Hexachlorocyclopentadiene	625	5	5	-	-	-	-	-	-	-	-	-	-
91	Hexachloroethane	625	5	1	-	-	-	-	-	-	-	-	-	-
93	Isophorone	625	10	1	-	-	-	-	-	-	-	-	-	-
94	Naphthalene	625	10	1	0.2	-	-	-	-	-	-	-	-	-
95	Nitrobenzene	625	10	1	-	-	-	-	-	-	-	-	-	-
96	N-Nitrosodimethylamine	625	10	5	-	-	-	-	-	-	-	-	-	-
97	N-Nitrosodi-n-Propylamine	625	10	5	-	-	-	-	-	-	-	-	-	-
98	N-Nitrosodiphenylamine	625	10	1	-	-	-	-	-	-	-	-	-	-
99	Phenanthrene	625	-	5	0.05	-	-	-	-	-	-	-	-	-
101	1,2,4-Trichlorobenzene	625	1	5	-	-	-	-	-	-	-	-	-	-
102	Aldrin	608	0.005	-	-	-	-	-	-	-	-	-	-	-
103	α-BHC	608	0.01	-	-	-	-	-	-	-	-	-	-	-
104	β-BHC	608	0.005	-	-	-	-	-	-	-	-	-	-	-
105	γ-BHC (Lindane)	608	0.02	-	-	-	-	-	-	-	-	-	-	-
106	δ-BHC	608	0.005	-	-	-	-	-	-	-	-	-	-	-
107	Chlordane	608	0.1	-	-	-	-	-	-	-	-	-	-	-
108	4,4'-DDT	608	0.01	-	-	-	-	-	-	-	-	-	-	-
109	4,4'-DDE	608	0.05	-	-	-	-	-	-	-	-	-	-	-
110	4,4'-DDD	608	0.05	-	-	-	-	-	-	-	-	-	-	-

CTR No.	Pollutant / Parameter	Analytical Method <sup>[2]</sup>	GC	GC MS	LC	Color	FAA	GFAA	ICP	ICP MS	SPGF AA	HYD RIDE	CVAA	DCP
111	Dieldrin	608	0.01	-	-	-	-	-	-	-	-	-	-	-
112	Endosulfan (alpha)	608	0.02	-	-	-	-	-	-	-	-	-	-	-
113	Endosulfan (beta)	608	0.01	-	-	-	-	-	-	-	-	-	-	-
114	Endosulfan Sulfate	608	0.05	-	-	-	-	-	-	-	-	-	-	-
115	Endrin	608	0.01	-	-	-	-	-	-	-	-	-	-	-
116	Endrin Aldehyde	608	0.01	-	-	-	-	-	-	-	-	-	-	-
117	Heptachlor	608	0.01	-	-	-	-	-	-	-	-	-	-	-
118	Heptachlor Epoxide	608	0.01	-	-	-	-	-	-	-	-	-	-	-
119-125	PCBs: Aroclors 1016, 1221, 1232, 1242, 1248, 1254, 1260	608	0.5	-	-	-	-	-	-	-	-	-	-	-
126	Toxaphene	608	0.5	-	-	-	-	-	-	-	-	-	-	-

Footnotes:

- <sup>[1]</sup> Minimum levels are from the *State Implementation Policy*. They are the concentration of the lowest calibration standard for that technique based on a survey of contract laboratories. Laboratory techniques are defined as follows: GC = Gas Chromatography; GCMS = Gas Chromatography/Mass Spectrometry; LC = High Pressure Liquid Chromatography; Color = Colorimetric; FAA = Flame Atomic Absorption; GFAA = Graphite Furnace Atomic Absorption; ICP = Inductively Coupled Plasma; ICPMS = Inductively Coupled Plasma/Mass Spectrometry; SPGFAA = Stabilized Platform Graphite Furnace Atomic Absorption (i.e., U.S. EPA 200.9); Hydride = Gaseous Hydride Atomic Absorption; CVAA = Cold Vapor Atomic Absorption; DCP = Direct Current Plasma.
- <sup>[2]</sup> The suggested method is the U.S. EPA Method unless otherwise specified (SM = Standard Methods). The Discharger may use another U.S. EPA-approved or recognized method if that method has a level of quantification below the applicable water quality objective. Where no method is suggested, the Discharger has the discretion to use any standard method.
- <sup>[3]</sup> Analysis for total chromium may be substituted for analysis of chromium (III) and chromium (VI) if the concentration measured is below the lowest hexavalent chromium criterion (11 ug/l).
- <sup>[4]</sup> The Discharger shall use ultra-clean sampling (U.S. EPA Method 1669) and ultra-clean analytical methods (U.S. EPA Method 1631) for mercury monitoring. The minimum level for mercury is 2 ng/l (or 0.002 ug/l).
- <sup>[5]</sup> MUN = Municipal and Domestic Supply. This designation, if applicable, is in the Findings of the permit.
- <sup>[6]</sup> Determination of Asbestos Structures over 10 [micrometers] in Length in Drinking Water Using MCE Filters, U.S. EPA 600/R-94-134, June 1994.
- <sup>[7]</sup> Detected as azobenzene.

## ATTACHMENT H- PRETREATMENT REQUIREMENTS

### Contents

<b>APPENDIX H-1: REQUIREMENTS FOR PRETREATMENT ANNUAL REPORTS .....</b>	<b>H-4</b>
1. COVER SHEET .....	H-4
2. INTRODUCTION .....	H-4
3. DEFINITIONS .....	H-5
4. DISCUSSION OF UPSET, INTERFERENCE AND PASS THROUGH .....	H-5
5. INFLUENT, EFFLUENT AND BIOSOLIDS MONITORING RESULTS.....	H-5
6. INSPECTION, SAMPLING AND ENFORCEMENT PROGRAMS.....	H-6
7. UPDATED LIST OF REGULATED SIUs .....	H-6
8. SIU (CATEGORICAL AND NON-CATEGORICAL) COMPLIANCE ACTIVITIES .....	H-7
9. BASELINE MONITORING REPORT UPDATE.....	H-9
10. PRETREATMENT PROGRAM CHANGES .....	H-9
11. PRETREATMENT PROGRAM BUDGET.....	H-9
12. PUBLIC PARTICIPATION SUMMARY .....	H-10
13. BIOSOLIDS STORAGE AND DISPOSAL PRACTICE.....	H-10
14. OTHER POLLUTANT REDUCTION ACTIVITIES.....	H-10
15. OTHER SUBJECTS .....	H-10
16. PERMIT COMPLIANCE SYSTEM (PCS) DATA ENTRY FORM.....	H-10
<b>APPENDIX H-2: REQUIREMENTS FOR JANUARY-JUNE PRETREATMENT SEMIANNUAL REPORT</b>	<b>H-12</b>
1. INFLUENT, EFFLUENT AND BIOSOLIDS MONITORING.....	H-12
2. SIGNIFICANT INDUSTRIAL USER (SIU) COMPLIANCE STATUS .....	H-12
3. DISCHARGER’S COMPLIANCE WITH PRETREATMENT PROGRAM REQUIREMENTS.....	H-13
<b>APPENDIX H-3: SIGNATURE REQUIREMENTS FOR PRETREATMENT ANNUAL AND SEMIANNUAL</b>	<b>H-14</b>
<b>REPORTS .....</b>	<b>H-14</b>
<b>APPENDIX H-4: REQUIREMENTS FOR INFLUENT, EFFLUENT AND BIOSOLIDS MONITORING .</b>	<b>H-15</b>
1. REDUCTION OF MONITORING FREQUENCY.....	H-15
2. INFLUENT AND EFFLUENT MONITORING.....	H-15
3. BIOSOLIDS MONITORING .....	H-16



## ATTACHMENT H – PRETREATMENT REQUIREMENTS

1. The Discharger shall be responsible and liable for the performance of all Control Authority pretreatment requirements contained in 40 C.F.R. 403, including any regulatory revisions to Part 403. Where a Part 403 revision is promulgated after the effective date of the Discharger's permit and places mandatory actions upon the Discharger as Control Authority but does not specify a timetable for completion of the actions, the Discharger shall complete the required actions within six months from the issuance date of this permit or six months from the effective date of the Part 403 revisions, whichever comes later.

(If the Discharger cannot complete the required actions within the above six-month period due to the need to process local adoption of sewer use ordinance modifications or other substantial pretreatment program modifications, the Discharger shall notify the Executive Officer in writing at least 60 days prior to the six-month deadline. The written notification shall include a summary of completed required actions, an explanation for why the six month deadline cannot be met, and a proposed timeframe to complete the rest of the required actions as soon as practical but not later than within twelve months of the issuance date of this permit or twelve months of the effective date of the Part 403 revisions, whichever comes later. The Executive Officer will notify the Discharger in writing within 30 days of receiving the request if the extension is not approved.)

The United States Environmental Protection Agency (U.S. EPA), the State and/or other appropriate parties may initiate enforcement action against a nondomestic user for noncompliance with applicable standards and requirements as provided in the Clean Water Act (Act).

2. The Discharger shall enforce the requirements promulgated under Sections 307(b), 307(c), 307(d) and 402(b) of the Act with timely, appropriate and effective enforcement actions. The Discharger shall cause nondomestic users subject to Federal Categorical Standards to achieve compliance no later than the date specified in those requirements or, in the case of a new nondomestic user, upon commencement of the discharge.
3. The Discharger shall perform the pretreatment functions as required in 40 C.F.R. 403 and amendments or modifications thereto including, but not limited to:
  - 3.1. Implement the necessary legal authorities to fully implement the pretreatment regulations as provided in 40 C.F.R. 403.8(f)(1);
  - 3.2. Implement the programmatic functions as provided in 40 C.F.R. 403.8(f)(2);
  - 3.3. Publish an annual list of nondomestic users in significant noncompliance as provided per 40 C.F.R. 403.8(f)(2)(viii);
  - 3.4. Provide for the requisite funding and personnel to implement the pretreatment program as provided in 40 C.F.R. 403.8(f)(3); and

- 3.5.** Enforce the national pretreatment standards for prohibited discharges and categorical standards as provided in 40 C.F.R. 403.5 and 403.6, respectively.
- 4.** The Discharger shall submit annually a report to U.S. EPA Region 9, the State Water Board and the Regional Water Board describing its pretreatment program activities over the previous calendar year. In the event that the Discharger is not in compliance with any conditions or requirements of the Pretreatment Program, the Discharger shall also include the reasons for noncompliance and a plan and schedule for achieving compliance. The report shall contain, but is not limited to, the information specified in Appendix H-1 entitled, "Requirements for Pretreatment Annual Reports." The annual report is due each year on February 28.
- 5.** The Discharger shall submit a pretreatment semiannual report to U.S. EPA Region 9, the State Water Board and the Regional Water Board describing the status of its significant industrial users (SIUs). The report shall contain, but is not limited to, information specified in Appendix H-2 entitled, "Requirements for Pretreatment Semiannual Reports." The semiannual report is due July 31 for the period January through June. The information for the period July through December of each year shall be included in the Annual Report identified in Appendix H-1. The Executive Officer may exempt the Discharger from the semiannual reporting requirements on a case by case basis subject to State Water Board and U.S. EPA's comment and approval.
- 6.** The Discharger shall conduct the monitoring of its treatment plant's influent, effluent, and sludge (biosolids) as described in Appendix H-4 entitled, "Requirements for Influent, Effluent and Sludge (Biosolids) Monitoring." (The term "biosolids," as used in this Attachment, shall have the same meaning as wastewater treatment plant "sludge" and will be used from this point forward.) The Discharger shall evaluate the results of the sampling and analysis during the preparation of the semiannual and annual reports to identify any trends. Signing the certification statement used to transmit the reports shall be deemed to certify the Discharger has completed this data evaluation. A tabulation of the data shall be included in the pretreatment annual report as specified in Appendix H 4. The Executive Officer may require more or less frequent monitoring on a case by case basis.

## **APPENDIX H-1: REQUIREMENTS FOR PRETREATMENT ANNUAL REPORTS**

The Pretreatment Annual Report is due each year on February 28 and shall contain activities conducted during the previous calendar year. The purpose of the Annual Report is to:

- Describe the status of the Discharger's pretreatment program; and
- Report on the effectiveness of the program, as determined by comparing the results of the preceding year's program implementation.

The report shall contain, at a minimum, the following information:

### **1. Cover Sheet**

The cover sheet shall include:

- 1.1. The name(s) and National Pollutant Discharge Elimination System (NPDES) permit number(s) of the Discharger(s) that is part of the Pretreatment Program;
- 1.2. The name, address and telephone number of a pretreatment contact person;
- 1.3. The period covered in the report;
- 1.4. A statement of truthfulness; and
- 1.5. The dated signature of a principal executive officer, ranking elected official, or other duly authorized employee who is responsible for overall operation of the publicly-owned treatment works (POTW) (40 C.F.R. 403.12(m)).

### **2. Introduction**

This section shall include:

- 2.1. Any pertinent background information related to the Discharger and/or the nondomestic user base of the area;
- 2.2. List of applicable interagency agreements used to implement the Discharger's pretreatment program (e.g., Memoranda of Understanding (MOU) with satellite sanitary sewer collection systems); and
- 2.3. A status summary of the tasks required by a Pretreatment Compliance Inspection (PCI), Pretreatment Compliance Audit (PCA), Cleanup and Abatement Order (CAO), or other pretreatment-related enforcement actions required by the Regional Water Board or the U.S. EPA. A more detailed discussion can be referenced and included in the section entitled, "Program Changes," if needed.

### **3. Definitions**

This section shall include a list of key terms and their definitions that the Discharger uses to describe or characterize elements of its pretreatment program, or the Discharger may provide a reference to its website if the applicable definitions are available on-line.

### **4. Discussion of Upset, Interference and Pass Through**

This section shall include a discussion of Upset, Interference or Pass Through incidents, if any, at the Discharger's treatment plant(s) that the Discharger knows of or suspects were caused by nondomestic user discharges. Each incident shall be described, at a minimum, consisting of the following information:

- 4.1. A description of what occurred;
- 4.2. A description of what was done to identify the source;
- 4.3. The name and address of the nondomestic user responsible;
- 4.4. The reason(s) why the incident occurred;
- 4.5. A description of the corrective actions taken; and
- 4.6. An examination of the local and federal discharge limits and requirements for the purposes of determining whether any additional limits or changes to existing requirements may be necessary to prevent other Upset, Interference or Pass Through incidents.

### **5. Influent, Effluent and Biosolids Monitoring Results**

The Discharger shall evaluate the influent, effluent and biosolids monitoring results as specified in Appendix H-4 in preparation of this report. The Discharger shall retain the analytical laboratory reports with the Quality Assurance and Quality Control (QA/QC) data validation and make these reports available upon request.

This section shall include:

- 5.1. Description of the sampling procedures and an analysis of the results (see Appendix H-4 for specific requirements);
- 5.2. Tabular summary of the compounds detected (compounds measured above the detection limit for the analytical method used) for the monitoring data generated during the reporting year as specified in Appendix H-4;
- 5.3. Discussion of the investigation findings into any contributing sources of the compounds that exceed NPDES limits; and

- 5.4. Graphical representation of the influent and effluent metal monitoring data for the past five years with a discussion of any trends.

## 6. Inspection, Sampling and Enforcement Programs

This section shall include at a minimum the following information:

- 6.1. Inspections: Summary of the inspection program (e.g., criteria for determining the frequency of inspections and inspection procedures);
- 6.2. Sampling Events: Summary of the sampling program (e.g., criteria for determining the frequency of sampling and chain of custody procedures); and
- 6.3. Enforcement: Summary of Enforcement Response Plan (ERP) implementation including dates for adoption, last revision and submission to the Regional Water Board.

## 7. Updated List of Regulated SIUs

This section shall contain a list of all of the federal categories that apply to SIUs regulated by the Discharger. The specific categories shall be listed including the applicable 40 C.F.R. subpart and section, and pretreatment standards (both maximum and average limits). Local limits developed by the Discharger shall be presented in a table including the applicability of the local limits to SIUs. If local limits do not apply uniformly to SIUs, specify the applicability in the tables listing the categorical industrial users (CIUs) and non-categorical SIUs. Tables developed in Sections 7A and 7B can be used to present or reference this information.

- 7.1. CIUs - Include a table that alphabetically lists the CIUs regulated by the Discharger as of the end of the reporting period. This list shall include:
  - 7.1.1. Name;
  - 7.1.2. Address;
  - 7.1.3. Applicable federal category(ies);
  - 7.1.4. Reference to the location where the applicable Federal Categorical Standards are presented in the report;
  - 7.1.5. Identify all deletions and additions keyed to the list submitted in the previous annual report. All deletions shall be briefly explained (e.g., closure, name change, ownership change, reclassification, declassification); and
  - 7.1.6. Information, calculations and data used to determine the limits for those CIUs for which a combined waste stream formula is applied.

**7.2. Non-categorical SIUs -** Include a table that alphabetically lists the SIUs not subject to any federal categorical standards that were regulated by the Discharger as of the end of the reporting period. This list shall include:

- 7.2.1. Name;
- 7.2.2. Address;
- 7.2.3. A brief description of the type of business;
- 7.2.4. Identify all deletions and additions keyed to the list submitted in the previous annual report. All deletions shall be briefly explained (e.g., closure, name change, ownership change, reclassification, declassification); and
- 7.2.5. Indicate the applicable discharge limits (e.g., different from local limits) to which the SIUs are subject and reference to the location where the applicable limits (e.g., local discharge limits) are presented in the report.

## **8. SIU (categorical and non-categorical) Compliance Activities**

The information required in this section may be combined in the table developed in Section 7 above.

**8.1. Inspection and Sampling Summary:** This section shall contain a summary of all the SIU inspections and sampling activities conducted by the Discharger and sampling activities conducted by the SIU over the reporting year to gather information and data regarding SIU compliance. The summary shall include:

- 8.1.1. The number of inspections and sampling events conducted for each SIU by the Discharger;
- 8.1.2. The number of sampling events conducted by the SIU. Identify SIUs that are operating under an approved Total Toxic Organic Management Plan;
- 8.1.3. The quarters in which the above activities were conducted; and
- 8.1.4. The compliance status of each SIU, delineated by quarter, and characterized using all applicable descriptions as given below:
  - 8.1.4.1. Consistent compliance;
  - 8.1.4.2. Inconsistent compliance;
  - 8.1.4.3. Significant noncompliance;
  - 8.1.4.4. On a compliance schedule to achieve compliance (include the date final compliance is required);
  - 8.1.4.5. Not in compliance and not on a compliance schedule; and

8.1.4.6. Compliance status unknown, and why not.

**8.2. Enforcement Summary:** This section shall contain a summary of SIU compliance and enforcement activities during the reporting year. The summary may be included in the summary table developed in section 8A and shall include the names and addresses of all SIUs affected by the actions identified below. For each notice specified in enforcement action 8.2.1 through 8.2.4, indicate whether it was for an infraction of a federal or local standard/limit or requirement.

8.2.1. Warning letters or notices of violations regarding SIUs' apparent noncompliance with or violation of any federal pretreatment categorical standards and/or requirements, or local limits and/or requirements;

8.2.2. Administrative Orders regarding the SIUs' apparent noncompliance with or violation of any federal pretreatment categorical standards and/or requirements, or local limits and/or requirements;

8.2.3. Civil actions regarding the SIUs' apparent noncompliance with or violation of any federal pretreatment categorical standards and/or requirements, or local limits and/or requirements;

8.2.4. Criminal actions regarding the SIUs' apparent noncompliance with or violation of any federal pretreatment categorical standards and/or requirements, or local limits and/or requirements;

8.2.5. Assessment of monetary penalties. Identify the amount of penalty in each case and reason for assessing the penalty;

8.2.6. Order to restrict/suspend discharge to the Discharger; and

8.2.7. Order to disconnect the discharge from entering the Discharger.

**8.3. July-December Semiannual Data:** For SIU violations/noncompliance during the semiannual reporting period from July 1 through December 31, provide the following information:

8.3.1. Name and facility address of the SIU;

8.3.2. Indicate if the SIU is subject to Federal Categorical Standards; if so, specify the category including the subpart that applies;

8.3.3. For SIUs subject to Federal Categorical Standards, indicate if the violation is of a categorical or local standard;

8.3.4. Indicate the compliance status of the SIU for the two quarters of the reporting period; and

8.3.5. For violations/noncompliance identified in the reporting period, provide:

- 8.3.5.1. The date(s) of violation(s);
- 8.3.5.2. The parameters and corresponding concentrations exceeding the limits and the discharge limits for these parameters; and
- 8.3.5.3. A brief summary of the noncompliant event(s) and the steps that are being taken to achieve compliance.

## **9. Baseline Monitoring Report Update**

This section shall provide a list of CIUs added to the pretreatment program since the last annual report. This list of new CIUs shall summarize the status of the respective Baseline Monitoring Reports (BMR). The BMR must contain the information specified in 40 C.F.R. 403.12(b). For each new CIU, the summary shall indicate when the BMR was due; when the CIU was notified by the Discharger of this requirement; when the CIU submitted the report; and/or when the report is due.

## **10. Pretreatment Program Changes**

This section shall contain a description of any significant changes in the Pretreatment Program during the past year including, but not limited to:

- 10.1. Legal authority;
- 10.2. Local limits;
- 10.3. Monitoring/ inspection program and frequency;
- 10.4. Enforcement protocol;
- 10.5. Program's administrative structure;
- 10.6. Staffing level;
- 10.7. Resource requirements;
- 10.8. Funding mechanism;
- 10.9. If the manager of the Discharger's pretreatment program changed, a revised organizational chart shall be included; and
- 10.10. If any element(s) of the program is in the process of being modified, this intention shall also be indicated.

## **11. Pretreatment Program Budget**

This section shall present the budget spent on the Pretreatment Program. The budget, either by the calendar or fiscal year, shall show the total expenses required to implement the pretreatment program. A brief discussion of the source(s) of funding



shall be provided. In addition, the Discharger shall make available upon request specific details on its pretreatment program expense amounts such as for personnel, equipment, and chemical analyses.

## **12. Public Participation Summary**

This section shall include a copy of the public notice as required in 40 C.F.R. 403.8(f)(2)(viii). If a notice was not published, the reason shall be stated.

## **13. Biosolids Storage and Disposal Practice**

This section shall describe how treated biosolids are stored and ultimately disposed. If a biosolids storage area is used, it shall be described in detail including its location, containment features and biosolids handling procedures.

## **14. Other Pollutant Reduction Activities**

This section shall include a brief description of any programs the Discharger implements to reduce pollutants from nondomestic users that are not classified as SIUs. If the Discharger submits any of this program information in an Annual Pollution Prevention Report, reference to this other report shall satisfy this reporting requirement.

## **15. Other Subjects**

Other information related to the Pretreatment Program that does not fit into any of the above categories should be included in this section.

## **16. Permit Compliance System (PCS) Data Entry Form**

The annual report shall include the PCS Data Entry Form. This form shall summarize the enforcement actions taken against SIUs in the past year. This form shall include the following information:

- 16.1. Discharger's name,
- 16.2. NPDES Permit number,
- 16.3. Period covered by the report,
- 16.4. Number of SIUs in significant noncompliance (SNC) that are on a pretreatment compliance schedule,
- 16.5. Number of notices of violation and administrative Orders issued against SIUs,
- 16.6. Number of civil and criminal judicial actions against SIUs,

16.7. Number of SIUs that have been published as a result of being in SNC, and

16.8. Number of SIUs from which penalties have been collected.

## **APPENDIX H-2: REQUIREMENTS FOR JANUARY-JUNE PRETREATMENT SEMIANNUAL REPORT**

The pretreatment semiannual report is due on July 31 for pretreatment program activities conducted from January through June unless an exception has been granted by the Regional Water Board's Executive Officer (e.g., pretreatment programs without any SIUs may qualify for an exception to the pretreatment semiannual report). Pretreatment activities conducted from July through December of each year shall be included in the Pretreatment Annual Report as specified in Appendix H-1. The pretreatment semiannual report shall contain, at a minimum the following information:

### **1. Influent, Effluent and Biosolids Monitoring**

The influent, effluent and biosolids monitoring results shall be evaluated in preparation of this report. The Discharger shall retain analytical laboratory reports with the QA/QC data validation and make these reports available upon request. The Discharger shall also make available upon request a description of its influent, effluent and biosolids sampling procedures. Violations of any parameter that exceed NPDES limits shall be identified and reported. The contributing source(s) of the parameters that exceed NPDES limits shall be investigated and discussed.

### **2. Significant Industrial User (SIU) Compliance Status**

This section shall contain a list of all SIUs that were not in consistent compliance with all pretreatment standards/limits or requirements for the reporting period. For the reported SIUs, the compliance status for the previous semiannual reporting period shall be included. Once the SIU has determined to be out of compliance, the SIU shall be included in subsequent reports until consistent compliance has been achieved. A brief description detailing the actions that the SIU undertook to come back into compliance shall be provided.

For each SIU on the list, the following information shall be provided:

- 2.1.** Name and facility address of the SIU;
- 2.2.** Indicate if the SIU is subject to Federal Categorical Standards; if so, specify the category including the subpart that applies;
- 2.3.** For SIUs subject to Federal Categorical Standards, indicate if the violation is of a categorical or local standard;
- 2.4.** Indicate the compliance status of the SIU for the two quarters of the reporting period; and
- 2.5.** For violations/noncompliance identified in the reporting period, provide:
  - 2.5.1.** The date(s) of violation(s);

- 2.5.2. The parameters and corresponding concentrations exceeding the limits and the discharge limits for these parameters; and
- 2.5.3. A brief summary of the noncompliant event(s) and the steps that are being taken to achieve compliance.

### **3. Discharger's Compliance with Pretreatment Program Requirements**

This section shall contain a discussion of the Discharger's compliance status with the Pretreatment Program Requirements as indicated in the latest Pretreatment Compliance Audit (PCA) Report or Pretreatment Compliance Inspection (PCI) Report. It shall contain a summary of the following information:

- 3.1. Date of latest PCA or PCI report;
- 3.2. Date of the Discharger's response;
- 3.3. List of unresolved issues; and
- 3.4. Plan(s) and schedule for resolving the remaining issues.

**APPENDIX H-3:  
SIGNATURE REQUIREMENTS  
FOR PRETREATMENT ANNUAL AND SEMIANNUAL REPORTS**

The pretreatment annual and semiannual reports shall be signed by a principal executive officer, ranking elected official, or other duly authorized employee who is responsible for the overall operation of the Discharger (POTW - 40 C.F.R. section 403.12[m]). Signed copies of the reports shall be submitted to the State Water Board and the Regional Water Board through the electronic self-monitoring report (eSMR) module of the California Integrated Water Quality System (CIWQS). Signed copies of the reports shall also be submitted electronically to U.S. EPA at [R9Pretreatment@epa.gov](mailto:R9Pretreatment@epa.gov) or as instructed otherwise.

## **APPENDIX H-4: REQUIREMENTS FOR INFLUENT, EFFLUENT AND BIOSOLIDS MONITORING**

The Discharger shall conduct sampling of its treatment plant's influent, effluent and biosolids at the frequency shown in the pretreatment requirements table of the Monitoring and Reporting Program (MRP, Attachment E). When sampling periods coincide, one set of test results, reported separately, may be used for those parameters that are required to be monitored by both the influent and effluent monitoring requirements of the MRP and the Pretreatment Program. The Pretreatment Program monitoring reports as required in Appendices H-1 and H-2 shall be transmitted to the Pretreatment Program Coordinator.

### **1. Reduction of Monitoring Frequency**

The minimum frequency of Pretreatment Program influent, effluent, and biosolids monitoring shall be dependent on the number of SIUs identified in the Discharger's Pretreatment Program as indicated in Table H-1.

**Table H-1. Minimum Frequency of Pretreatment Program Monitoring**

Number of SIUs	Minimum Frequency
< 5	Once every five years
> 5 and < 50	Once every year
> 50	Twice per year

If the Discharger's required monitoring frequency is greater than the minimum specified in Table H-1, the Discharger may request a reduced monitoring frequency for that constituent(s) as part of its application for permit reissuance if it meets the following criteria:

The monitoring data for the constituent(s) consistently show non-detect (ND) levels for the effluent monitoring and very low (i.e., near ND) levels for influent and biosolids monitoring for a minimum of eight previous years' worth of data.

The Discharger's request shall include tabular summaries of the data and a description of the trends in the industrial, commercial, and residential customers in the Discharger's service area that demonstrate control over the sources of the constituent(s). The Regional Water Board may grant a reduced monitoring frequency in the reissued permit after considering the information provided by the Discharger and any other relevant information.

### **2. Influent and Effluent Monitoring**

The Discharger shall monitor for the parameters using the required sampling and test methods listed in the pretreatment table of the MRP. Any test method substitutions must have received prior written Executive Officer approval. Influent and effluent sampling locations shall be the same as those sites specified in the MRP.

The influent and effluent samples should be taken at staggered times to account for treatment plant detention time. Appropriately staggered sampling is considered consistent with the requirement for collection of effluent samples coincident with influent samples in Section 3.1.3.1.2 of Attachment G. All samples must be representative of daily operations. Sampling and analysis shall be performed in accordance with the techniques prescribed in 40 C.F.R. 136 and amendments thereto. For effluent monitoring, the reporting limits for the individual parameters shall be at or below the minimum levels (MLs) as stated in the Policy for Implementation of Toxics Standards for Inland Surface Waters, Enclosed Bays, and Estuaries of California (2000) [also known as the State Implementation Policy (SIP)]; any revisions to the MLs shall be adhered to. If a parameter does not have a stated ML, then the Discharger shall conduct the analysis using the lowest commercially available and reasonably achievable detection levels.

The following report elements should be used to submit the influent and effluent monitoring results. A similarly structured format may be used but will be subject to Regional Water Board approval. The monitoring reports shall be submitted with the Pretreatment Annual Report identified in Appendix H-1.

- 2.1. Sampling Procedures, Sample Dechlorination, Sample Compositing, and Data Validation (applicable quality assurance/quality control) shall be performed in accordance with the techniques prescribed in 40 C.F.R. 136 and amendments thereto. The Discharger shall make available upon request its sampling procedures including methods of dechlorination, compositing, and data validation.
- 2.2. A tabulation of the test results for the detected parameters shall be provided.
- 2.3. Discussion of Results – The report shall include a complete discussion of the test results for the detected parameters. If any pollutants are detected in sufficient concentration to upset, interfere or pass through plant operations, the type of pollutant(s) and potential source(s) shall be noted, along with a plan of action to control, eliminate, and/or monitor the pollutant(s). Any apparent generation and/or destruction of pollutants attributable to chlorination/dechlorination sampling and analysis practices shall be noted.

### **3. Biosolids Monitoring**

Biosolids should be sampled in a manner that will be representative of the biosolids generated from the influent and effluent monitoring events except as noted in 3.3 below. The same parameters required for influent and effluent analysis shall be included in the biosolids analysis. The biosolids analyzed shall be a composite sample of the biosolids for final disposal consisting of:

- 3.1. Biosolids lagoons – 20 grab samples collected at representative equidistant intervals (grid pattern) and composited as a single grab, or
- 3.2. Dried stockpile – 20 grab samples collected at various representative locations and depths and composited as a single grab, or

- 3.3.** Dewatered biosolids - daily composite of 4 representative grab samples each day for 5 days taken at equal intervals during the daily operating shift taken from (a) the dewatering units or (b) each truckload, and combined into a single 5-day composite.

The U.S. EPA manual, POTW Sludge Sampling and Analysis Guidance Document, August 1989, containing detailed sampling protocols specific to biosolids is recommended as a guidance for sampling procedures. The U.S. EPA manual Analytical Methods of the National Sewage Sludge Survey, September 1990, containing detailed analytical protocols specific to biosolids, is recommended as a guidance for analytical methods.

In determining if the biosolids are a hazardous waste, the Discharger shall adhere to Article 2, "Criteria for Identifying the Characteristics of Hazardous Waste," and Article 3, "Characteristics of Hazardous Waste," of Title 22, California Code of Regulations, sections 66261.10 to 66261.24 and all amendments thereto.

The following report elements should be used to submit the biosolids monitoring results. A similarly structured form may be used but will be subject to Regional Water Board approval. The results shall be submitted with the Pretreatment Annual Report identified in Appendix H-1.

- Sampling Procedures and Data Validation (applicable quality assurance/quality control) shall be performed in accordance with the techniques prescribed in 40 C.F.R. 136 and amendments thereto. The Discharger shall make available upon request its biosolids sampling procedures and data validation methods.
- Test Results – Tabulate the test results for the detected parameters and include the percent solids.
- Discussion of Results – Include a complete discussion of test results for the detected parameters. If the detected pollutant(s) is reasonably deemed to have an adverse effect on biosolids disposal, a plan of action to control, eliminate, and/or monitor the pollutant(s) and the known or potential source(s) shall be included. Any apparent generation and/or destruction of pollutants attributable to chlorination/dechlorination sampling and analysis practices shall be noted.

The Discharger shall also provide a summary table presenting any influent, effluent or biosolids monitoring data for non-priority pollutants that the Discharger believes may be causing or contributing to interference, pass through or adversely impacting biosolids quality.