

**CALIFORNIA REGIONAL WATER QUALITY CONTROL BOARD  
SAN FRANCISCO BAY REGION**

1515 Clay Street, Suite 1400, Oakland, California 94612  
waterboards.ca.gov/sanfranciscobay

**REVISED TENTATIVE ORDER R2-2025-XXXX  
NPDES PERMIT CA0038024**

The following Discharger is subject to the waste discharge requirements (WDRs) set forth in this Order:

Discharger **Fairfield-Suisun Sewer District**  
Name of Facility **Fairfield-Suisun Wastewater Treatment Plant and its sanitary sewer system**  
Facility Address **1010 Chadbourne Road  
Fairfield, CA 94534  
Solano County**

**Table 1. Discharge Locations**

<b>Discharge Point</b>	<b>Effluent Description</b>	<b>Discharge Point Latitude (North-South)</b>	<b>Discharge Point Longitude (East-West)</b>	<b>Receiving Water</b>
001	Advanced Secondary Treated Municipal Wastewater	38.2090°	-122.0581°	Boynton Slough
002	Advanced Secondary Treated Municipal Wastewater	38.2141°	-122.0663°	Duck Pond 1
003	Advanced Secondary Treated Municipal Wastewater	38.2097°	-122.0592°	Duck Pond 2
005	Advanced Secondary Treated Municipal Wastewater	38.2336°	-122.0590°	Ledgewood Creek
006	Advanced Secondary Treated Municipal Wastewater	38.2117°	-122.0731°	Boynton Slough

This Order was adopted on: **XXXXXX**  
This Order shall become effective on: **February 1, 2026**  
This Order shall expire on: **January 31, 2031**  
CIWQS regulatory measure number: **XXXXXX**

The Discharger shall file a Report of Waste Discharge as an application for updated WDRs in accordance with title 23, California Code of Regulations, and an application for reissuance of a National Pollutant Discharge Elimination System (NPDES) permit no later than **April 30, 2030**. The U.S. Environmental Protection Agency (U.S. EPA) and

the California Regional Water Quality Control Board, San Francisco Bay Region (Regional Water Board) have classified this discharge as “**major**.”

I hereby certify that this Order with all attachments is a full, true, and correct copy of the Order adopted by the Regional Water Board on the date indicated above.

---

Eileen White, Executive Officer

## CONTENTS

1. FACILITY INFORMATION .....	4
2. FINDINGS.....	4
3. DISCHARGE PROHIBITIONS .....	5
4. EFFLUENT LIMITATIONS.....	5
5. PROVISIONS .....	7

## TABLES

TABLE 1. DISCHARGE LOCATIONS .....	1
TABLE 2. EFFLUENT LIMITATIONS .....	5
TABLE 3. COPPER ACTION PLAN .....	13
TABLE 4. CYANIDE ACTION PLAN .....	13

## ATTACHMENTS

ATTACHMENT A – DEFINITIONS AND ABBREVIATIONS .....	A-1
ATTACHMENT B – MAP .....	B-1
ATTACHMENT C – PROCESS FLOW DIAGRAM .....	C-4
ATTACHMENT D – STANDARD PROVISIONS .....	D-1
ATTACHMENT E – MONITORING AND REPORTING PROGRAM .....	E-1
ATTACHMENT F – FACT SHEET .....	F-1
ATTACHMENT G – REGIONAL STANDARD PROVISIONS, AND MONITORING AND REPORTING REQUIREMENTS (SUPPLEMENT TO ATTACHMENT D) .....	G-1
ATTACHMENT H – PRETREATMENT REQUIREMENTS .....	H-1

## 1. FACILITY INFORMATION

Information describing the Fairfield-Suisun Wastewater Treatment Plant and Fairfield-Suisun Sewer District sanitary sewer system (collectively, Facility) is summarized on the cover page and in Fact Sheet (Attachment F) sections 1 and 2. Fact Sheet section 1 also includes information regarding the permit application.

## 2. FINDINGS

The Regional Water Board finds the following:

- 2.1. Legal Authorities.** This Order serves as WDRs pursuant to California Water Code article 4, chapter 4, division 7 (commencing with § 13260). This Order is also issued pursuant to federal Clean Water Act (CWA) section 402 and implementing regulations adopted by U.S. EPA and Water Code chapter 5.5, division 7 (commencing with § 13370). It shall serve as an NPDES permit authorizing the Discharger to discharge into waters of the United States as described in Table 1 subject to the WDRs in this Order.
- 2.2. Background and Rationale for Requirements.** The Regional Water Board developed the requirements in this Order based on information the Discharger submitted as part of its application, information obtained through monitoring and reporting programs, and other available information. The Fact Sheet contains background information and rationale for the requirements in this Order and is hereby incorporated into and constitutes findings for this Order. Attachments A through E, G, and H are also incorporated into this Order.
- 2.3. Provisions and Requirements Implementing State Law.** Provision 5.3.4.2.1 below and Attachment G Provision 1.9.1 are included to implement state law only. These provisions are not required or authorized under the federal CWA; consequently, violations of these provisions are not subject to the enforcement remedies that are available for NPDES violations.
- 2.4. Notification of Interested Parties.** The Regional Water Board notified the Discharger and interested agencies and persons of its intent to prescribe these WDRs and has provided an opportunity to submit written comments and recommendations. Fact Sheet section 8.1 provides details regarding the notification.
- 2.5. Consideration of Public Comment.** The Regional Water Board, in a public meeting, heard and considered all comments pertaining to the discharge. Fact Sheet section 8.3 provides details regarding the public hearing.

THEREFORE, IT IS HEREBY ORDERED that Order R2-2020-0012 (previous order), as amended by Orders R2-2021-0028 and R2-2023-0023, is rescinded upon the effective date of this Order, except for enforcement purposes, and, in order to meet the provisions contained in Water Code division 7 (commencing with § 13000) and



regulations adopted thereunder and the provisions of the CWA) and regulations and guidelines adopted thereunder, the Discharger shall comply with the requirements in this Order. This action in no way prevents the Regional Water Board from taking enforcement action for violations of the previous order.

### 3. DISCHARGE PROHIBITIONS

- 3.1. Discharge of treated or partially-treated wastewater at a location or in a manner different from that described in this Order is prohibited.
- 3.2. Bypass of untreated or partially-treated wastewater to waters of the United States is prohibited, except as provided for in Attachment D section 1.7. Routing flows around tertiary filters when the liquid level in the filter inlet structure exceeds 8.6 feet is not considered a bypass and is not a violation of this Order.
- 3.3. Average dry weather influent flow in excess of 23.7 million gallons per day (MGD) is prohibited. Average dry weather influent flow shall be determined from three consecutive dry weather months (between May 1 and September 30) each year, with compliance measured at Monitoring Location INF-001 as described in the MRP.
- 3.4. Any sanitary sewer overflow that results in a discharge of untreated or partially-treated wastewater to waters of the United States is prohibited.

### 4. EFFLUENT LIMITATIONS

- 4.1. **Effluent Limitations.** The discharge at Discharge Points 001, 002, 003, 005, and 006 shall meet the following effluent limitations, with compliance measured at Monitoring Location EFF-001D as described in the MRP:

**Table 2. Effluent Limitations**

Parameter	Units	Average Monthly	Average Weekly	Maximum Daily	Instantaneous Minimum	Instantaneous Maximum
Biochemical Oxygen Demand (5-day @ 20°C) (BOD <sub>5</sub> )	mg/L	10	15	-	-	-
Total Suspended Solids (TSS)	mg/L	10	15	-	-	-
pH <sup>[1]</sup>	s.u.	-	-	-	6.5	8.5
Turbidity	NTU	-	-	10	-	-
Ammonia, Total	mg/L as N	2.0	-	4.0	-	-
Copper, Total Recoverable	µg/L	11	-	15	-	-
Cyanide, Total	µg/L	7.4	-	12	-	-
Dioxin-TEQ	µg/L	1.4 x 10 <sup>-8</sup>	-	2.8 x 10 <sup>-8</sup>	-	-

**Footnotes:**

<sup>[1]</sup> If the Discharger monitors pH continuously, pursuant to Code of Federal Regulation, Title 40 (40 C.F.R.), section 401.17 the Discharger shall be in compliance with this pH limitation provided that both of the following conditions are satisfied: (i) the total time

during which the pH is outside the required range shall not exceed 7 hours and 26 minutes in any calendar month; and (ii) no individual excursion from the required pH range shall exceed 60 minutes.

**4.2. Percent Removal.** The average monthly percent removal of biochemical oxygen demand (BOD<sub>5</sub>) and total suspended solids (TSS) at all discharge points shall not be less than 85 percent (i.e., in each calendar month, the arithmetic mean of BOD<sub>5</sub> and TSS, by concentration, of effluent samples collected at Monitoring Location EFF-001D as described in the MRP shall not exceed 15 percent of the arithmetic mean of BOD<sub>5</sub> and TSS, by concentration, for influent samples collected at Monitoring Location INF-001 as described in the MRP, at approximately the same times during the same periods).

**4.3. *Enterococcus* Bacteria.** The discharge at Discharge Points 001, 002, 003, 005, and 006 shall meet the following *Enterococcus* effluent limitations, with compliance measured at Monitoring Location EFF-001D as described in the MRP:

- 4.3.1. The six-week rolling geometric mean of *Enterococcus* bacteria, calculated weekly, shall not exceed 30 colony forming units per 100 milliliters (CFU/100 mL). Compliance with this limit shall be determined weekly by calculating the geometric mean of all *Enterococcus* sample results from the past six weeks; and
- 4.3.2. No more than 10 percent of all *Enterococcus* bacteria samples collected in a calendar month shall exceed 110 CFU/100 mL. Compliance with this limit shall be determined based on measured sample results. The Dischargers shall not report interpolated results. If a discharger has 9 or fewer sample results in a calendar month, compliance shall be based on the highest result. If a discharger has 10 to 19 sample results, compliance shall be based on the second highest result, and so on.

**4.4. Chronic Toxicity.** The discharge at Discharge Points 001, 002, 003, 005, and 006 shall meet the following maximum daily effluent limit (MDEL) and median monthly effluent limit (MMEL) at the instream waste concentration (IWC) of 25 percent effluent, with compliance measured using the most sensitive species for effluent Monitoring Location EFF-001D as described in the MRP and the Test of Significant Toxicity:

- MDEL: No chronic aquatic toxicity test result of “fail” for any sub-lethal endpoint and no percent effect greater than or equal to 50 percent for the survival endpoint (if the most sensitive species has a survival endpoint) or greater than or equal to 50 percent for any sub-lethal endpoint (if the most sensitive species has no survival endpoint).
- MMEL: No more than one chronic aquatic toxicity test result of “fail” in a calendar month for any endpoint.

## 5. PROVISIONS

### 5.1. Standard Provisions

- 5.1.1. The Discharger shall comply with all “Standard Provisions” in Attachment D.
- 5.1.2. The Discharger shall comply with all applicable provisions of the “Regional Standard Provisions, and Monitoring and Reporting Requirements for NPDES Wastewater Discharge Permits” in Attachment G.
- 5.1.3. If there is any conflict, duplication, or overlap between provisions in this Order, the more stringent provision shall apply.

### 5.2. Monitoring and Reporting Provisions

The Discharger shall comply with the MRP, Attachment E, and future revisions thereto, and applicable monitoring and reporting requirements in Attachments D and G.

### 5.3. Special Provisions

- 5.3.1. **Reopener Provisions.** The Regional Water Board may modify or reopen this Order prior to its expiration date in any of the following circumstances as allowed by law or as otherwise authorized by law. The Discharger may request a permit modification based on any of these circumstances. With any such request, the Discharger shall include antidegradation and anti-backsliding analyses as necessary.
  - 5.3.1.1. If present or future investigations demonstrate that the discharges governed by this Order have or will have a reasonable potential to cause or contribute to adverse impacts on water quality or beneficial uses of the receiving waters;
  - 5.3.1.2. If new or revised water quality objectives or total maximum daily loads (TMDLs) come into effect for San Francisco Bay or contiguous water bodies (whether statewide, regional, or site-specific). In such cases, effluent limitations in this Order may be modified as necessary to reflect the updated water quality objectives or wasteload allocations. Adoption of the effluent limitations in this Order does not restrict in any way future modifications based on legally adopted water quality objectives or TMDLs or as otherwise permitted under federal regulations governing NPDES permit modifications;
  - 5.3.1.3. If translator, dilution, or other water quality studies provide a basis for determining that a permit condition should be modified;
  - 5.3.1.4. If a State Water Board precedential decision, new policy, new law, or new regulation is adopted;

- 5.3.1.5. If an administrative or judicial decision on a separate NPDES permit or WDRs addresses requirements similar to this discharge; or
- 5.3.1.6. If the Discharger requests adjustments in effluent limitations due to the implementation of stormwater diversion pursuant to the Municipal Regional Stormwater Permit (Permit CAS612008) for redirecting dry weather and first flush discharges from the storm drain system to the sanitary sewer system as a stormwater pollutant control strategy.

### 5.3.2. **Effluent Characterization Study and Report**

- 5.3.2.1. **Study Elements.** The Discharger shall characterize and evaluate the discharge from Discharge Points 001, 002, 003, 005, and 006 as required by the MRP to verify that the reasonable potential analysis conclusions of this Order remain valid and to inform the next permit reissuance. The Discharger shall evaluate on an annual basis if concentrations of any of the priority pollutants listed in Attachment G, Table B, significantly increase over past performance. The Discharger shall investigate the cause of any such increase. The investigation may include, but need not be limited to, an increase in monitoring frequency, monitoring of internal process streams, and monitoring of influent sources. The Discharger shall establish remedial measures addressing any increase resulting in reasonable potential to cause or contribute to an exceedance of applicable water quality objectives. This requirement may be satisfied through identification of the constituent as a “pollutant of concern” in the Discharger’s Pollutant Minimization Program, described in Provision 5.3.3 below.

### 5.3.2.2. **Reporting Requirements**

- 5.3.2.2.1. **Routine Reporting.** The Discharger shall report the pollutants detected at or above applicable water quality objectives (see Fact Sheet Table F-7 for the objectives) in the transmittal letter for the self-monitoring report associated with the month in which samples were collected. This requirement does not apply to pollutants with effluent limitations (see Table 2 of this Order).
- 5.3.2.2.2. **Annual Reporting.** The Discharger shall summarize the annual data evaluation and source investigation in the annual self-monitoring report associated with the year in which samples were collected.

### 5.3.3. **Pollutant Minimization Program**

- 5.3.3.1. The Discharger shall continue to improve its existing Pollutant Minimization Program to promote minimization of pollutant loadings to the treatment plant and therefore to the receiving waters.

- 5.3.3.2. The Discharger shall submit an annual report no later than February 28 of each calendar year. Each annual report shall include at least the following information:
- 5.3.3.2.1. **Brief description of treatment plant.** The description shall include the service area and treatment plant processes.
  - 5.3.3.2.2. **Discussion of current pollutants of concern.** Periodically, the Discharger shall analyze its circumstances to determine which pollutants are currently a problem and which pollutants may be potential future problems. This discussion shall include the reasons for choosing the pollutants.
  - 5.3.3.2.3. **Identification of sources for pollutants of concern.** This discussion shall include how the Discharger intends to estimate and identify pollutant sources. The Discharger shall include sources or potential sources not directly within the ability or authority of the Discharger to control, such as pollutants in the potable water supply and air deposition.
  - 5.3.3.2.4. **Identification of tasks to reduce the sources of pollutants of concern.** This discussion shall identify and prioritize tasks to address the Discharger's pollutants of concern. The Discharger may implement the tasks by itself or participate in group, regional, or national tasks that address its pollutants of concern. The Discharger is strongly encouraged to participate in group, regional, or national tasks that address its pollutants of concern whenever it is efficient and appropriate to do so. An implementation timeline shall be included for each task.
  - 5.3.3.2.5. **Outreach to employees.** The Discharger shall inform employees about the pollutants of concern, potential sources, and how they might be able to help reduce the discharge of these pollutants of concern into the Facility. The Discharger may provide a forum for employees to provide input.
  - 5.3.3.2.6. **Continuation of Public Outreach Program.** The Discharger shall prepare a pollution prevention public outreach program for its service area. Outreach may include participation in existing community events, such as county fairs; initiating new community events, such as displays and contests during Pollution Prevention Week; conducting school outreach programs; conducting plant tours; and providing public information in newspaper articles or advertisements, radio or television stories or spots, newsletters, utility bill inserts, or websites. Information shall be specific to target audiences. The Discharger shall coordinate with other agencies as appropriate.
  - 5.3.3.2.7. **Discussion of criteria used to measure Pollutant Minimization Program and task effectiveness.** The Discharger shall establish criteria to evaluate the effectiveness of its Pollutant Minimization Program. This

discussion shall identify the specific criteria used to measure the effectiveness of each task in Provisions 5.3.3.2.3, 5.3.3.2.4., 5.3.3.2.5, and 5.3.3.2.6.

- 5.3.3.2.8. **Documentation of efforts and progress.** This discussion shall detail all of the Discharger's Pollutant Minimization Program activities during the reporting year.
- 5.3.3.2.9. **Evaluation of Pollutant Minimization Program and task effectiveness.** The Discharger shall use the criteria established in Provision 5.3.3.2.7 to evaluate the program and task effectiveness.
- 5.3.3.2.10. **Identification of specific tasks and timelines for future efforts.** Based on the evaluation, the Discharger shall explain how it intends to continue or change its tasks to more effectively reduce the amount of pollutants flowing to the treatment plant, and subsequently in its effluent.
- 5.3.3.3. The Discharger shall continue to implement its existing Pollutant Minimization Program as described below when there is evidence that a priority pollutant is present in the effluent above an effluent limitation (e.g., sample results reported as detected but not quantified [DNQ] when the effluent limitation is less than the method detection limit [MDL], sample results from analytical methods more sensitive than those methods required by this Order, presence of aquatic toxicity, health advisories for fish consumption, or results of benthic or aquatic organism tissue sampling) and either:
  - 5.3.3.3.1. A sample result is reported as DNQ and the effluent limitation is less than the Reporting Level (RL); or
  - 5.3.3.3.2. A sample result is reported as not detected (ND) and the effluent limitation is less than the MDL, using definitions described in Attachment A and reporting protocols described in the MRP.
- 5.3.3.4. If triggered for a reason set forth in Provision 5.3.3.3, above, the Discharger's Pollutant Minimization Program shall include, but not be limited to, the following actions and submittals:
  - 5.3.3.4.1. An annual review and semi-annual monitoring of potential sources of the reportable priority pollutants, which may include fish tissue monitoring and other bio-uptake sampling, or alternative measures when source monitoring is unlikely to produce useful analytical data;
  - 5.3.3.4.2. Quarterly monitoring for the reportable priority pollutants in the influent to the Facility. The Executive Officer may approve alternative measures when influent monitoring is unlikely to produce useful analytical data;

- 5.3.3.4.3. Submittal of a control strategy designed to proceed toward the goal of maintaining concentrations of the reportable priority pollutants in the effluent at or below the effluent limitation;
- 5.3.3.4.4. Implementation of appropriate cost-effective control measures for the reportable priority pollutants, consistent with the control strategy; and
- 5.3.3.4.5. Inclusion of the following specific items within the annual report required by Provision 5.3.3.4, above:
  - 5.3.3.4.5.1. All Pollutant Minimization Program monitoring results for the previous year;
  - 5.3.3.4.5.2. List of potential sources of the reportable priority pollutants;
  - 5.3.3.4.5.3. Summary of all actions undertaken pursuant to the control strategy; and
  - 5.3.3.4.5.4. Description of actions to be taken in the following year.

#### 5.3.4. **Special Provisions for Publicly-Owned Treatment Works**

- 5.3.4.1. **Pretreatment Program.** The Discharger shall implement and enforce its approved pretreatment program in accordance with federal pretreatment regulations (40 C.F.R. part 403); pretreatment standards promulgated under CWA sections 307(b), 307(c), and 307(d); pretreatment requirements specified under 40 C.F.R. section 122.44(j); and the requirements in Attachment H, "Pretreatment Requirements." The Discharger's responsibilities include, but are not limited to, the following:
  - 5.3.4.1.1. Enforcement of the National Pretreatment Standards of 40 C.F.R. sections 403.5 and 403.6.
  - 5.3.4.1.2. Implementation of its pretreatment program in accordance with legal authorities, policies, procedures, and financial provisions described in the National Pretreatment Program (40 C.F.R. part 403);
  - 5.3.4.1.3. Submission of reports to the State Water Board and the Regional Water Board as described in Attachment H; and
  - 5.3.4.1.4. Evaluation of the need to revise local limits under 40 C.F.R. section 403.5(c)(1) and within 180 days following the effective date of this Order, submission of a report describing the changes, with a plan and schedule for implementation.
- 5.3.4.2. **Sludge and Biosolids Management**

- 5.3.4.2.1. Sludge and biosolids treatment and storage shall not create a nuisance, such as objectionable odors or flies, or result in groundwater contamination.
- 5.3.4.2.2. Sludge and biosolids treatment and storage site shall have facilities adequate to divert surface runoff from adjacent areas, to protect site boundaries from erosion, and to prevent conditions that would cause drainage from the stored materials. Adequate protection is defined as protection from at least a 100-year storm and the highest possible tidal stage that may occur.
- 5.3.4.2.3. This Order does not authorize permanent onsite sludge or biosolids storage or disposal. The Discharger shall file a Report of Waste Discharge and bring the site into compliance with applicable regulations prior to commencement of any such activity.
- 5.3.4.3. **Sanitary Sewer System Management.** The Discharger shall properly operate and maintain its sanitary sewer system (see Attachments D and G, section 1.4), report any noncompliance with respect to its sanitary sewer system (see Attachment D, section 5.5.1, and Attachment G, sections 5.5.1 and 5.5.2), and mitigate any discharges in violation of this Order associated with its sanitary sewer system (see Attachments D and G, section 1.3).

State Water Board Order 2022-0103-DWQ, Statewide General Waste Discharger Requirements for Sanitary Sewer Systems, contains requirements for operation and maintenance of sanitary sewer systems and for reporting and mitigating sanitary sewer overflows. The statewide WDRs clearly and specifically stipulate requirements for operation and maintenance and for reporting and mitigating sanitary sewer overflows. Implementing the requirements for operation and maintenance and mitigation of sanitary sewer overflows set forth in the statewide WDRs (and any subsequent order updating these requirements) shall satisfy the corresponding federal NPDES requirements specified in Attachments D and G of this Order for the sanitary sewer systems. Following the reporting requirements set forth in the statewide WDRs (and any subsequent order updating these requirements) shall satisfy the NPDES reporting requirements for sanitary sewer overflows specified in Attachments D and G.

#### 5.3.5. **Other Special Provisions**

- 5.3.5.1. **Copper Action Plan.** The Discharger shall implement pretreatment, source control, and pollution prevention for copper in accordance with the following tasks and time schedule:



**Table 3. Copper Action Plan**

Task No.	Task	Deadline
1	<b>Implement Copper Control Program.</b> Continue implementing existing program to reduce identified copper sources, including, as applicable, taking the following actions: <ul style="list-style-type: none"> <li>a. Providing education and outreach to the public (e.g., focusing on proper pool and spa maintenance and plumbers' roles in reducing corrosion);</li> <li>b. If corrosion is a significant copper source, working cooperatively with local water purveyors to reduce and control water corrosivity, as appropriate, and ensuring that local plumbing contractors implement best management practices to reduce corrosion in pipes; and</li> <li>c. Educating plumbers, designers, and maintenance contractors for pools and spas to encourage best management practices that minimize copper discharges.</li> </ul>	Implementation shall be ongoing
2	<b>Implement Additional Actions.</b> If the Regional Water Board notifies the Discharger that the three-year rolling mean dissolved copper concentration in Suisun Bay exceeds 2.8 µg/L, then within 90 days of the notification, evaluate the effluent copper concentration trend and, if it is increasing, develop and begin implementation of additional measures to control copper discharges. Report the conclusion of the trend analysis and provide a schedule for any new actions to be taken within the next 12 months.	With next annual pollutant minimization program report due February 28 (at least 90 days following notification)
3	<b>Report Status.</b> Submit an annual report document copper control program implementation that evaluates the effectiveness of the actions taken, including any additional actions required by Task 2 above, and provides a schedule for actions to be taken within the next 12 months.	Annually, with annual pollutant minimization program report due February 28 each year

5.3.5.2. **Cyanide Action Plan.** The Discharger shall implement monitoring and surveillance, pretreatment, source control, and pollution prevention for cyanide in accordance with the following tasks and time schedule:

**Table 4. Cyanide Action Plan**

Task No.	Task	Deadline
1	<b>Review Potential Cyanide Sources.</b> Submit an up-to-date inventory of potential cyanide sources. If no cyanide source is identified, Tasks 2 and 3, below, are not required unless the Discharger receives a request to discharge detectable levels of cyanide to the sewer. In this case, notify the Executive Officer and implement Tasks 2 and 3.	With annual pollutant minimization program report due February 28, 2026
2	<b>Implement Cyanide Control Program.</b> Implement a control program to minimize cyanide discharges consisting, at a minimum, of the following elements: <ul style="list-style-type: none"> <li>a. Inspect each potential source to assess the need to include that source in the control program.</li> <li>b. Inspect sources included in the control program annually. Inspection elements may be based on U.S. EPA guidance, such as <i>Industrial User Inspection and Sampling Manual for POTWs</i> (EPA 831-B-94-01).</li> </ul>	Implementation shall be ongoing following Executive Officer notification under Task 1

Task No.	Task	Deadline
	<p>c. Develop and distribute educational materials regarding the need to prevent cyanide discharges to sources included in the control program.</p> <p>d. Prepare an emergency monitoring and response plan to be implemented if a significant cyanide discharge occurs.</p> <p>If the plant influent cyanide concentration exceeds 10 µg/L, the Discharger shall collect a follow-up sample within 5 days of becoming aware of the laboratory results. If the results of the follow-up sample also exceed 10 µg/L, then a "significant cyanide discharge" is occurring.</p>	
3	<p><b>Implement Additional Measures.</b> If the Regional Water Board notifies the Discharger that ambient monitoring shows cyanide concentrations are 1.0 µg/L or higher in the main body of San Francisco Bay, then within 90 days of the notification, commence actions to identify and abate cyanide sources responsible for the elevated ambient concentrations, report on the progress and effectiveness of the actions taken, and provide a schedule for actions to be taken within the next 12 months.</p>	<p>With next annual pollutant minimization program report due February 28 (at least 90 days following notification)</p>
4	<p><b>Report Status of Cyanide Control Program.</b> Submit an annual report documenting cyanide control program implementation and addressing the effectiveness of actions taken, including any additional cyanide controls required by Task 3, above, and provide a schedule for actions to be taken within the next 12 months.</p>	<p>Annually, with annual pollutant minimization program report due February 28 each year</p>

5.3.5.3. **Anaerobically Digestible Material.** If the Discharger receives hauled-in anaerobically digestible material for injection into an anaerobic digester, the Discharger shall notify the Regional Water Board and develop and implement Standard Operating Procedures for this activity. The Standard Operating Procedures shall be developed prior to initiation of hauling. The Standard Operating Procedures shall address material handling, including unloading, screening, or other processing prior to anaerobic digestion; transportation; spill prevention; spill response; avoidance of the introduction of materials that could cause interference, pass through, or upset of the treatment processes; avoidance of prohibited material; vector control; odor control; operation and maintenance; and the disposition of any solid waste segregated from introduction to the digester. The Discharger shall train its staff on the Standard Operating Procedures and maintain records for a minimum of three years for each load received, describing the hauler, waste type, and quantity received. In addition, the Discharger shall maintain records for a minimum of three years for the disposition, location, and quantity of cumulative pre-digestion segregated solid waste hauled offsite.

5.3.5.4. **Average Annual Selenium Load.** The Discharger shall report the average annual selenium load with its application for permit reissuance. The average annual load shall be the arithmetic mean of the annual mass discharges for the previous order term. Annual mass emissions shall be computed as follows:

$$\text{Annual Mass emission rate (kg/day)} = (3.785/N) \sum Q_i C_i$$

where:

$N$  = number of samples in a year

$Q_i$  = flow rate (MGD) associated with the  $i^{\text{th}}$  sample, valid until a new sample is collected

$C_i$  = selenium concentration (mg/L) associated with the  $i^{\text{th}}$  sample, valid until a new sample is collected

When calculating selenium loads, the Discharger shall use estimated values and assume data reported below the method detection limit equal half of the detection limit.

5.3.5.5. **New Discharge (Discharge Point 006).** The Discharger shall submit the following documentation and wait for Executive Officer written concurrence that these requirements have been satisfied prior to commencing discharge at Discharge Point 006:

- 5.3.5.5.1. Physical description of the discharge configuration, including as-built discharge point latitude and longitude;
- 5.3.5.5.2. Certification by a licensed professional that the outfall has been constructed as designed, has been tested, and is ready for use;
- 5.3.5.5.3. Updates to the Operations and Maintenance Manual and Contingency Plan that include the new discharge point;
- 5.3.5.5.4. Formal assessment of whether discharges from Discharge Point 006 are likely to adversely affect threatened or endangered species and/or critical habitat;
- 5.3.5.5.5. If it is determined that discharges from Discharge Point 006 are likely to adversely affect threatened or endangered species and/or critical habitat, documentation of mitigation measures to be implemented to ensure that adverse effects to threatened or endangered species and/or critical habitat do not occur;
- 5.3.5.5.6. Demonstration of compliance with all applicable provisions of the California Environmental Quality Act (California Public Resources Code Division 13, Chapter 3, section 21100 et seq.);
- 5.3.5.5.7. Updated Attenuation Study that includes an analysis of mixing zone conditions at Discharge Point 006. The analysis shall evaluate the conditions indicated in section 1.4.2.2 of the *Policy for Implementation of Toxics Standards for Inland Surface Waters, Enclosed Bays, and Estuaries of California* (State Implementation Policy or SIP); and

- 5.3.5.5.8. Notification, at least 30 days prior, of specific dates the Discharger proposes to commence discharging from Discharge Point 006.

## **ATTACHMENT A – DEFINITIONS AND ABBREVIATIONS**

### **DEFINITIONS**

#### **Alternative Hypothesis**

Statement used to propose a statistically significant relationship in a set of given observations. Under the TST approach, when the Null Hypothesis is rejected, the Alternative Hypothesis is accepted in its place, indicating a relationship between variables and an acceptable level of toxicity.

#### **Arithmetic Mean ( $\mu$ )**

Also called the average, sum of measured values divided by the number of samples. For ambient water concentrations, the arithmetic mean is calculated as follows:

$$\text{Arithmetic mean} = \mu = \Sigma x / n$$

where:  $\Sigma x$  is the sum of the measured ambient water concentrations,  
and  $n$  is the number of samples

#### **Average Monthly Effluent Limitation (AMEL)**

Highest allowable average of daily discharges over a calendar month, calculated as the sum of all daily discharges measured during a calendar month divided by the number of daily discharges measured during that month.

#### **Average Weekly Effluent Limitation (AWEL)**

Highest allowable average of daily discharges over a calendar week (Sunday through Saturday), calculated as the sum of all daily discharges measured during a calendar week divided by the number of daily discharges measured during that week.

#### **Bioaccumulative**

Taken up by an organism from its surrounding medium through gill membranes, through epithelial tissue, or from food and subsequently concentrated and retained in the body of the organism.

#### **Calendar Month(s)**

Period from the first day of a month through the last day of a month (e.g., January 1 to January 31). For toxicity monitoring, the period is from the first day of a routine monitoring test to the day before the corresponding day of the next month (e.g., from June 15 to July 14), or to the last day of the next month if there is no corresponding day (e.g., January 31 to February 28).

#### **Carcinogenic**

Known to cause cancer in living organisms.

#### **Coefficient of Variation (CV)**

Measure of data variability calculated as the estimated standard deviation divided by the arithmetic mean of the observed values.

### **Daily Discharge**

Either: (1) the total mass of a constituent discharged over a calendar day (12:00 a.m. through 11:59 p.m.) or any 24-hour period that reasonably represents a calendar day for purposes of sampling (as specified in the permit) for a constituent with limitations expressed in units of mass; or (2) the unweighted arithmetic mean measurement of a constituent over a day for a constituent with limitations expressed in other units of measurement (e.g., concentration)

The daily discharge may be determined by the analytical results of a composite sample taken over the course of one day (a calendar day or other 24-hour period defined as a day) or by the arithmetic mean of analytical results from one or more grab samples taken over the course of the day.

For composite sampling, if 1 day is defined as a 24-hour period other than a calendar day, the analytical result for the 24-hour period is considered the result for the calendar day in which the 24-hour period ends.

### **Detected, but Not Quantified (DNQ)**

Sample results less than the RL, but greater than or equal to the laboratory's MDL. Sample results reported as DNQ are estimated concentrations.

### **Dilution Credit**

Amount of dilution granted to a discharge in the calculation of a water quality-based effluent limitation, based on the allowance of a specified mixing zone. It is calculated from the dilution ratio or determined through conducting a mixing zone study or modeling of the discharge and receiving water.

### **Effluent Concentration Allowance (ECA)**

Value derived from the water quality criterion or objective, dilution credit, and ambient background concentration that is used, in conjunction with the CV for the effluent monitoring data, to calculate a long-term average (LTA) discharge concentration. The ECA has the same meaning as wasteload allocation (WLA) as used in U.S. EPA guidance (*Technical Support Document for Water Quality-based Toxics Control*, March 1991, second printing, EPA/505/2-90-001).

### **Effective Concentration (EC)**

The EC is a point estimate of the toxicant concentration that would cause an adverse effect on a quantal, "all or nothing," response (such as death, immobilization, or serious incapacitation) in a given percent of the test organisms. If the effect is death or immobility, the term lethal concentration (LC) may be used. EC values may be calculated using point estimation techniques such as probit, logit, and Spearman-Kärber. EC25 is the concentration of toxicant (in percent effluent) that causes a response in 25 percent of the test organisms.

### **Enclosed Bays**

Indentations along the coast that enclose an area of oceanic water within distinct headlands or harbor works. Enclosed bays include all bays where the narrowest

distance between the headlands or outermost harbor works is less than 75 percent of the greatest dimension of the enclosed portion of the bay. Enclosed bays include, but are not limited to, Humboldt Bay, Bodega Harbor, Tomales Bay, Drake's Estero, San Francisco Bay, Morro Bay, Los Angeles-Long Beach Harbor, Upper and Lower Newport Bay, Mission Bay, and San Diego Bay. Enclosed bays do not include inland surface waters or ocean waters.

### **Estimated Chemical Concentration**

Concentration that results from the confirmed detection of a substance below the ML by the analytical method.

### **Estuaries**

Waters, including coastal lagoons, located at the mouths of streams that serve as areas of mixing for fresh and ocean waters. Coastal lagoons and mouths of streams that are temporarily separated from the ocean by sandbars shall be considered estuaries. Estuarine waters are considered to extend from a bay or the open ocean to a point upstream where there is no significant mixing of fresh water and seawater. Estuarine waters included, but are not limited to, the Sacramento-San Joaquin Delta, as defined in Water Code section 12220; Suisun Bay; Carquinez Strait downstream to the Carquinez Bridge; and appropriate areas of the Smith, Mad, Eel, Noyo, Russian, Klamath, San Diego, and Otay rivers. Estuaries do not include inland surface waters or ocean waters.

### **Inhibition Concentration (IC)**

The IC is a point estimate of the toxicant concentration that would cause a given percent reduction in a nonlethal, nonquantal biological measurement, such as growth. For example, an IC25 is the estimated concentration of toxicant that would cause a 25 percent reduction in average young per female or growth. IC values may be calculated using a linear interpolation method such as U.S. EPA's Bootstrap Procedure.

### **Inland Surface Waters**

All surface waters of the state that are not the ocean, enclosed bays, or estuaries.

### **Instantaneous Maximum Effluent Limitation**

Highest allowable value for any single grab sample or aliquot (i.e., each grab sample or aliquot is independently compared to the instantaneous maximum limitation).

### **Instantaneous Minimum Effluent Limitation**

Lowest allowable value for any single grab sample or aliquot (i.e., each grab sample or aliquot is independently compared to the instantaneous minimum limitation).

### **Instream Waste Concentration (IWC)**

Concentration of effluent in the receiving water after any dilution credit is applied. The IWC is the inverse of 1 plus the dilution credit, D, or  $IWC = 1/(1+D)$ , expressed as a percentage (e.g., if D = 9, the IWC is 10 percent). If no dilution credit is granted, the IWC is 100 percent.

**Maximum Daily Effluent Limitation (MDEL)**

Highest allowable daily discharge of a pollutant, over a calendar day (or 24-hour period). For pollutants with limitations expressed in units of mass, the daily discharge is calculated as the total mass of the pollutant discharged over the day. For toxicity, the MDEL is based on the outcome of the TST and the percent effect at the IWC (applied to the results of any single bioassay). For pollutants with limitations expressed in other units of measurement, the daily discharge is calculated as the arithmetic mean measurement of the pollutant over the day.

**Maximum Daily Effluent Target (MDET)**

Target based on a single independent toxicity test using the TST used to determine whether a TRE should be conducted. Not meeting the MDET is not a violation of an effluent limitation. The MDET only applies to discharges with no numeric toxicity limitations.

**Median**

Middle measurement in a data set. The median of a data set is found by first arranging the measurements in order of magnitude (either increasing or decreasing order). If the number of measurements ( $n$ ) is odd, then the median =  $X_{(n+1)/2}$ . If  $n$  is even, then the median =  $(X_{n/2} + X_{(n/2+1)})/2$  (i.e., the midpoint between  $n/2$  and  $n/2+1$ ).

**Median Monthly Effluent Limitation (MMEL)**

Highest allowable median of daily discharges over a calendar month, calculated as the median of all daily discharges measured during a calendar month. For aquatic toxicity, the MMEL is an effluent limitation based on a maximum of three independent toxicity tests analyzed using the TST during a calendar month.

**Median Monthly Effluent Target (MMET)**

Target based on a maximum of three independent toxicity tests using the TST during a calendar month used to determine whether a TRE should be conducted. Not meeting a MMET is not a violation of an effluent limitation.

**Method Detection Limit (MDL)**

Minimum concentration of a substance that can be reported with 99 percent confidence that the measured concentration is distinguishable from method blank results, as defined in 40 C.F.R. part 136, Appendix B.

**Minimum Level (ML)**

Concentration at which the entire analytical system must give a recognizable signal and acceptable calibration point. The ML is the concentration in a sample that is equivalent to the concentration of the lowest calibration standard analyzed by a specific analytical procedure, assuming that all the method specified sample weights, volumes, and processing steps have been followed.

**Mixing Zone**

Limited volume of receiving water allocated for mixing with a wastewater discharge



where water quality criteria can be exceeded without causing adverse effects to the overall water body.

### **MMEL Compliance Test**

For chronic toxicity monitoring, one of up to two tests used in addition to a routine monitoring test to determine compliance with the chronic toxicity MMEL and MDEL.

### **MMET Test**

For chronic toxicity monitoring, one of up to two tests used in addition to a routine monitoring test to evaluate if the discharge meets the chronic toxicity MMET and MDET.

### **No Observed Effect Concentration (NOEC)**

The NOEC is the highest tested concentration of an effluent or a toxicant at which no adverse effects are observed on the aquatic test organisms at a specific time of observation. It is determined using hypothesis testing.

### **No Observed Effect level (NOEL)**

For compliance determination, the NOEL is equal to IC25 or EC25. If the IC25 or EC25 cannot be statistically determined, the NOEL shall be equal to the NOEC derived using hypothesis testing.

### **Not Detected (ND)**

Sample results less than the laboratory's MDL.

### **Null Hypothesis**

Statement used in statistical testing that has been put forward either because it is believed to be true or because it is to be used as a basis for argument, but has not been proved.

### **Percent Effect**

Value that denotes the difference in response between a test concentration and a control, divided by the mean control response and multiplied by 100.

### **Persistent Pollutants**

Substances for which degradation or decomposition in the environment is nonexistent or very slow.

### **Pollutant Minimization Program**

Program of waste minimization and pollution prevention actions that include, but are not limited to, product substitution, waste stream recycling, alternative waste management methods, and education of the public and businesses. The goal of a Pollutant Minimization Program is to reduce all potential sources of a priority pollutant through pollutant minimization (control) strategies, including pollution prevention measures as appropriate, to maintain the effluent concentration at or below the water quality-based effluent limitation. Pollution prevention measures may be particularly appropriate for persistent bioaccumulative priority pollutants where there is evidence that beneficial uses are being impacted. Cost effectiveness may be considered when establishing the

requirements of a Pollutant Minimization Program. The completion and implementation of a Pollution Prevention Plan, if required pursuant to Water Code section 13263.3(d), is considered to fulfill the Pollutant Minimization Program requirements.

### **Pollution Prevention**

Any action that causes a net reduction in the use or generation of a hazardous substance or other pollutant discharged into water and includes, but is not limited to, input change, operational improvement, production process change, and product reformulation (as defined in Water Code section 13263.3). Pollution prevention does not include actions that merely shift a pollutant in wastewater from one environmental medium to another environmental medium, unless clear environmental benefits of such an approach are identified to the satisfaction of the State Water Resources Control Board or Regional Water Board.

### **Regulatory Management Decision (RMD)**

Decision that represents the maximum allowable error rates and thresholds for toxicity and non-toxicity that would result in an acceptable risk to aquatic life.

### **Reporting Level (RL)**

ML (and its associated analytical method) chosen by the Discharger for reporting and compliance determination from the MLs included in this Order, including an additional factor if applicable as discussed herein. For priority pollutants, the MLs included in this Order correspond to approved analytical methods for reporting a sample result that are selected by the Regional Water Board either from State Implementation Plan (SIP) Appendix 4 in accordance with SIP section 2.4.2 or established in accordance with SIP section 2.4.3. The ML is based on the proper application of method-based analytical procedures for sample preparation and the absence of any matrix interferences. Other factors may be applied to the ML depending on the specific sample preparation steps employed. For example, the treatment typically applied in cases where there are matrix-effects is to dilute the sample or sample aliquot by a factor of ten. In such cases, this additional factor must be applied to the ML in the computation of the RL.

### **Response**

Measured biological effect (e.g., on survival, reproduction, growth) of exposure to a stimulus.

### **Routine Monitoring**

Regular chronic toxicity monitoring required during the order term. Routine monitoring results may trigger MMEL compliance tests or MMET tests. If a violation of the MDEL or MMEL occurs, or if the discharge does not meet the MDET or MMET, routine monitoring also includes one sample collected during the following month (regardless of the regular monitoring frequency), which is used to determine if a TRE is necessary. Routine monitoring does not include surveillance monitoring.

### **Source of Drinking Water**

Any water designated as municipal or domestic supply (MUN) beneficial use.

### Standard Deviation ( $\sigma$ )

Measure of variability calculated as follows:

$$\text{Standard deviation} = \sigma = (\Sigma[(x - \mu)^2]/(n - 1))^{0.5}$$

where:  $x$  is the observed value

$\mu$  is the arithmetic mean of the observed values

$n$  is the number of samples

### Surveillance Monitoring

Chronic toxicity monitoring performed using the most sensitive species at an effluent concentration at least double the IWC. Surveillance monitoring results are not for assessing compliance with the chronic toxicity MMEL or MDEL.

### Test of Significant Toxicity (TST)

Statistical approach used to analyze aquatic toxicity test data, as described in section III.B.3 of State Water Board's *State Policy for Water Quality Control: Toxicity Provisions*.

### Toxicity Reduction Evaluation (TRE)

Study conducted in a step-wise process designed to identify the causative agents of effluent or ambient toxicity, isolate the sources of toxicity, evaluate the effectiveness of toxicity control options, and then confirm the reduction in toxicity. The first steps of the TRE consist of the collection of data relevant to the toxicity, including additional toxicity testing, and an evaluation of facility operations and maintenance practices, and best management practices. A Toxicity Identification Evaluation (TIE) may be required as part of the TRE, if appropriate. A TIE is a set of procedures to identify the specific chemicals responsible for toxicity. These procedures are performed in three phases (characterization, identification, and confirmation) using aquatic organism toxicity tests.

## ABBREVIATIONS

°F	degrees Fahrenheit
°C	degrees Celsius
%	Percent
µg/L	Micrograms per liter
µS/cm	Microsiemens per centimeter
1/Blending Event	Once per blending event
1/Discharge	Once per discharge event
1/Day	Once per day
1/Month	Once per month
1/Quarter	Once per quarter
1/Week	Once per week

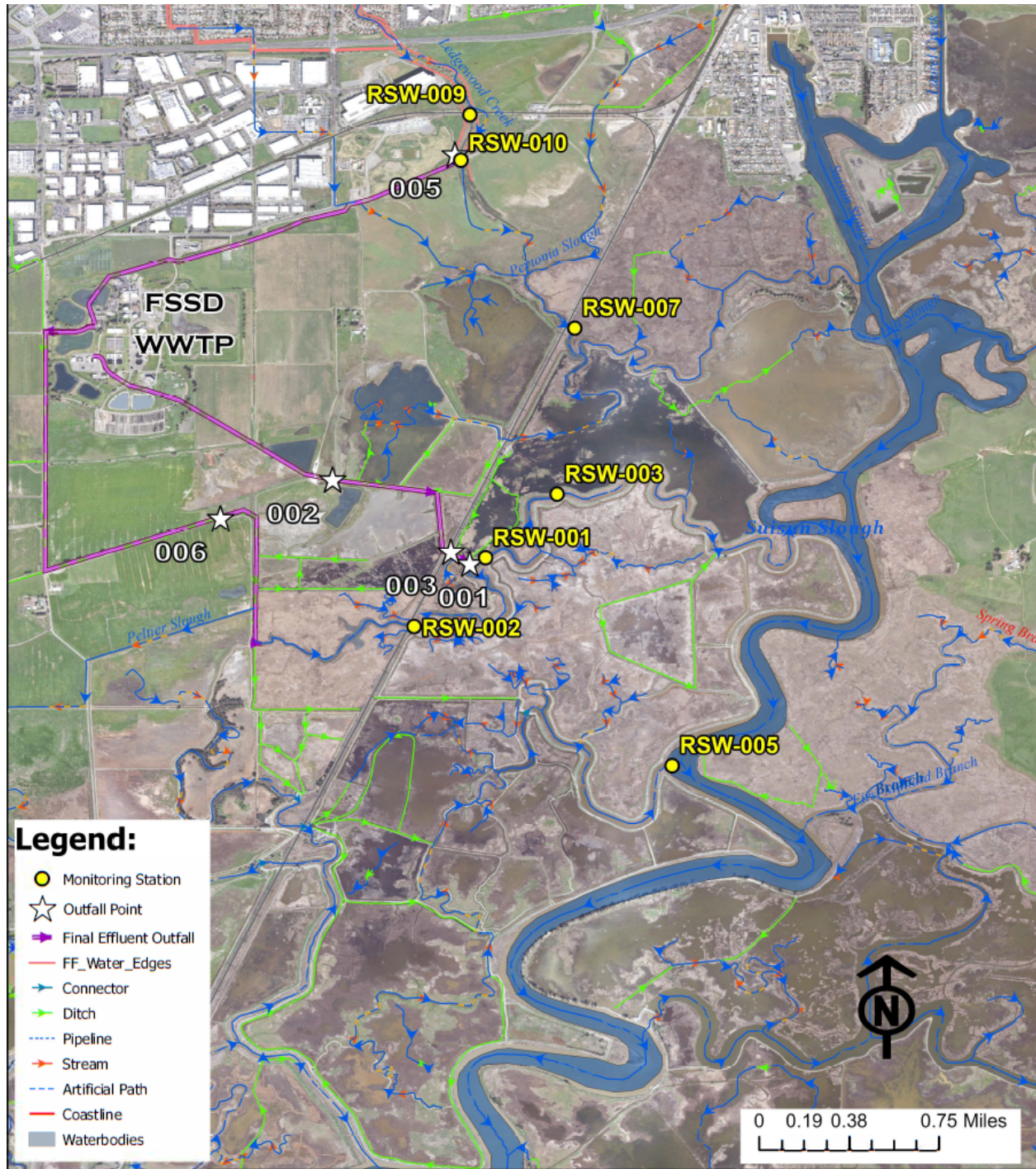
<b>1/Year</b>	Once per year
<b>2/Month</b>	Two times per month
<b>2/Week</b>	Twice per week
<b>2/Year</b>	Twice per year
<b>3/Week</b>	Three times per week
<b>4/Week</b>	Four times per week
<b>5/Week</b>	Five times per week
<b>AMEL</b>	Average monthly effluent limitation
<b>AWEL</b>	Average weekly effluent limitation
<b>B</b>	Background concentration
<b>BOD<sub>5</sub></b>	Biochemical oxygen demand (5-day @ 20°C)
<b>C</b>	Water quality criterion or objective
<b>C-24</b>	24-hour composite
<b>CBOD<sub>5</sub></b>	Carbonaceous biochemical oxygen demand (5-day @ 20°C)
<b>CFU/100 mL</b>	Colony forming units per 100 milliliters
<b>CIWQS</b>	California Integrated Water Quality System
<b>Continuous</b>	Measured continuously
<b>Continuous/D</b>	Measured continuously, and recorded and reported daily
<b>Continuous/H</b>	Measured continuously, and recorded and reported hourly
<b>CTR</b>	California Toxics Rule
<b>CV</b>	Coefficient of Variation
<b>DMR</b>	Discharge Monitoring Report
<b>DNQ</b>	Detected, but not quantified
<b>DL</b>	Detection level
<b>ECA</b>	Effluent Concentration Allowance
<b>Grab</b>	Grab sample
<b>IWC</b>	Instream Waste Concentration
<b>MDEL</b>	Maximum Daily Effluent Limitation
<b>MDET</b>	Maximum Daily Effluent Target
<b>MDL</b>	Method detection limit
<b>MEC</b>	Maximum effluent concentration
<b>MG</b>	Million gallons

<b>mg/L</b>	Milligrams per liter
<b>mg/L as N</b>	Milligrams per liter as nitrogen
<b>MGD</b>	Million gallons per day
<b>ML</b>	Minimum level
<b>MMEL</b>	Median Monthly Effluent Limitation
<b>MMET</b>	Median Monthly Effluent Target
<b>MPN/100 mL</b>	Most probable number per 100 milliliters
<b>MRP</b>	Monitoring and Reporting Program (Attachment E)
<b>ND</b>	Not detected
<b>NTR</b>	National Toxics Rule
<b>NTU</b>	Nephelometric turbidity units
<b>ppt</b>	Parts per thousand
<b>RL</b>	Reporting level
<b>RPA</b>	Reasonable potential analysis
<b>SIP</b>	<i>Policy for Implementation of Toxics Standards for Inland Surface Waters, Enclosed Bays, and Estuaries of California</i> (State Implementation Policy)
<b>SMR</b>	Self-Monitoring Report
<b>s.u.</b>	Standard pH units
<b>TIE</b>	Toxicity identification evaluation
<b>TRE</b>	Toxicity reduction evaluation
<b>TSS</b>	Total suspended solids
<b>TST</b>	Test of Significant Toxicity
<b>TUa</b>	Acute toxicity units
<b>TUc</b>	Chronic toxicity units
<b>WDRs</b>	Waste discharge requirements
<b>WQBEL</b>	Water quality-based effluent limitation





**Figure B-2. Receiving Water Monitoring Map**



# FAIRFIELD-SUISUN SEWER DISTRICT

## Receiving Water Monitoring Stations and Outfall Points





**Figure B-3. Plant Site Plan**



Last Modified: 1/21/2021

**Legend:**

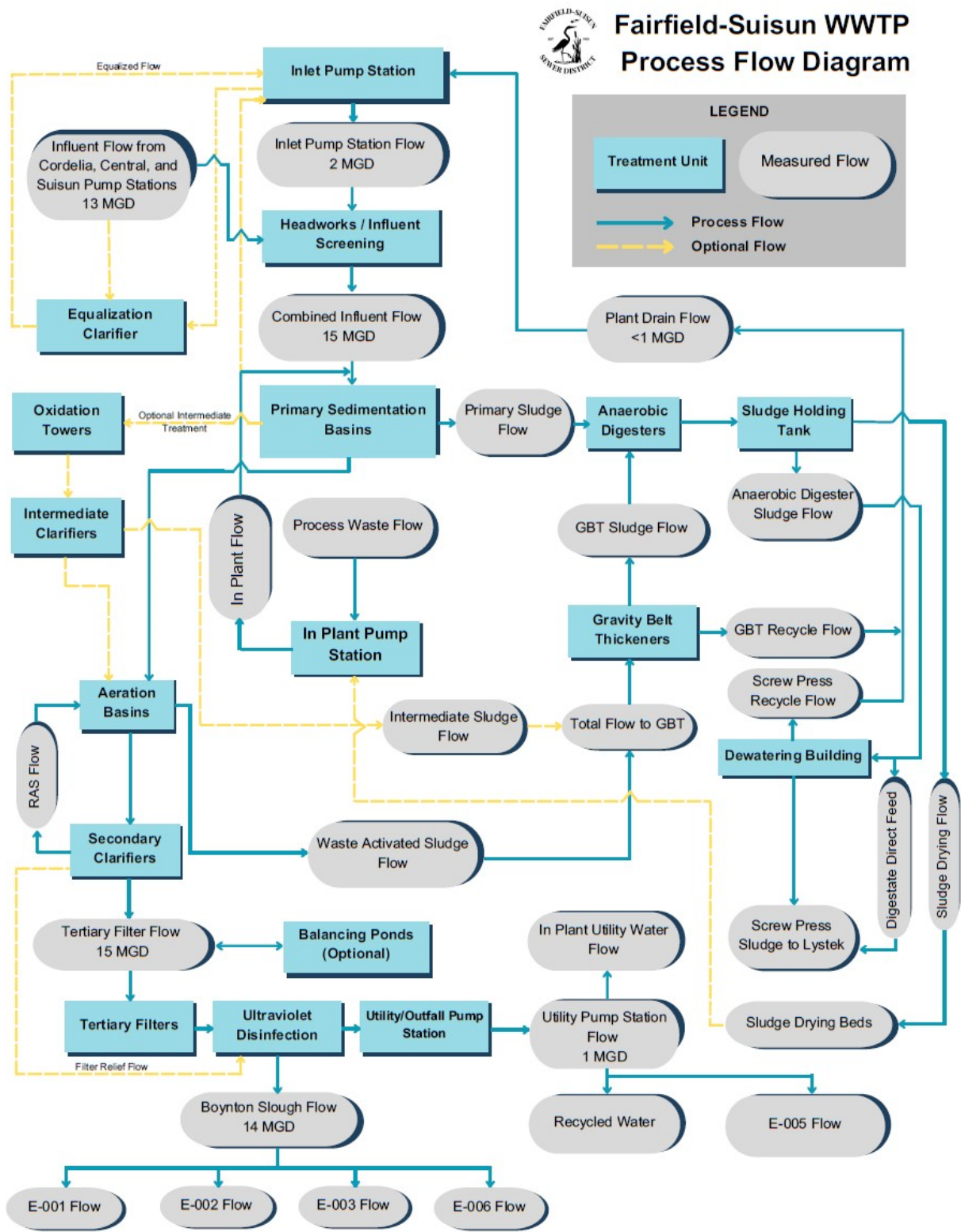
A Inlet Pump Station	ER Energy Recovery Building	MB Maintenance Building	SH Sludge Holding Tanks
AD Anaerobic Digesters	F Intermediate Clarifiers	N DAF Tanks (Out of Service)	ST Storage Building (Temp)
B Headworks	FT Ferrous Tank	O Sludge Drying Beds	T Storage Building
C Primary Clarifiers	G Aeration Basins	OMRC Organic Materials Recovery Centre	UV Ultra-Violet Disinfection
D Recycle Pump Station	H Secondary Clarifiers	P Sludge Thickening Building/GBT	V Balancing Reservoirs
DC Digester Control Building	I Tertiary Filters	Q Operations Building	W Final Effluent Holding Reservoirs
E Oxidation Towers	J Waste Wash Tank	Q1 Administration Building	X OMRC Storage (Lystek)
EC Equalization Clarifier	K Utility Water Storage	R Blower Building	Y Backwash Storage
EL Equalization Lagoon	L Utility/Outfall Pump Station	S Utility Building	Z Inplant Pump Station

**Plant Site Plan**

0 50 100 200 300 400 Feet



## ATTACHMENT C– PROCESS FLOW DIAGRAM



## **ATTACHMENT D – STANDARD PROVISIONS**

### **CONTENTS**

<b>1. STANDARD PROVISIONS – PERMIT COMPLIANCE.....</b>	<b>D-2</b>
<b>2. STANDARD PROVISIONS – PERMIT ACTION .....</b>	<b>D-5</b>
<b>3. STANDARD PROVISIONS – MONITORING .....</b>	<b>D-6</b>
<b>4. STANDARD PROVISIONS – RECORDS.....</b>	<b>D-6</b>
<b>5. STANDARD PROVISIONS – REPORTING .....</b>	<b>D-7</b>
<b>6. STANDARD PROVISIONS – ENFORCEMENT .....</b>	<b>D-12</b>
<b>7. ADDITIONAL PROVISIONS – NOTIFICATION LEVELS.....</b>	<b>D-12</b>

## **ATTACHMENT D – STANDARD PROVISIONS**

### **1. STANDARD PROVISIONS – PERMIT COMPLIANCE**

#### **1.1. Duty to Comply**

- 1.1.1. The Discharger must comply with all of the terms, requirements, and conditions of this Order. Any noncompliance constitutes a violation of the Clean Water Act (CWA) and the California Water Code and is grounds for enforcement action; permit termination, revocation and reissuance, or modification; denial of a permit renewal application; or a combination thereof. (40 C.F.R. § 122.41(a); Wat. Code, §§ 13261, 13263, 13265, 13268, 13000, 13001, 13304, 13350, 13385.)
- 1.1.2. The Discharger shall comply with effluent standards or prohibitions established under CWA section 307(a) for toxic pollutants within the time provided in the regulations that establish these standards or prohibitions, even if this Order has not yet been modified to incorporate the requirement. (40 C.F.R. § 122.41(a)(1).)

**1.2. Need to Halt or Reduce Activity Not a Defense.** It shall not be a defense for a Discharger in an enforcement action that it would have been necessary to halt or reduce the permitted activity in order to maintain compliance with the conditions of this Order. (40 C.F.R. § 122.41(c).)

**1.3. Duty to Mitigate.** The Discharger shall take all reasonable steps to minimize or prevent any discharge in violation of this Order that has a reasonable likelihood of adversely affecting human health or the environment. (40 C.F.R. § 122.41(d).)

**1.4. Proper Operation and Maintenance.** The Discharger shall at all times properly operate and maintain all facilities and systems of treatment and control (and related appurtenances) that are installed or used by the Discharger to achieve compliance with the conditions of this Order. Proper operation and maintenance also includes adequate laboratory controls and appropriate quality assurance procedures. This provision requires the operation of backup or auxiliary facilities or similar systems that are installed by a Discharger only when necessary to achieve compliance with the conditions of this Order. (40 C.F.R. § 122.41(e).)

#### **1.5. Property Rights**

- 1.5.1. This Order does not convey any property rights of any sort or any exclusive privileges. (40 C.F.R. § 122.41(g).)
- 1.5.2. The issuance of this Order does not authorize any injury to persons or property or invasion of other private rights, or any infringement of state or local law or regulations. (40 C.F.R. § 122.5(c).)

**1.6. Inspection and Entry.** The Discharger shall allow the Regional Water Board, State Water Board, U.S. EPA, and/or their authorized representatives (including an authorized contractor acting as their representative), upon the presentation of credentials and other documents, as may be required by law, to (33 U.S.C. § 1318(a)(4)(B); 40 C.F.R. § 122.41(i); Wat. Code, §§ 13267, 13383):

- 1.6.1. Enter upon the Discharger's premises where a regulated facility or activity is located or conducted, or where records are kept under the conditions of this Order (33 U.S.C. § 1318(a)(4)(B)(i); 40 C.F.R. § 122.41(i)(1); Wat. Code, §§ 13267, 13383);
- 1.6.2. Have access to and copy, at reasonable times, any records that must be kept under the conditions of this Order (33 U.S.C. § 1318(a)(4)(B)(ii); 40 C.F.R. § 122.41(i)(2); Wat. Code, §§ 13267, 13383);
- 1.6.3. Inspect and photograph, at reasonable times, any facilities, equipment (including monitoring and control equipment), practices, or operations regulated or required under this Order (33 U.S.C. § 1318(a)(4)(B)(ii); 40 C.F.R. § 122.41(i)(3); Wat. Code, §§ 13267, 13383); and
- 1.6.4. Sample or monitor, at reasonable times, for the purposes of ensuring Order compliance or as otherwise authorized by the CWA or the Water Code, any substances or parameters at any location. (33 U.S.C. § 1318(a)(4)(B); 40 C.F.R. § 122.41(i)(4); Wat. Code, §§ 13267, 13383.)

## **1.7. Bypass**

### **1.7.1. Definitions**

- 1.7.1.1. "Bypass" means the intentional diversion of waste streams from any portion of a treatment facility. (40 C.F.R. § 122.41(m)(1)(i).)
- 1.7.1.2. "Severe property damage" means substantial physical damage to property; damage to the treatment facilities, which causes them to become inoperable; or substantial and permanent loss of natural resources that can reasonably be expected to occur in the absence of a bypass. Severe property damage does not mean economic loss caused by delays in production. (40 C.F.R. § 122.41(m)(1)(ii).)
- 1.7.2. **Bypass not exceeding limitations.** The Discharger may allow any bypass to occur that does not cause exceedances of effluent limitations, but only if it is for essential maintenance to ensure efficient operation. These bypasses are not subject to the provisions listed in Standard Provisions – Permit Compliance sections 1.7.3, 1.7.4, and 1.7.5 below. (40 C.F.R. § 122.41(m)(2).)

- 1.7.3. **Prohibition of bypass.** Bypass is prohibited, and the Regional Water Board may take enforcement action against a Discharger for bypass, unless (40 C.F.R. § 122.41(m)(4)(i)):
- 1.7.3.1. Bypass was unavoidable to prevent loss of life, personal injury, or severe property damage (40 C.F.R. § 122.41(m)(4)(i)(A));
  - 1.7.3.2. There were no feasible alternatives to the bypass, such as the use of auxiliary treatment facilities, retention of untreated wastes, or maintenance during normal periods of equipment downtime. This condition is not satisfied if adequate back up equipment should have been installed in the exercise of reasonable engineering judgment to prevent a bypass that occurred during normal periods of equipment downtime or preventive maintenance (40 C.F.R. § 122.41(m)(4)(i)(B)); and
  - 1.7.3.3. The Discharger submitted notice to the Regional Water Board as required under Standard Provisions – Permit Compliance section 1.7.5 below. (40 C.F.R. § 122.41(m)(4)(i)(C).)
- 1.7.4. **Approval.** The Regional Water Board may approve an anticipated bypass, after considering its adverse effects, if the Regional Water Board determines that it will meet the three conditions listed in Standard Provisions – Permit Compliance section 1.7.3 above. (40 C.F.R. § 122.41(m)(4)(ii).)
- 1.7.5. **Notice**
- 1.7.5.1. **Anticipated bypass.** If the Discharger knows in advance of the need for a bypass, it shall submit prior notice, if possible, at least 10 days before the date of the bypass. The notice shall be sent to the Regional Water Board. As of December 21, 2025, a notice shall also be submitted electronically to the initial recipient defined in Standard Provisions – Reporting section 5.10 below. Notices shall comply with 40 C.F.R. part 3, 40 C.F.R. section 122.22, and 40 C.F.R. part 127. (40 C.F.R. § 122.41(m)(3)(i).)
  - 1.7.5.2. **Unanticipated bypass.** The Discharger shall submit a notice of an unanticipated bypass as required in Standard Provisions – Reporting section 5.5 below (24-hour notice). The notice shall be sent to the Regional Water Board. As of December 21, 2025, a notice shall also be submitted electronically to the initial recipient defined in Standard Provisions – Reporting section 5.10 below. Notices shall comply with 40 C.F.R. part 3, 40 C.F.R. section 122.22, and 40 C.F.R. part 127. (40 C.F.R. § 122.41(m)(3)(ii).)
- 1.8. **Upset.** Upset means an exceptional incident in which there is unintentional and temporary noncompliance with technology-based permit effluent limitations because of factors beyond the reasonable control of the Discharger. An upset does not include noncompliance to the extent caused by operational error,

improperly designed treatment facilities, inadequate treatment facilities, lack of preventive maintenance, or careless or improper operation. (40 C.F.R. § 122.41(n)(1).)

- 1.8.1. **Effect of an upset.** An upset constitutes an affirmative defense to an action brought for noncompliance with such technology-based permit effluent limitations if the requirements of Standard Provisions – Permit Compliance section 1.8.2 below are met. No determination made during administrative review of claims that noncompliance was caused by upset, and before an action for noncompliance, is final administrative action subject to judicial review. (40 C.F.R. § 122.41(n)(2).)
- 1.8.2. **Conditions necessary for a demonstration of upset.** A Discharger who wishes to establish the affirmative defense of upset shall demonstrate, through properly signed, contemporaneous operating logs or other relevant evidence that (40 C.F.R. § 122.41(n)(3)):
  - 1.8.2.1. An upset occurred and that the Discharger can identify the cause(s) of the upset (40 C.F.R. § 122.41(n)(3)(i));
  - 1.8.2.2. The permitted facility was, at the time, being properly operated (40 C.F.R. § 122.41(n)(3)(ii));
  - 1.8.2.3. The Discharger submitted notice of the upset as required in Standard Provisions – Reporting section 5.5.2.2 below (24-hour notice) (40 C.F.R. § 122.41(n)(3)(iii)); and
  - 1.8.2.4. The Discharger complied with any remedial measures required under Standard Provisions – Permit Compliance section 1.3 above. (40 C.F.R. § 122.41(n)(3)(iv).)
- 1.8.3. **Burden of proof.** In any enforcement proceeding, the Discharger seeking to establish the occurrence of an upset has the burden of proof. (40 C.F.R. § 122.41(n)(4).)

## 2. STANDARD PROVISIONS – PERMIT ACTION

- 2.1. **General.** This Order may be modified, revoked and reissued, or terminated for cause. The filing of a request by the Discharger for modification, revocation and reissuance, or termination, or a notification of planned changes or anticipated noncompliance does not stay any Order condition. (40 C.F.R. § 122.41(f).)
- 2.2. **Duty to Reapply.** If the Discharger wishes to continue an activity regulated by this Order after the expiration date of this Order, the Discharger must apply for and obtain a new permit. (40 C.F.R. § 122.41(b).)

**2.3. Transfers.** This Order is not transferable to any person except after notice to the Regional Water Board. The Regional Water Board may require modification or revocation and reissuance of the Order to change the name of the Discharger and incorporate such other requirements as may be necessary under the CWA and Water Code. (40 C.F.R. §§ 122.41(l)(3), 122.61.)

### **3. STANDARD PROVISIONS – MONITORING**

- 3.1.** Samples and measurements taken for the purpose of monitoring shall be representative of the monitored activity. (40 C.F.R. § 122.41(j)(1).)
- 3.2.** Monitoring must be conducted according to test procedures approved under 40 C.F.R. part 136 for the analyses of pollutants unless another method is required under 40 C.F.R. chapter 1, subchapter N. Monitoring must be conducted according to sufficiently sensitive test methods approved under 40 C.F.R. part 136 for the analysis of pollutants or pollutant parameters or as required under 40 C.F.R. chapter 1, subchapter N. For the purposes of this paragraph, a method is sufficiently sensitive when:
- 3.2.1.** The method minimum level (ML) is at or below the level of the most stringent effluent limitation established in the permit for the measured pollutant or pollutant parameter, and either the method ML is at or below the level of the most stringent applicable water quality criterion for the measured pollutant or pollutant parameter or the method ML is above the applicable water quality criterion but the amount of the pollutant or pollutant parameter in the facility's discharge is high enough that the method detects and quantifies the level of the pollutant or pollutant parameter in the discharge; or
- 3.2.2.** The method has the lowest ML of the analytical methods approved under 40 C.F.R. part 136 or required under 40 C.F.R. chapter 1, subchapter N, for the measured pollutant or pollutant parameter.

In the case of pollutants or pollutant parameters for which there are no approved methods under 40 C.F.R. part 136 or otherwise required under 40 C.F.R. chapter 1, subchapter N, monitoring must be conducted according to a test procedure specified in this Order for such pollutants or pollutant parameters. (40 C.F.R. §§ 122.21(e)(3), 122.41(j)(4), 122.44(i)(1)(iv).)

### **4. STANDARD PROVISIONS – RECORDS**

- 4.1.** The Discharger shall retain records of all monitoring information, including all calibration and maintenance records and all original strip chart recordings for continuous monitoring instrumentation, copies of all reports required by this Order, and records of all data used to complete the application for this Order, for a period of at least three (3) years from the date of the sample, measurement, report, or application. This period may be extended by request of the Regional Water Board Executive Officer at any time. (40 C.F.R. § 122.41(j)(2).)

**4.2. Records of monitoring information shall include:**

- 4.2.1. The date, exact place, and time of sampling or measurements (40 C.F.R. § 122.41(j)(3)(i));
- 4.2.2. The individual(s) who performed the sampling or measurements (40 C.F.R. § 122.41(j)(3)(ii));
- 4.2.3. The date(s) analyses were performed (40 C.F.R. § 122.41(j)(3)(iii));
- 4.2.4. The individual(s) who performed the analyses (40 C.F.R. § 122.41(j)(3)(iv));
- 4.2.5. The analytical techniques or methods used (40 C.F.R. § 122.41(j)(3)(v)); and
- 4.2.6. The results of such analyses. (40 C.F.R. § 122.41(j)(3)(vi).)

**4.3. Claims of confidentiality for the following information will be denied (40 C.F.R. § 122.7(b)):**

- 4.3.1. The name and address of any permit applicant or Discharger (40 C.F.R. § 122.7(b)(1)); and
- 4.3.2. Permit applications and attachments, permits, and effluent data. (40 C.F.R. § 122.7(b)(2).)

**5. STANDARD PROVISIONS – REPORTING**

**5.1. Duty to Provide Information.** The Discharger shall furnish to the Regional Water Board, State Water Board, or U.S. EPA within a reasonable time, any information that the Regional Water Board, State Water Board, or U.S. EPA may request to determine whether cause exists for modifying, revoking and reissuing, or terminating this Order or to determine compliance with this Order. Upon request, the Discharger shall also furnish to the Regional Water Board, State Water Board, or U.S. EPA copies of records required to be kept by this Order. (40 C.F.R. § 122.41(h); Wat. Code, §§ 13267, 13383.)

**5.2. Signatory and Certification Requirements**

- 5.2.1. All applications, reports, or information submitted to the Regional Water Board, State Water Board, and/or U.S. EPA shall be signed and certified in accordance with Standard Provisions – Reporting sections 5.2.2, 5.2.3, 5.2.4, 5.2.5, and 5.2.6 below. (40 C.F.R. § 122.41(k).)
- 5.2.2. For a corporation, all permit applications shall be signed by a responsible corporate officer. For the purpose of this section, a responsible corporate officer means: (1) a president, secretary, treasurer, or vice-president of the corporation in charge of a principal business function, or any other person who performs similar policy- or decision-making functions for the corporation, or (2) the



manager of one or more manufacturing, production, or operating facilities, provided the manager is authorized to make management decisions that govern the operation of the regulated facility, including having the explicit or implicit duty of making major capital investment recommendations, and initiating and directing other comprehensive measures to ensure long term environmental compliance with environmental laws and regulations; the manager can ensure that the necessary systems are established or actions taken to gather complete and accurate information for permit application requirements; and where authority to sign documents has been assigned or delegated to the manager in accordance with corporate procedures. (40 C.F.R. § 122.22(a)(1).)

For a partnership or sole proprietorship, all permit applications shall be signed by a general partner or the proprietor, respectively. (40 C.F.R. § 122.22(a)(2).)

For a municipal, state, federal, or other public agency, all permit applications shall be signed by either a principal executive officer or ranking elected official. For purposes of this provision, a principal executive officer of a federal agency includes (1) the chief executive officer of the agency, or (2) a senior executive officer having responsibility for the overall operations of a principal geographic unit of the agency (e.g., Regional Administrators of U.S. EPA). (40 C.F.R. § 122.22(a)(3).)

- 5.2.3. All reports required by this Order and other information requested by the Regional Water Board, State Water Board, or U.S. EPA shall be signed by a person described in Standard Provisions – Reporting section 5.2.2 above, or by a duly authorized representative of that person. A person is a duly authorized representative only if:
  - 5.2.3.1. The authorization is made in writing by a person described in Standard Provisions – Reporting section 5.2.2 above (40 C.F.R. § 122.22(b)(1));
  - 5.2.3.2. The authorization specifies either an individual or a position having responsibility for the overall operation of the regulated facility or activity, such as the position of plant manager, operator of a well or a well field, superintendent, position of equivalent responsibility, or an individual or position having overall responsibility for environmental matters for the company. (A duly authorized representative may thus be either a named individual or any individual occupying a named position.) (40 C.F.R. § 122.22(b)(2)); and
  - 5.2.3.3. The written authorization is submitted to the Regional Water Board and State Water Board. (40 C.F.R. § 122.22(b)(3).)
- 5.2.4. If an authorization under Standard Provisions – Reporting section 5.2.3 above is no longer accurate because a different individual or position has responsibility for the overall operation of the facility, a new authorization satisfying the requirements of Standard Provisions – Reporting section 5.2.3 above must be

submitted to the Regional Water Board and State Water Board prior to or together with any reports, information, or applications to be signed by an authorized representative. (40 C.F.R. § 122.22(c).)

- 5.2.5. Any person signing a document under Standard Provisions – Reporting section 5.2.2 or 5.2.3 above shall make the following certification:

“I certify under penalty of law that this document and all attachments were prepared under my direction or supervision in accordance with a system designed to assure that qualified personnel properly gather and evaluate the information submitted. Based on my inquiry of the person or persons who manage the system or those persons directly responsible for gathering the information, the information submitted is, to the best of my knowledge and belief, true, accurate, and complete. I am aware that there are significant penalties for submitting false information, including the possibility of fine and imprisonment for knowing violations.” (40 C.F.R. § 122.22(d).)

- 5.2.6. Any person providing the electronic signature for documents described in Standard Provisions – Reporting sections 5.2.1, 5.2.2, or 5.2.3 that are submitted electronically shall meet all relevant requirements of Standard Provisions – Reporting section 5.2, and shall ensure that all relevant requirements of 40 C.F.R. part 3 (Cross-Media Electronic Reporting) and 40 C.F.R. part 127 (NPDES Electronic Reporting Requirements) are met for that submission. (40 C.F.R. § 122.22(e).)

### **5.3. Monitoring Reports**

- 5.3.1. Monitoring results shall be reported at the intervals specified in the Monitoring and Reporting Program (Attachment E) in this Order. (40 C.F.R. § 122.41(l)(4).)
- 5.3.2. Monitoring results must be reported on a Discharge Monitoring Report (DMR) form or forms provided or specified by the Regional Water Board or State Water Board. All reports and forms must be submitted electronically to the initial recipient defined in Standard Provisions – Reporting section 5.10 and comply with 40 C.F.R. part 3, 40 C.F.R. section 122.22, and 40 C.F.R. part 127. (40 C.F.R. § 122.41(l)(4)(i).)
- 5.3.3. If the Discharger monitors any pollutant more frequently than required by this Order using test procedures approved under 40 C.F.R. part 136, or another method required for an industry-specific waste stream under 40 C.F.R. chapter 1, subchapter N, the results of such monitoring shall be included in the calculation and reporting of the data submitted in the DMR or reporting form specified by the Regional Water Board or State Water Board. (40 C.F.R. § 122.41(l)(4)(ii).)

- 5.3.4. Calculations for all limitations that require averaging of measurements shall utilize an arithmetic mean unless otherwise specified in this Order. (40 C.F.R. § 122.41(l)(4)(iii).)

**5.4. Compliance Schedules.** Reports of compliance or noncompliance with, or any progress reports on, interim and final requirements contained in any compliance schedule of this Order shall be submitted no later than 14 days following each schedule date. (40 C.F.R. § 122.41(l)(5).)

## **5.5. Twenty-Four Hour Reporting**

- 5.5.1. The Discharger shall report any noncompliance that may endanger health or the environment. Any information shall be provided orally within 24 hours from the time the Discharger becomes aware of the circumstances. A written report shall also be provided within five (5) days of the time the Discharger becomes aware of the circumstances. The report shall contain a description of the noncompliance and its cause; the period of noncompliance, including exact dates and times, and, if the noncompliance has not been corrected, the anticipated time it is expected to continue; and steps taken or planned to reduce, eliminate, and prevent reoccurrence of the noncompliance.

For noncompliance related to combined sewer spills, sanitary sewer spills, or bypass events, these reports must include the data described above (with the exception of time of discovery) as well as the type of event (i.e., combined sewer spill, sanitary sewer spill, or bypass event), type of overflow structure (e.g., manhole, combined sewer overflow outfall), discharge volume untreated by the treatment works treating domestic sewage, types of human health and environmental impacts of the event, and whether the noncompliance was related to wet weather.

As of December 21, 2025, all reports related to combined sewer spills, sanitary sewer spills, or bypass events must be submitted to the Regional Water Board and must be submitted electronically to the initial recipient defined in Standard Provisions – Reporting section 5.10. The reports shall comply with 40 C.F.R. part 3, 40 C.F.R. section 122.22, and 40 C.F.R. part 127. The Regional Water Board may also require the Discharger to electronically submit reports not related to combined sewer spills, sanitary sewer spills, or bypass events under this section. (40 C.F.R. § 122.41(l)(6)(i).)

- 5.5.2. The following shall be included as information that must be reported within 24 hours:

- 5.5.2.1. Any unanticipated bypass that exceeds any effluent limitation in this Order. (40 C.F.R. § 122.41(l)(6)(ii)(A).)
- 5.5.2.2. Any upset that exceeds any effluent limitation in this Order. (40 C.F.R. § 122.41(l)(6)(ii)(B).)

5.5.3. The Regional Water Board may waive the above required written report on a case-by-case basis if an oral report has been received within 24 hours. (40 C.F.R. § 122.41(l)(6)(ii)(B).)

**5.6. Planned Changes.** The Discharger shall give notice to the Regional Water Board as soon as possible of any planned physical alterations or additions to the permitted facility. Notice is required under this provision only when (40 C.F.R. § 122.41(l)(1)):

5.6.1. The alteration or addition to a permitted facility may meet one of the criteria for determining whether a facility is a new source in 40 C.F.R. section 122.29(b) (40 C.F.R. § 122.41(l)(1)(i)); or

5.6.2. The alteration or addition could significantly change the nature or increase the quantity of pollutants discharged. This notification applies to pollutants that are not subject to effluent limitations in this Order unless the discharge is an existing manufacturing, commercial, mining, or silvicultural discharge as referenced in 40 C.F.R. section 122.42(a). (40 C.F.R. § 122.41(l)(1)(ii).) If the discharge is an existing manufacturing, commercial, mining, or silvicultural discharge as referenced in 40 C.F.R. section 122.42(a), this notification applies to pollutants that are subject neither to effluent limitations in this Order nor to notification requirements under 40 C.F.R. section 122.42(a)(1) (see Additional Provisions – Notification Levels section 7.1.1). (40 C.F.R. § 122.41(l)(1)(ii).)

**5.7. Anticipated Noncompliance.** The Discharger shall give advance notice to the Regional Water Board of any planned changes in the permitted facility or activity that may result in noncompliance with this Order's requirements. (40 C.F.R. § 122.41(l)(2).)

**5.8. Other Noncompliance.** The Discharger shall report all instances of noncompliance not reported under Standard Provisions – Reporting sections 5.3, 5.4, and 5.5 above at the time monitoring reports are submitted. The reports shall contain the information listed in Standard Provision – Reporting section 5.5 above. For noncompliance related to combined sewer spills, sanitary sewer spills, or bypass events, these reports shall contain the information described in Standard Provision – Reporting section 5.5 and the applicable required data in appendix A to 40 C.F.R. part 127. The Regional Water Board may also require the Discharger to electronically submit reports not related to combined sewer spills, sanitary sewer spills, or bypass events under this section. (40 C.F.R. § 122.41(l)(7).)

**5.9. Other Information.** When the Discharger becomes aware that it failed to submit any relevant facts in a permit application, or submitted incorrect information in a permit application or in any report to the Regional Water Board, State Water Board, or U.S. EPA, the Discharger shall promptly submit such facts or information. (40 C.F.R. § 122.41(l)(8).)

**5.10. Initial Recipient for Electronic Reporting Data.** The owner, operator, or duly authorized representative is required to electronically submit NPDES information specified in appendix A to 40 C.F.R. part 127 to the initial recipient defined in 40 C.F.R. § 7.2(b). U.S. EPA will identify and publish the list of initial recipients on its website and in the Federal Register, by state and by NPDES data group [see 40 C.F.R. § 127.2(c)]. U.S. EPA will update and maintain this list. (40 C.F.R. § 122.41(l)(9).)

## **6. STANDARD PROVISIONS – ENFORCEMENT**

**6.1.** The Regional Water Board is authorized to enforce the terms of this permit under several provisions of the Water Code, including, but not limited to, Water Code sections 13268, 13385, 13386, and 13387.

## **7. ADDITIONAL PROVISIONS – NOTIFICATION LEVELS**

**7.1. Non-Municipal Facilities.** Existing manufacturing, commercial, mining, and silvicultural Dischargers shall notify the Regional Water Board as soon as they know or have reason to believe (40 C.F.R. § 122.42(a)):

7.1.1. That any activity has occurred or will occur that would result in the discharge, on a routine or frequent basis, of any toxic pollutant that is not limited in this Order, if that discharge will exceed the highest of the following “notification levels” (40 C.F.R. § 122.42(a)(1)):

7.1.1.1. 100 micrograms per liter (µg/L) (40 C.F.R. § 122.42(a)(1)(i));

7.1.1.2. 200 µg/L for acrolein and acrylonitrile; 500 µg/L for 2,4 dinitrophenol and 2-methyl 4,6 dinitrophenol; and 1 milligram per liter (mg/L) for antimony (40 C.F.R. § 122.42(a)(1)(ii));

7.1.1.3. Five (5) times the maximum concentration reported for that pollutant in the Report of Waste Discharge (40 C.F.R. § 122.42(a)(1)(iii)); or

7.1.1.4. The level established by the Regional Water Board in accordance with 40 C.F.R. section 122.44(f). (40 C.F.R. § 122.42(a)(1)(iv).)

7.1.2. That any activity has occurred or will occur that would result in the discharge, on a non-routine or infrequent basis, of any toxic pollutant that is not limited in this Order, if that discharge will exceed the highest of the following “notification levels” (40 C.F.R. § 122.42(a)(2)):

7.1.2.1. 500 micrograms per liter (µg/L) (40 C.F.R. § 122.42(a)(2)(i));

7.1.2.2. 1 milligram per liter (mg/L) for antimony (40 C.F.R. § 122.42(a)(2)(ii));

- 7.1.2.3. Ten (10) times the maximum concentration reported for that pollutant in the Report of Waste Discharge (40 C.F.R. § 122.42(a)(2)(iii)); or
- 7.1.2.4. The level established by the Regional Water Board in accordance with 40 C.F.R. section 122.44(f). (40 C.F.R. § 122.42(a)(2)(iv).)

## **7.2 Publicly Owned Treatment Works (POTWs)**

- 7.2.1. All POTWs shall provide adequate notice to the Regional Water Board of any new introduction of pollutants into the POTW from an indirect discharger that would be subject to CWA sections 301 or 306 if it were directly discharging those pollutants (40 C.F.R. § 122.42(b)(1)).
- 7.2.2. All POTWs shall provide adequate notice to the Regional Water Board of any substantial change in the volume or character of pollutants being introduced into that POTW by a source introducing pollutants into the POTW at the time of adoption of this Order. (40 C.F.R. § 122.42(b)(2).)
- 7.2.3. Adequate notice shall include information on the quality and quantity of effluent introduced into the POTW as well as any anticipated impact of the change on the quantity or quality of effluent to be discharged from the POTW. (40 C.F.R. § 122.42(b)(3).)

## **ATTACHMENT E – MONITORING AND REPORTING PROGRAM**

### **CONTENTS**

<b>1. GENERAL MONITORING PROVISIONS .....</b>	<b>E-2</b>
<b>2. MONITORING LOCATIONS .....</b>	<b>E-3</b>
<b>3. INFLUENT MONITORING .....</b>	<b>E-4</b>
<b>4. EFFLUENT MONITORING .....</b>	<b>E-4</b>
<b>5. TOXICITY MONITORING.....</b>	<b>E-6</b>
<b>6. RECEIVING WATER MONITORING .....</b>	<b>E-10</b>
<b>7. PRETREATMENT AND BIOSOLIDS MONITORING REQUIREMENTS .....</b>	<b>E-11</b>
<b>8. RECYCLED WATER POLICY ANNUAL REPORTS .....</b>	<b>E-11</b>
<b>9. REPORTING REQUIREMENTS .....</b>	<b>E-12</b>
<b>APPENDIX E-1: CHRONIC TOXICITY DEFINITION OF TERMS AND SPECIES SENSITIVITY SCREENING REQUIREMENTS .....</b>	<b>E-16</b>
<b>APPENDIX E-2: SUMMARY OF TOXICITY TEST SPECIES REQUIREMENTS.....</b>	<b>E-18</b>
<b>APPENDIX E-3: TOXICITY REDUCTION EVALUATION PROCESS FLOWCHART ROUTINE MONITORING.....</b>	<b>E-20</b>

### **TABLES**

<b>TABLE E-1. MONITORING LOCATIONS .....</b>	<b>E-3</b>
<b>TABLE E-2. INFLUENT MONITORING .....</b>	<b>E-4</b>
<b>TABLE E-3. EFFLUENT MONITORING—MONITORING LOCATION EFF-001D.....</b>	<b>E-4</b>
<b>TABLE E-4. EFFLUENT FLOW MONITORING AT MONITORING LOCATIONS EFF-001, EFF-002, EFF-003, EFF-005, AND EFF-006 .....</b>	<b>E-5</b>
<b>TABLE E-5. TOXICITY REDUCTION EVALUATION (TRE) TRIGGERS.....</b>	<b>E-10</b>
<b>TABLE E-6. RECEIVING WATER MONITORING.....</b>	<b>E-10</b>
<b>TABLE E-7. PRETREATMENT AND BIOSOLIDS MONITORING .....</b>	<b>E-11</b>
<b>TABLE E-8. CIWQS REPORTING.....</b>	<b>E-13</b>
<b>TABLE E-9. MONITORING PERIODS.....</b>	<b>E-13</b>
<b>TABLE AE-1. WEST COAST MARINE CHRONIC TOXICITY TEST SPECIES AND METHODSE-18</b>	
<b>TABLE AE-2. FRESHWATER CHRONIC TOXICITY TEST SPECIES AND METHOD.....</b>	<b>E-18</b>
<b>TABLE AE-3. TOXICITY TEST REQUIREMENTS FOR SPECIES SENSITIVITY SCREENING .</b>	<b>E-19</b>

## **ATTACHMENT E – MONITORING AND REPORTING PROGRAM**

Clean Water Act (CWA) section 308 and Code of Federal Regulations, Title 40 (40 C.F.R.), sections 122.41(h), (j)-(l), 122.44(i), and 122.48 require that all NPDES permits specify monitoring and reporting requirements. Water Code section 13383 also authorizes the Regional Water Board to establish monitoring, inspection, entry, reporting, and recordkeeping requirements. This Monitoring and Reporting Program (MRP) establishes monitoring, reporting, and recordkeeping requirements that implement the federal and State laws and regulations.

### **1. GENERAL MONITORING PROVISIONS**

- 1.1. The Discharger shall comply with this MRP. The Executive Officer may amend this MRP pursuant to 40 C.F.R. section 122.63. If any discrepancies exist between this MRP and the “Regional Standard Provisions, and Monitoring and Reporting Requirements (Supplement to Attachment D) for NPDES Wastewater Discharge Permits” (Attachment G), this MRP shall prevail.
- 1.2. The Discharger shall conduct all monitoring in accordance with Attachment D section 3, as supplemented by Attachment G. Equivalent test methods must be more sensitive than those specified in 40 C.F.R. section 136 and must be specified in this Order.
- 1.3. For the analysis of monitoring samples, the Discharger shall use laboratories certified by the State Water Resources Control Board (State Water Board) in accordance with Water Code section 13176 and shall obtain quality assurance/quality control data with laboratory reports. For any onsite field tests (e.g., turbidity, pH, temperature, dissolved oxygen, conductivity, disinfectant residual) analyzed by a noncertified laboratory, the Discharger shall implement a Quality Assurance-Quality Control Program. The Discharger shall keep a manual onsite containing the steps followed in this program and shall demonstrate sufficient capability to adequately perform these field tests (e.g., qualified and trained employees, properly calibrated and maintained field instruments). The program shall conform to United States Environmental Protection Agency (U.S. EPA) guidelines or other approved procedures.
- 1.4. The Discharger shall ensure that the results of the Discharge Monitoring Report-Quality Assurance (DMR-QA) Study or most recent Water Pollution Performance Evaluation Study are submitted annually to the State Water Board to the DMR-QA Officer via email at [QualityAssurance@waterboards.ca.gov](mailto:QualityAssurance@waterboards.ca.gov), or at the following address:

State Water Resources Control Board;  
Quality Assurance Program Officer;  
Office of Information Management and Analysis;  
1001 I Street  
Sacramento, CA 95814



## 2. MONITORING LOCATIONS

The Discharger shall establish the following monitoring locations to demonstrate compliance with the effluent limitations, discharge specifications, and other requirements of this Order:

**Table E-1. Monitoring Locations**

Discharge Point	Monitoring Location	Monitoring Location Description
Influent	INF-001	A point upstream of the primary clarifiers where all waste tributary to the treatment system is present. This point may be downstream of re-introduced plant recycle flow.
Effluent	EFF-001D	A point prior to discharge following all treatment where a representative sample of wastewater can be collected, downstream of the UV disinfection system.
Effluent	EFF-001	A point prior to discharge following all treatment where all wastewater tributary to the Boynton Slough discharge (Discharge Point 001) is present.
Effluent	EFF-002	A point in the Boynton Slough outfall pipeline following all treatment where effluent may be discharged to Duck Pond 1 (Discharge Point 002).
Effluent	EFF-003	A point in the Boynton Slough outfall pipeline following all treatment where effluent may be discharged to Duck Pond 2 (Discharge Point 003).
Effluent	EFF-005	A point in the LedgeWood Creek outfall pipeline following all treatment where all wastewater tributary to the discharge is present (Discharge Point 005).
Effluent	EFF-006	A point in the Perry Drain following all treatment where wastewater tributary to discharge into Boynton Slough is present (Discharge Point 006).
Receiving Water	RSW-001	A point in Boynton Slough approximately 100 feet downstream from Discharge Point 001.
Receiving Water	RSW-002	A point in Boynton Slough approximately 100 feet downstream from the point where the South Pacific Railroad tracks cross the slough.
Receiving Water	RSW-003	A point in Boynton Slough approximately 1,800 feet downstream from Discharge Point 001.
Receiving Water	RSW-005	A point at the mouth of Sheldrake Slough where it flows into Suisun Slough (representing background conditions).
Receiving Water	RSW-007	A point in Peytonia Slough approximately 100 feet downstream from the point where the Southern Pacific Railroad tracks cross the slough (representing background conditions).
Receiving Water	RSW-009	A point in LedgeWood Creek approximately 1,000 feet upstream from Discharge Point 005 on the southern side of the railroad bridge.
Receiving Water	RSW-010	A point in LedgeWood Creek approximately 100 feet downstream from Discharge Point 005.
Biosolids	BIO-001	A point representative of biosolids for final disposal, as required by Attachment H-4, section 3.

### 3. INFLUENT MONITORING

The Discharger shall monitor treatment plant influent at Monitoring Location INF-001 as follows:

**Table E-2. Influent Monitoring**

Parameter	Unit	Sample Type	Minimum Sampling Frequency
Flow <sup>[1]</sup>	MGD	Continuous	Continuous/D
Biochemical Oxygen Demand (5-Day @ 20°C) (BOD <sub>5</sub> )	mg/L	C-24	1/Week
Total Suspended Solids (TSS)	mg/L	C-24	1/Week
Cyanide, Total <sup>[2]</sup>	µg/L	Grab	1/Month

**Footnotes:**

<sup>[1]</sup> The following flow information shall be reported in monthly self-monitoring reports:

- Daily average flow rate (MGD)
- Total monthly flow volume (MG)

<sup>[2]</sup> The Discharger may, at its option, analyze for cyanide as weak acid dissociable cyanide using protocols specified in 40 C.F.R. part 136, or an equivalent method in the latest Standard Method edition.

### 4. EFFLUENT MONITORING

#### 4.1. Effluent Monitoring at EFF-001D

The Discharger shall monitor treatment plant effluent at Monitoring Location EFF-001D as follows:

**Table E-3. Effluent Monitoring—Monitoring Location EFF-001D**

Parameter	Unit	Sample Type	Minimum Sampling Frequency
BOD <sub>5</sub> <sup>[1]</sup>	mg/L	C-24	1/Week
TSS <sup>[1]</sup>	mg/L	C-24	1/Week
pH <sup>[2]</sup>	standard units	Continuous	Continuous/D
Turbidity <sup>[3]</sup>	NTU	Continuous or Grab	Continuous/D or 1/Day
Salinity	ppt	C-24	1/Quarter
Dissolved Oxygen <sup>[3]</sup>	mg/L	Continuous or Grab	Continuous/D or 1/Day
Temperature <sup>[3]</sup>	°C	Continuous or Grab	Continuous/D or 1/Day
<i>Enterococcus</i> Bacteria <sup>[4]</sup>	CFU/100mL <sup>[5]</sup>	Grab	1/Week
Ammonia, Total	mg/L as N	C-24	1/Month
Copper, Total Recoverable	µg/L	Grab or C-24	1/Month
Cyanide, Total <sup>[6]</sup>	µg/L	Grab	1/Month
Chronic Toxicity <sup>[7]</sup>	TU <sub>c</sub>	C-24	1/Quarter <sup>[8]</sup>
Dioxin-TEQ	µg/L	Grab	Once
Priority Pollutants <sup>[9]</sup>	µg/L	Grab	Once

Parameter	Unit	Sample Type	Minimum Sampling Frequency
Standard Observations <sup>[10]</sup>	-	-	1/Week
Flow	MGD <sup>[11]</sup>	Continuous	Continuous/D

**Footnotes:**

- <sup>[1]</sup> BOD<sub>5</sub> and TSS effluent samples shall be collected concurrently with BOD<sub>5</sub> and TSS influent samples. BOD<sub>5</sub> and TSS percent removal shall be reported for each calendar month in accordance with section 4.2 of this Order.
- <sup>[2]</sup> If pH is monitored continuously, the minimum and maximum for each day shall be reported in self-monitoring reports.
- <sup>[3]</sup> If this parameter is monitored continuously, the daily arithmetic mean shall be reported in self-monitoring reports.
- <sup>[4]</sup> U.S. EPA Method 1600 or an equivalent method is suggested to measure culturable enterococci.
- <sup>[5]</sup> Results may be reported as Most Probable Number (MPN)/100 mL if the laboratory method used provides results in MPN/100 mL.
- <sup>[6]</sup> The Discharger may, at its option, analyze for cyanide as weak acid dissociable cyanide using protocols specified in 40 C.F.R. Part 136, or an equivalent method in the latest Standard Method edition.
- <sup>[7]</sup> Chronic toxicity tests shall be performed in accordance with MRP section 5. Samples may be collected prior to disinfection.
- <sup>[8]</sup> The monitoring frequency shall become 1/Month after any MDEL or MMEL violation.
- <sup>[9]</sup> The Discharger shall monitor for pollutants listed in Attachment G, Table B. The Discharger shall collect C-24 samples for metals.
- <sup>[10]</sup> Standard observations are specified in Attachment G, section 3.2.
- <sup>[11]</sup> The following flow information shall be reported in monthly self-monitoring reports:
- Daily average flow (MGD)
  - Total monthly flow volume (MG)

#### 4.2. Effluent Flow Monitoring at Monitoring Locations EFF-001, EFF-002, EFF-003, EFF-005, and EFF-006

The Discharger shall monitor effluent flow at monitoring locations EFF-001, EFF-002, EFF-003, EFF-005, and EFF-006 as follows:

**Table E-4. Effluent Flow Monitoring at Monitoring Locations EFF-001, EFF-002, EFF-003, EFF-005, and EFF-006**

Monitoring Locations <sup>[1]</sup>	Unit	Sample Type	Minimum Sampling Frequency
EFF-001 EFF-005	MGD <sup>[2]</sup>	Continuous	Continuous/D
EFF-002 <sup>[3]</sup> EFF-003 <sup>[3]</sup> EFF-006 <sup>[3]</sup>	MG	Calculated	1/Month

**Footnotes:**

- <sup>[1]</sup> Monitoring for additional parameters listed in Table E-3 at monitoring location EFF-001D may be used to demonstrate compliance at monitoring locations EFF-001, EFF-002, EFF-003, EFF-005, and EFF-006
- <sup>[2]</sup> The following flow information shall be reported in monthly self-monitoring reports:
- Daily average flow (MGD)
  - Total monthly flow volume (MG)
- <sup>[3]</sup> Flows shall be reported as estimated monthly totals (in MG) in monthly self-monitoring reports for months when discharges from these locations occur.

## 5. TOXICITY MONITORING

### 5.1. Compliance Monitoring

5.1.1. **Sampling.** The Discharger shall collect 24-hour composite effluent samples at Monitoring Location EFF-001D for critical life stage toxicity testing as indicated below. Effluent samples may be collected before disinfection for toxicity tests. For toxicity tests requiring renewals, the Dischargers shall collect 24-hour composite samples on consecutive or alternating days.

5.1.2. **Test species.** The test species shall be the fathead minnow (*Pimephales promelas*) unless a more sensitive species is identified in accordance with MRP Appendix E-1. The Discharger shall conduct chronic toxicity species sensitivity screening as required in Appendix E-1. Upon completion of the chronic toxicity species sensitivity screening, the most sensitive species shall be the species exhibiting the highest percent effect.

If testing a particular species proves unworkable (e.g., the Discharger encounters unresolvable test interference or cannot secure a reliable supply of test organisms), the Executive Officer may temporarily designate the next most sensitive species available of those listed in MRP Tables AE-1 and AE-2 as the most sensitive species. The Executive Officer will specify a temporary designation of the most sensitive species in writing.

5.1.3. **Frequency.** The Discharger shall monitor chronic toxicity as specified below:

5.1.3.1. **Routine Monitoring.** The Discharger shall conduct routine monitoring quarterly at the instream waste concentration (IWC) set forth in section 4.4 of the Order, and continue routine monitoring during any Toxicity Reduction Evaluation (TRE) consistent with MRP section 5.3.7. The routine monitoring frequency shall become once per month after any result of “fail” at the IWC.

5.1.3.2. **MMEL Compliance Tests and TRE Determination.** If any routine monitoring test result is “fail,” the Discharger shall conduct at least one and at most two MMEL compliance tests. The results of these tests shall be used to determine if a TRE is necessary according to the process shown in Appendix E-3. The Discharger shall initiate these tests within the same calendar month as the failed routine monitoring test. (For the purposes of MMEL compliance tests, the “calendar month” shall begin on the calendar day that the failed routine monitoring test was initiated. The “calendar month” shall end on the day before the corresponding day of the following month, or on the last day of the following month if it has no corresponding day [e.g., January 31 through February 28]).

5.1.3.2.1. If the first MMEL compliance test result is “pass,” then the Discharger shall conduct a second MMEL compliance test. If the first MMEL compliance test result is “fail,” that result constitutes an MMEL violation and a second

MMEL compliance test is not required. If any of the failed tests were also an MDEL violation, the Discharger shall conduct a TRE (see MRP § 5.3)

5.1.3.2.2. If the second MMEL compliance test result is “pass,” then the Discharger shall return to routine monitoring as described in MRP section 5.1.3.1<sup>1</sup>. If the second MMEL compliance test result is “fail,” that result constitutes an MMEL violation. If any of the failed tests were also an MDEL violation, the Discharger shall conduct a TRE (see MRP § 5.3).

5.1.3.2.3. If the Discharger cannot conduct an MMEL compliance test because not enough effluent is available to test, the Discharger shall return to routine monitoring as soon as enough effluent is available.

5.1.4. **Methodology.** Sample collection, handling, and preservation shall be in accordance with U.S. EPA protocols. Bioassays shall be conducted in compliance with the most recently promulgated test methods, as shown in Appendix E-2. These are:

- *Short-Term Methods for Estimating the Chronic Toxicity of Effluents and Receiving Waters to West coast Marine and Estuarine Organisms*, currently 1st edition (EPA/600/R-95/136),
- *Short-Term Methods for Estimating the Chronic Toxicity of Effluents and Receiving Waters to Marine and Estuarine Organisms*, currently 3rd edition (EPA-8231-R-02-014), and
- *Short-Term Methods for Estimating the Chronic Toxicity Effluents and Receiving Waters to Freshwater Organisms*, currently 4th edition (EPA-821-R-02-013).

If these protocols prove unworkable, the Executive Officer and the Environmental Laboratory Accreditation Program may grant exceptions in writing upon the Dischargers’ request with justification.

Chronic toxicity shall be evaluated using the Test of Significant Toxicity (TST) as described in the *State Water Board’s State Policy for Water Quality Control: Toxicity Provisions* (Toxicity Provisions), section III.B.3. Test sample pH may be controlled to the level of the effluent sample as received by the laboratory prior to being salted up. A result of “fail” indicates toxicity at the IWC.

If the Discharger demonstrates that specific identifiable substances in the discharge are rapidly rendered harmless upon discharge to the receiving water, compliance with the chronic toxicity limit may be determined after test samples

---

<sup>1</sup> See Appendix E-3, Toxicity Reduction Evaluation Process Flowchart.

are adjusted to remove the influence of those substances. The adjustment shall not remove the influence of other substances. Written acknowledgement that the Executive Officer concurs with the Discharger's demonstration must be obtained prior to any such adjustment.

**5.2. Reporting.** The Discharger shall provide toxicity test results with self-monitoring reports and shall include the following, at a minimum, for each test:

- 5.2.1. Sample date
- 5.2.2. Test initiation date
- 5.2.3. Test species
- 5.2.4. End point values for the control and IWC sample (e.g., number of young, growth rate, percent survival). For routine monitoring and MMEL compliance tests, the Discharger shall report the results as either "pass" or "fail," and the percent effect at the IWC for each endpoint.
- 5.2.5. End point values for each replicate of the control and IWC sample (e.g., number of young, growth rate, percent survival).
- 5.2.6. Available water quality measurements for each test (e.g., pH, dissolved oxygen, temperature, conductivity, hardness, salinity, ammonia).

**5.3. Toxicity Reduction Evaluation (TRE)**

- 5.3.1. The Discharger shall prepare a generic TRE work plan within 90 days of the effective date of this Order to be ready to respond to toxicity events. The Discharger shall review and update the generic work plan as necessary so it remains current and applicable to the discharge and discharge facilities.
- 5.3.2. Within 30 days of the following circumstances, the Discharger shall submit a TRE work plan that shall be the generic work plan revised as appropriate for the particular toxicity observed. The circumstances triggering a TRE are as follows:
  - 5.3.2.1. The Discharger has any combination of two or more MDEL or MMEL violations within a single calendar month or two successive calendar months;
  - 5.3.2.2. The Discharger violates the MDEL or MMEL during a calendar month, there is no effluent available to test in the following calendar month, and the Executive Officer requires a TRE; or
- 5.3.3. Within 30 days of submitting the TRE work plan, the Discharger shall initiate a TRE accordance with the TRE work plan. The TRE shall be specific to the discharge and be in accordance with current technical guidance and reference

materials, including U.S. EPA guidance materials. The Discharger shall conduct the TRE as a tiered evaluation as summarized below:

- 5.3.3.1. Tier 1 shall consist of basic data collection (routine monitoring, additional routine monitoring, and MMEL compliance tests);
- 5.3.3.2. Tier 2 shall consist of evaluating treatment processes, including operational practices and process chemicals;
- 5.3.3.3. Tier 3 shall consist of a toxicity identification evaluation (TIE) to identify the substance or combination of substances causing the observed toxicity. The Discharger shall employ all reasonable efforts using currently available TIE methodologies;
- 5.3.3.4. Tier 4 shall consist of a toxicity source evaluation;
- 5.3.3.5. Tier 5 shall consist of a toxicity control evaluation that considers alternative strategies, including treatment process modifications, to reduce or eliminate the toxic substances from the discharge; and
- 5.3.3.6. Tier 6 shall consist of implementing all reasonable toxicity control measures, and follow-up monitoring and confirmation of implementation success.
- 5.3.4. The Discharger may end the TRE at any stage if monitoring finds there is no longer consistent toxicity (i.e., two consecutive results of “pass”).
- 5.3.5. The Executive Officer (EO) may authorize the Discharger to end a TRE if the Discharger documents that it has exhausted all reasonable efforts to identify the cause of the toxicity.
- 5.3.6. Many recommended TRE elements parallel required or recommended efforts related to source control, pollution prevention, and stormwater control programs. TRE efforts should be coordinated with such efforts. To prevent duplication of efforts, evidence of complying with requirements or recommended efforts of such programs may be acceptable to demonstrate compliance with TRE requirements.
- 5.3.7. The routine monitoring frequency shall be a minimum of two tests per calendar year at the IWC when the Discharger is conducting toxicity testing as part of a TRE during that calendar year. The Discharger must return to the routine monitoring frequency specified in MRP section 5.1.3.1 at the conclusion of the TRE or one year after the initiation of the TRE, whichever occurs sooner. TRE triggers are set forth below.

**Table E-5. Toxicity Reduction Evaluation (TRE) Triggers**

Monitoring Type and Frequency	Triggers	TRE Required?
Routine and MMEL compliance monitoring, less than monthly frequency	1. Violation of MDEL or MMEL in a calendar month, AND 2. No discharge during the following calendar month	EO may require TRE
Routine and MMEL compliance monitoring	Any combination of two or more MDEL or MMEL violations in a single calendar month or successive calendar months	TRE is required

## 6. RECEIVING WATER MONITORING

The Discharger shall continue to participate in the Regional Monitoring Program (RMP), which collects data on pollutants and toxicity in San Francisco Bay water, sediment, and biota. The Discharger shall also provide supplemental funding to the RMP to support additional studies for constituents of emerging concern. The Discharger shall, either individually or in collaboration with other dischargers, submit or cause to submit a report each year that indicates the status of its RMP payment. The report shall be due on the same day as the letters certifying the Discharger's annual payment in support of RMP receiving water monitoring (currently February 1 each year). The Discharger shall also monitor receiving waters at Monitoring Locations RSW-001, RSW-002, RSW-003, RSW-005, RSW-007, RSW-009, and RSW-010 as follows:

**Table E-6. Receiving Water Monitoring**

Parameter	Unit	Sample Type	Minimum Sampling Frequency <sup>[1, 2]</sup>
Salinity	ppt	Grab	2/Year <sup>[3]</sup>
Hardness <sup>[4]</sup>	mg/L as CaCO <sub>3</sub>	Grab	2/Year
pH	standard units	Grab	2/Year <sup>[3]</sup>
Temperature	°C	Grab	2/Year <sup>[3]</sup>
Total Ammonia Nitrogen	mg/L	Grab	2/Year <sup>[3]</sup>
Dissolved Oxygen	mg/L	Grab	2/Year <sup>[5]</sup>
Standard Observations <sup>[6]</sup>	-	-	2/Year

**Footnotes:**

- <sup>[1]</sup> Receiving water shall be monitored once during the wet season (November to April) and once during the dry season (May to October).
- <sup>[2]</sup> Monitoring Locations RSW-009 and RSW-010 shall be sampled on the same day. Monitoring Locations RSW-009 and RSW-010 shall be sampled only during discharge from Discharge Point 005. (See Footnote 5 for dissolved oxygen exception.) When accessibility is hindered, samples may be collected at alternative nearby monitoring locations different than Monitoring Locations RSW-009 and RSW-010. Alternative nearby monitoring locations shall be identified in the associated self-monitoring reports.
- <sup>[3]</sup> Salinity, temperature, pH, and total ammonia nitrogen shall be collected concurrently.
- <sup>[4]</sup> Hardness monitoring is not required at Monitoring Location RSW-001.
- <sup>[5]</sup> The Discharger shall collect receiving water dissolved oxygen data from Receiving Water Monitoring Locations RSW-009 and RSW-010 at least twice per year under the following sampling conditions:
- At least once from June 1 through November 15 when not discharging to Ledgewood Creek (Discharge Point 005).



- At least once from November 16 through May 31 when not discharging to Ledgewood Creek (Discharge Point 005).
- At least once per calendar year while discharging to Ledgewood Creek (Discharge Point 005). This is not required if the Discharger does not discharge to Ledgewood Creek throughout the year.

<sup>[6]</sup> Standard observations are specified in Attachment G, section 3.2.

## 7. PRETREATMENT AND BIOSOLIDS MONITORING REQUIREMENTS

The Discharger shall comply with the pretreatment requirements for influent at Monitoring Location INF-001, effluent at Monitoring Location EFF-001D, and biosolids at Monitoring Location BIO-001. The Discharger shall report summaries of analytical results in annual and semi-annual pretreatment reports in accordance with Attachment H. If instructed to do so, the Discharger shall report biosolids analytical results with its electronic self-monitoring reports by manual entry, by EDF/CDF, or as an attached file.

**Table E-7. Pretreatment and Biosolids Monitoring**

Constituents	Sampling Frequency			Sample Type	
	Influent INF-001 <sup>[1]</sup>	Effluent EFF-001D <sup>[1]</sup>	Biosolids BIO-001	Influent and Effluent	Biosolids <sup>[2]</sup>
VOC <sup>[3]</sup>	Once	Once	Once	Grab	Grab
BNA <sup>[4]</sup>	Once	Once	Once	Grab	Grab
Metals <sup>[5]</sup>	1/Month	1/Month	2/Year	C-24 <sup>[6]</sup>	Grab
Cyanide, Total <sup>[7]</sup>	1/Month	1/Month	2/Year	Grab	Grab
Mercury	1/Quarter	1/Quarter <sup>[8]</sup>	2/Year	Grab	Grab

**Footnotes:**

<sup>[1]</sup> Influent and effluent monitoring conducted in accordance with MRP Tables E-2 and E-3 may be used to satisfy these pretreatment monitoring requirements.

<sup>[2]</sup> The biosolids sample shall be a composite of the biosolids to be disposed. Biosolids collection and monitoring shall comply with the requirements specified in Attachment H, Appendix H-4.

<sup>[3]</sup> VOC: volatile organic compounds

<sup>[4]</sup> BNA: base/neutrals and acid extractable organic compounds

<sup>[5]</sup> The metals are arsenic, cadmium, hexavalent chromium, lead, nickel, selenium, silver, and zinc. The Discharger may choose to monitor and report total chromium instead of hexavalent chromium. Samples collected for hexavalent chromium measurements may be grab samples.

<sup>[6]</sup> If an automatic compositor is used, the Discharger shall obtain 24-hour composite samples through flow-proportioned composite sampling. Alternatively, 24-hour composite samples may consist of discrete grab samples combined (volumetrically flow-weighted) prior to analysis or mathematically flow-weighted.

<sup>[7]</sup> The Discharger may, at its option, analyze for cyanide as weak acid dissociable cyanide using protocols specified in 40 C.F.R. part 136 or an equivalent method in the latest Standard Method edition.

<sup>[8]</sup> The Discharger shall use ultra-clean sampling (U.S. EPA 1669) and ultra-clean analytical method (U.S. EPA 1631) for mercury monitoring.

## 8. RECYCLED WATER POLICY ANNUAL REPORTS

In accordance with Section 3 of the Water Quality Control Policy for Recycled Water (Recycled Water Policy), the Dischargers shall electronically submit an annual report of monthly data to the State Water Board by April 30 each year covering the previous calendar year using the State Water Board's [GeoTracker website](https://geotracker.waterboards.ca.gov) (<https://geotracker.waterboards.ca.gov>). Information for setting up and using the GeoTracker system can be found in the ESI Guide for Responsible Parties document

on the State Water Board's website for [Electronic Submittal of Information](https://waterboards.ca.gov/ust/electronic_submittal/index.html) ([https://waterboards.ca.gov/ust/electronic\\_submittal/index.html](https://waterboards.ca.gov/ust/electronic_submittal/index.html)).

The annual report to GeoTracker shall include the volumetric reporting of the items listed in [section 3.2 of the Recycled Water Policy](https://www.waterboards.ca.gov/board_decisions/adopted_orders/resolutions/2018/121118_7_final_amendment_oal.pdf) ([https://www.waterboards.ca.gov/board\\_decisions/adopted\\_orders/resolutions/2018/121118\\_7\\_final\\_amendment\\_oal.pdf](https://www.waterboards.ca.gov/board_decisions/adopted_orders/resolutions/2018/121118_7_final_amendment_oal.pdf)).

## 9. REPORTING REQUIREMENTS

**9.1. General Monitoring and Reporting Requirements.** The Discharger shall comply with all Standard Provisions (Attachments D and G) related to monitoring, reporting, and recordkeeping.

### 9.2. Self-Monitoring Reports (SMRs)

**9.2.1. SMR Format.** The Discharger shall electronically submit SMRs using the State Water Board's [California Integrated Water Quality System \(CIWQS\) Program website](https://waterboards.ca.gov/water_issues/programs/ciwqs) ([waterboards.ca.gov/water\\_issues/programs/ciwqs](https://waterboards.ca.gov/water_issues/programs/ciwqs)). The CIWQS website will provide additional information for SMR submittal in the event of a planned service interruption for electronic submittal.

**9.2.2. SMR Due Dates and Contents.** The Discharger shall submit SMRs by the due dates, and with the contents specified below:

**9.2.2.1. Monthly SMRs** — Monthly SMRs shall be due the first day of the second month after the monitoring period, covering that calendar month. Each SMR shall contain the applicable items described in Provision 5.3.2 (Effluent Characterization Study and Report) of the Order, Attachment D section 5.2, and Attachment G section 5.3. Each SMR shall include all new monitoring results obtained since the last SMR was submitted. If the Dischargers monitor any pollutants more frequently than required by this Order, the Dischargers shall include the results of such monitoring in the calculations and reporting for the SMR.

**9.2.2.2. Annual SMR** — Annual SMRs shall be due March 1 each year, covering the preceding calendar year (January 1 through December 31). The annual SMR shall contain the applicable items described in Provisions 5.3.2 (Effluent Characterization Study and Report) and 5.3.5.3 (Anaerobically-Digestible Material) of the Order, and Attachment G section 5.3.1.6.

**9.2.3. Specifications for Submitting SMRs to CIWQS.** The Discharger shall submit analytical results and other information using one of the following methods:

**Table E-8. CIWQS Reporting**

Parameter	Method of Reporting: EDF/CDF data upload	Attached File
All parameters identified in influent, effluent, and receiving water monitoring tables (except Dissolved Oxygen and Temperature)	Required for all results	-
Dissolved Oxygen, Temperature	Required for monthly maximum and minimum results only <sup>[1]</sup>	Discharger may use this method for all results or keep records
Antimony, Arsenic, Beryllium, Cadmium, Chromium, Copper, Cyanide, Lead, Mercury, Nickel, Selenium, Silver, Thallium, Zinc, Dioxins & Furans (by U.S. EPA Method 1613), Other Pollutants (by U.S. EPA Methods 601, 602, 608, 610, 614, 624, and 625)	Required for all results <sup>[2]</sup>	-
Volume and Duration of Blended Discharge <sup>[3]</sup>	Required for all blended effluent discharges	-
Analytical Method	Not required (Discharger may select "data unavailable") <sup>[1]</sup>	-
Collection Time, Analysis Time	Not required	-

**Footnotes:**

- <sup>[1]</sup> The Discharger shall continue to monitor at the minimum frequency specified in this MRP, keep records of the measurements, and make the records available upon request.
- <sup>[2]</sup> These parameters require EDF/CDF data upload or manual entry regardless of whether monitoring is required by this MRP or other provisions of this Order (except for biosolids, sludge, or ash provisions).
- <sup>[3]</sup> The requirements for volume and duration of blended discharge applies only if this Order authorizes the Dischargers to discharge blended effluent.

The Discharger shall arrange all reported data in a tabular format and summarize data to clearly illustrate whether the Facility is operating in compliance with effluent limitations. The Discharger is not required to duplicate the submittal of data entered in a tabular format within CIWQS. When electronic submittal of data is required and CIWQS does not provide for entry into a tabular format, the Discharger shall electronically submit the data in a tabular format as an attachment.

**9.2.4. Monitoring Periods.** Monitoring periods for all required monitoring shall be as set forth below unless otherwise specified:

**Table E-9. Monitoring Periods**

Sampling Frequency	Monitoring Period Begins On...	Monitoring Period
Continuous/D	Order effective date	All times
1/Hour	Order effective date	Every hour on the hour
1/Day	Order effective date	Any 24-hour period that reasonably represents a calendar day for sampling purposes (e.g., beginning at midnight and continuing through 11:59 p.m.)

Sampling Frequency	Monitoring Period Begins On...	Monitoring Period
1/Week	First Sunday following or on Order effective date	Sunday through Saturday
1/Month	First day of calendar month following or on Order effective date	First day of calendar month through last day of calendar month <sup>[2]</sup>
1/Quarter	Closest January 1, April 1, July 1, or October 1 before or after Order effective date <sup>[1]</sup>	January 1 through March 31 April 1 through June 30 July 1 through September 30 October 1 through December 31
2/Year	Closest January 1 or July 1 before or after Order effective date <sup>[1]</sup>	January 1 through June 30 July 1 through December 31
Once	Order effective date	Once during the term of the Order within 12 months prior to applying for permit reissuance

Footnotes:

<sup>[1]</sup> Monitoring performed during the previous order term may be used to satisfy monitoring required by this Order.

<sup>[2]</sup> See Attachment A for the definition of a calendar month for chronic toxicity testing.

**9.2.5. RL and MDL Reporting.** The Discharger shall report with each sample result the Reporting Level (RL) and Method Detection Limit (MDL) as determined by the procedure in 40 C.F.R. part 136. The Discharger shall report the results of analytical determinations for the presence of chemical constituents in a sample using the following reporting protocols:

9.2.5.1. Sample results greater than or equal to the RL shall be reported as measured by the laboratory (i.e., the measured chemical concentration in the sample).

9.2.5.2. Sample results less than the RL, but greater than or equal to the laboratory's MDL, shall be reported as "Detected, but Not Quantified," or DNQ. The estimated chemical concentration of the sample shall also be reported.

For purposes of data collection, the Discharger shall require the laboratory to write the estimated chemical concentration next to DNQ. The laboratory may, if such information is available, include numerical estimates of the data quality for the reported result. Numerical estimates of data quality may be percent accuracy ( $\pm$  a percentage of the reported value), numerical ranges (low to high), or any other means the laboratory considers appropriate.

9.2.5.3. Sample results less than the laboratory's MDL shall be reported as "Not Detected", or ND.

9.2.5.4. The Discharger shall instruct laboratories to establish calibration standards so that the minimum level (ML) value (or its equivalent if there is differential treatment of samples relative to calibration standards) is the lowest

calibration standard. At no time is the Discharger to use analytical data derived from extrapolation beyond the lowest point of the calibration curve.

- 9.2.6. **Compliance Determination.** Compliance with effluent limitations shall be determined using sample reporting protocols defined above, in the Fact Sheet, and in Attachments A, D, and G. For purposes of reporting and administrative enforcement by the Regional Water Board and State Water Board, the Discharger shall be deemed out of compliance with effluent limitations if the concentration of the pollutant in the monitoring sample is greater than the effluent limitation and, if applicable, greater than or equal to the RL.

For purposes of reporting and administrative enforcement, monitoring results at Monitoring Location EFF-001D shall be deemed representative of discharges at Discharge Points 001, 002, 003, 005, and 006. Monitoring results indicating an effluent limit violation at Monitoring Location EFF-001D shall be considered a single violation, not separate violations for each discharge point.

- 9.3. **Discharge Monitoring Reports (DMRs).** DMRs are U.S. EPA reporting requirements. The Discharger shall electronically certify and submit DMRs together with SMRs using Electronic Self-Monitoring Reports module eSMR 2.5 or the latest upgraded version. Electronic DMR submittal shall be in addition to electronic SMR submittal. Information about electronic DMR submittal is available at the [DMR website](https://waterboards.ca.gov/water_issues/programs/discharge_monitoring) (waterboards.ca.gov/water\_issues/programs/discharge\_monitoring).

**APPENDIX E-1:  
CHRONIC TOXICITY  
DEFINITION OF TERMS AND  
SPECIES SENSITIVITY SCREENING REQUIREMENTS**

**1. Definition of Terms**

- 1.1. Continuous Discharger.** Discharger that discharges without interruption throughout its operating hours, except for infrequent shutdowns for maintenance, process changes, or other similar activities, and that discharges throughout the calendar year.
- 1.2. Non-Continuous Discharger.** Discharger that does not discharge in a continuous manner or does not discharge throughout the calendar year (e.g., intermittent and seasonal dischargers).

**2. Chronic Toxicity Species Sensitivity Screening**

- 2.1.** The Discharger shall perform species sensitivity screening as specified in Toxicity Provisions section III.C.2:
- 2.1.1. The Discharger shall conduct species sensitivity screening and submit a technical report that identifies the most sensitive test species within 18 months of the effective date of this Order if the Discharger has not previously conducted a species sensitivity screening as specified in Toxicity Provisions section III.C.2.
- 2.1.2. The Discharger shall conduct species sensitivity screening and submit a technical report that identifies the most sensitive test species with the application for permit reissuance. Alternatively, the Discharger may provide species sensitivity screening results from a previous sensitive species screening conducted within the 15 years before the expiration date of this Order if that sensitive species screening was conducted as specified in Toxicity Provisions section III.C.2.
- 2.1.3. The Discharger shall conduct species sensitivity screening and submit a technical report that identifies the most sensitive test species no later than 18 months after any significant change in the nature of the effluent discharged due to changes in sources or treatment, except those changes resulting from reductions in pollutant concentrations attributable to source control efforts.
- 2.2.** Species sensitivity screening shall, at a minimum, reflect the following elements:
- 2.2.1. Test species specified in Appendix E-2, attached, and protocols referenced in those tables. Test species shall be Tier I unless those species are unavailable. In such cases, the Executive Officer may approve a Tier II test species.

- 2.2.2. Continuous Dischargers: four sets of tests, one in each calendar quarter of a calendar year.

Non-continuous Dischargers: at least two sets of tests, one in each calendar quarter with at least 15 days of discharge, unless the Discharger discharges in only one quarter of a calendar year; in that case, both sets of testing shall occur during the same calendar quarter. Testing in a specific species sensitivity screening can be conducted using effluent that is not discharged into surface waters (e.g., effluent discharged onto land because of a summer prohibition on discharges into surface waters) as long as the effluent tested is representative of the effluent that will be discharged to surface waters.

- 2.2.3. Appropriate controls as required by the applicable U.S. EPA test method for the selected test species.
- 2.2.4. Tests conducted at a waste concentration of 10 percent or the IWC, whichever represents a higher concentration of effluent. Alternatively, the Executive Officer may specify a higher waste concentration if needed to increase the likelihood that potential effects might be observed.
- 2.3. The Discharger shall submit a species sensitivity screening proposal at least 30 days prior to initiating any species sensitivity screening. The proposal shall address each of the elements listed above.
- 2.4. Unless the Executive Officer temporarily designates another species, the most sensitive species shall be the species exhibiting the highest percent effect.

## APPENDIX E-2: SUMMARY OF TOXICITY TEST SPECIES REQUIREMENTS

**Table AE-1. West Coast Marine Chronic Toxicity Test Species and Methods**

Species	(Scientific Name)	Tier	Effect	Test Duration	Reference
Giant kelp	( <i>Macrocystis pyrifera</i> )	I	Percent germination; germ tube length	48 hours	1
Red Abalone	( <i>Haliotis rufescens</i> )	I	Larval development	48 hours	1
Oyster Mussel	( <i>Crassostrea gigas</i> ) ( <i>Mytilus sp.</i> )	I	Larval development	48 hours	1
Purple Urchin Sand dollar	( <i>Strongylocentrotus purpuratus</i> ) ( <i>Dendraster excentricus</i> )	I	Percent fertilization or larval development	1 hour or 72 hours	1
Shrimp	( <i>Americamysis bahia</i> )	II	Percent survival; growth	7 days	2
Topsmelt	( <i>Atherinops affinis</i> )	I	Percent survival; growth	7 days	1
Silverside	( <i>Menidia beryllina</i> )	II	Larval growth rate; percent survival	7 days	2

**Toxicity Test References:**

1. Short-term Methods for Estimating the Chronic Toxicity of Effluent and Receiving Waters to West Coast Marine and Estuarine Organisms. EPA/600/R-95/136. August 1995.
2. Short-term Methods for Estimating the Chronic Toxicity of Effluent and Receiving Waters to Marine and Estuarine Organisms. EPA/821/R-02/014. October 2002.

**Table AE-2. Freshwater Chronic Toxicity Test Species and Method**

Species	Scientific Name	Tier	Effect	Test Duration	Reference
Fathead minnow	<i>Pimephales promelas</i>	I	Survival; growth rate	7 days	1
Water flea	<i>Ceriodaphnia dubia</i>	I	Survival; number of young	7 days	1
Green Alga	<i>Selenastrum capricornutum</i>	I	Final cell density	4 days	1

**Toxicity Test Reference:**

1. Short-term Methods for Estimating the Chronic Toxicity of Effluents and Receiving Waters to Freshwater Organisms, fourth Edition Chronic manual (EPA-821-R-02-013, October 2002).



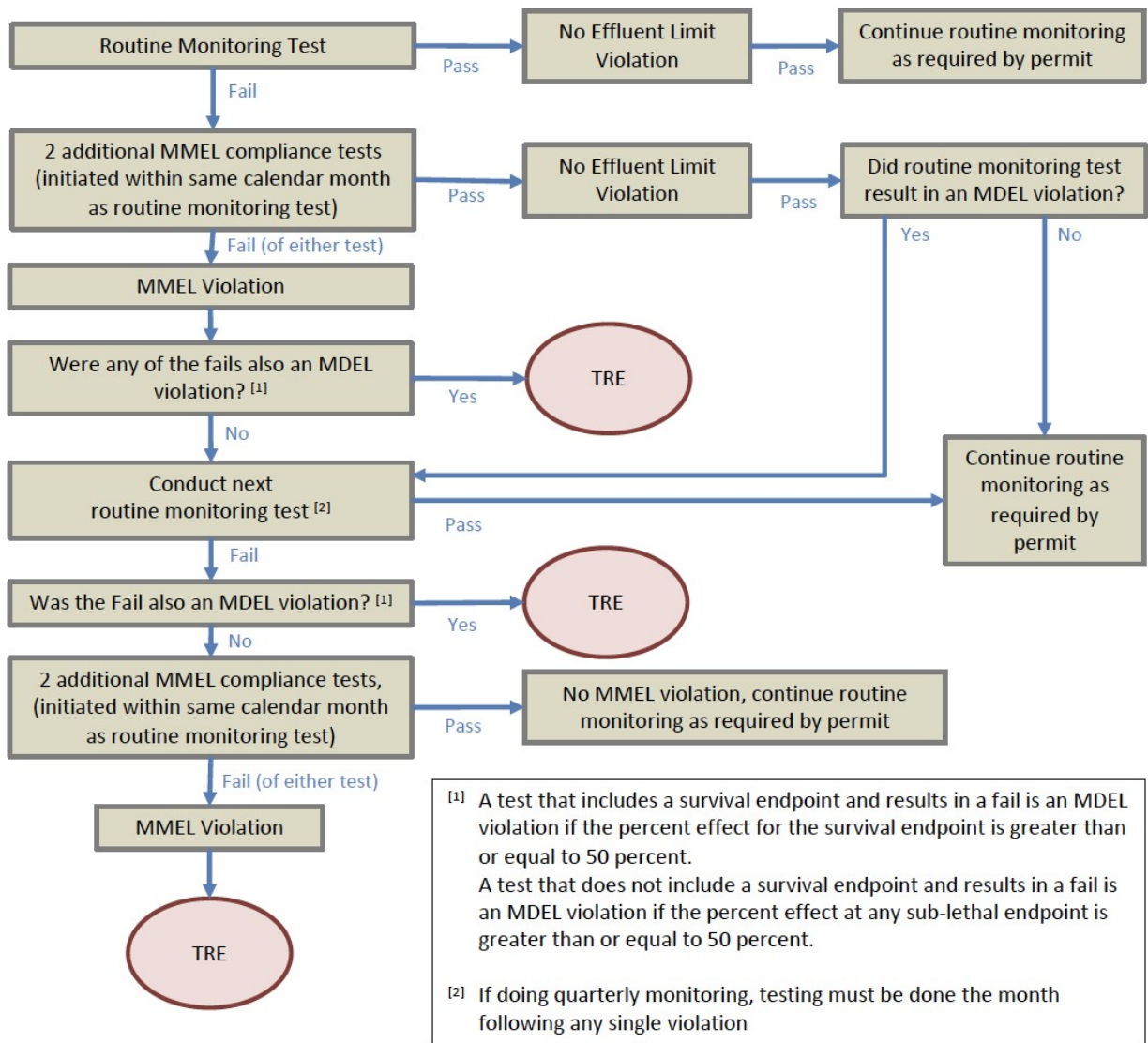
**Table AE-3. Toxicity Test Requirements for Species Sensitivity Screening**

Requirements	Discharges to Marine or Estuarine Water (San Francisco Bay) <sup>[1]</sup>	Discharges to Freshwater <sup>[1]</sup>
Taxonomic diversity	1 plant 1 invertebrate 1 fish	1 plant 1 invertebrate 1 fish
Screening Requirement	A total of 3 Marine and/or Freshwater species from Table AE-1 and Table AE-2	3 Freshwater species from Table AE-2 <sup>[2]</sup>

Footnotes:

- <sup>[1]</sup> (a) "Marine" refers to receiving water salinities greater than 1.0 parts per thousand (ppt) at least 95 percent of the time during a normal water year.
- (b) "Freshwater" refers to receiving water with salinities less than 1.0 ppt at least 95 percent of the time during a normal water year.
- (c) "Estuarine" refers to all other cases (i.e., when receiving water salinity is above 1.0 less than 95 percent of the time and below 1.0 less than 95% of the time).
- <sup>[2]</sup> The freshwater species may be substituted with a marine species if:
- (a) The salinity of the effluent is above 1 ppt greater than 95 percent of the time, or
- (b) The ionic strength (TDS or conductivity) of the effluent at the IWC is documented to be toxic to the test species.

## APPENDIX E-3: TOXICITY REDUCTION EVALUATION PROCESS FLOWCHART ROUTINE MONITORING



## ATTACHMENT F – FACT SHEET

### CONTENTS

<b>1. PERMIT INFORMATION.....</b>	<b>F-3</b>
<b>2. FACILITY DESCRIPTION.....</b>	<b>F-5</b>
<b>3. APPLICABLE PLANS, POLICIES, AND REGULATIONS.....</b>	<b>F-9</b>
3.1. LEGAL AUTHORITIES.....	F-9
3.2. CALIFORNIA ENVIRONMENTAL QUALITY ACT (CEQA).....	F-9
3.3. STATE AND FEDERAL LAWS, REGULATIONS, POLICIES, AND PLANS.....	F-10
3.4. IMPAIRED WATER BODIES ON CWA SECTION 303(D) LIST.....	F-14
<b>4. RATIONALE FOR EFFLUENT LIMITATIONS AND DISCHARGE SPECIFICATIONS .....</b>	<b>F-15</b>
4.1. DISCHARGE PROHIBITIONS .....	F-15
4.2. TECHNOLOGY-BASED EFFLUENT LIMITATIONS .....	F-17
4.3. WATER QUALITY-BASED EFFLUENT LIMITATIONS.....	F-18
4.4. DISCHARGE REQUIREMENT CONSIDERATIONS .....	F-45
<b>5. RATIONALE FOR PROVISIONS.....</b>	<b>F-47</b>
5.1. STANDARD PROVISIONS .....	F-47
5.2. MONITORING AND REPORTING PROVISIONS.....	F-48
5.3. SPECIAL PROVISIONS .....	F-48
5.4. PROVISIONS FROM PREVIOUS ORDER RETAINED TO IMPLEMENT STATE LAW ONLY .....	F-51
<b>6. RATIONALE FOR MONITORING AND REPORTING REQUIREMENTS.....</b>	<b>F-52</b>
<b>7. PUBLIC PARTICIPATION .....</b>	<b>F-56</b>

## TABLES

TABLE F-1. FACILITY INFORMATION.....	F-3
TABLE F-2. PREVIOUS EFFLUENT LIMITATIONS AND MONITORING DATA.....	F-7
TABLE F-3. SANITARY SEWER SYSTEM AND CATEGORY 1 SSO RATES (SSO PER 100 MILES) .....	F-8
TABLE F-4. BENEFICIAL USES .....	F-10
TABLE F-5. SECONDARY TREATMENT STANDARDS .....	F-18
TABLE F-6 SITE-SPECIFIC TRANSLATORS .....	F-24
TABLE F-7. REASONABLE POTENTIAL ANALYSIS .....	F-26
TABLE F-8. WQBEL CALCULATIONS.....	F-42
TABLE F-9. MONITORING REQUIREMENTS SUMMARY .....	F-56

## ATTACHMENT F – FACT SHEET

This Fact Sheet includes the legal requirements and technical rationale that serve as the basis for the requirements of this Order. As described in section 2.2 of the Order, the Regional Water Board incorporates this Fact Sheet as findings supporting the issuance of the Order.

### 1. PERMIT INFORMATION

The following table summarizes administrative information related to the facility.

**Table F-1. Facility Information**

WDID	2 482005001
CIWQS Place ID	225526
Discharger	Fairfield-Suisun Sewer District
Facility Name	Fairfield-Suisun Wastewater Treatment Plant and its sanitary sewer system
Facility Address	1010 Chadbourne Road Fairfield, CA 94534 Solano County
Facility Contact, Title, Phone, and Email	Jordan Damerel, General Manager (707) 428-9155, <a href="mailto:jdamerel@fairfieldsuisunsewer.ca.gov">jdamerel@fairfieldsuisunsewer.ca.gov</a>
Authorized Person to Sign and Submit Reports	Same as Facility Contact
Mailing Address	Same as facility address
Billing Address	Same as mailing address
Facility Type	Publicly Owned Treatment Works (POTW)
Major or Minor Facility	Major
Water Quality Threat	1
Complexity	A
Pretreatment Program	Yes
Reclamation Requirements	State Water Board Order WQ 2016-0068-DDW
Mercury and PCBs Requirements	NPDES Permit CA0038849
Nutrients Requirements	NPDES Permit CA0038873
Facility Permitted Flow	23.7 million gallons per day (MGD) (average dry weather flow)
Facility Design Flow	23.7 MGD – average daily dry weather design flow 45 MGD – peak daily wet weather effluent design flow
Watershed	Suisun Basin
Receiving Water	Boynton Slough, LedgeWood Creek, Duck Ponds 1 and 2
Receiving Water Type	Estuarine
Date of Last Inspection	January 7, 2025

- 1.1.** The Fairfield-Suisun Sewer District (Discharger) owns and operates the Fairfield-Suisun Wastewater Treatment Plant and its sanitary sewer system (collectively, the Facility), which provides advanced secondary treatment of

wastewater from domestic, commercial, and industrial sources from the City of Fairfield, Suisun City, and Travis Air Force Base, and serves a population of approximately 149,000. The Facility's permitted average dry weather treatment capacity is 23.7 million gallons per day (MGD). The Facility discharges primarily to Boynton Slough, with intermittent discharges to two duck ponds and Ledgewood Creek, all of which are waters of the United States within the Suisun Basin watershed tributary to Suisun Marsh and Suisun Bay.

Treatment processes at the Facility include screening and grit removal, primary sedimentation, optional oxidation towers and clarification for intermediate treatment, activated sludge, secondary clarification, temporary activated sludge effluent storage in flow balancing reservoirs, dual media filtration, and ultraviolet (UV) disinfection. Side stream processes include sludge thickening, anaerobic digestion, on-site power generation using digester gas, and sludge dewatering.

For the purposes of this Order, references to the "discharger" or "permittee" in applicable federal and state laws, regulations, plans, and policies are held to be equivalent to references to the Discharger herein.

- 1.2.** The Discharger is regulated pursuant to NPDES Permit CA0038024. The Discharger is authorized to discharge subject to the Waste Discharge Requirements (WDRs) in this Order at the discharge location described in Table 1 of this Order.
- 1.3.** The Discharger was previously subject to Order R2-2020-0012 (previous order) as amended by R2-2021-0028 and R2-2023-0023.
  - Order R2-2021-0028 amended the previous order to provide updated monitoring requirements and require supplemental funding for the Regional Monitoring Program (RMP).
  - Order R2-2023-0023 amended the previous order to remove effluent limitations and monitoring requirements for oil and grease.

Provisions of these orders have been incorporated into this Order.

- 1.4.** The Discharger filed a Report of Waste Discharge and submitted an application for reissuance of its Waste Discharge Requirements (WDRs) and NPDES permit on July 24, 2024.
- 1.5.** Regulations in 40 C.F.R. section 122.46 limit the duration of NPDES permits to a fixed term not to exceed five years. Accordingly, this Order limits the effective period for the discharge authorization. Pursuant to 40 C.F.R. section 122.6(d) and California Code of Regulations, title 23, section 2235.4, the terms and conditions of an expired permit are automatically continued pending reissuance of the permit if the Discharger complies with all requirements for continuation of expired permits.

- 1.6. The Discharger is also regulated under NPDES Permits CA0038849 and CA0038873, which establish requirements on mercury, polychlorinated biphenyls (PCBs), and nutrients from wastewater discharges to San Francisco Bay. This Order does not affect those permits.
- 1.7. When applicable, State law requires dischargers to file a petition with the State Water Resources Control Board (State Water Board), Division of Water Rights, and receive approval for any change in the point of discharge, place of use, or purpose of use of treated wastewater that decreases the flow in any portion of a watercourse. The State Water Board retains separate jurisdictional authority to enforce such requirements under Water Code section 1211. This is not an NPDES permit requirement.

## 2. FACILITY DESCRIPTION

### 2.1. Sanitary Sewer System and Treatment

- 2.1.1. **Location and Service Area.** The Fairfield-Suisun Wastewater Treatment Plant is located at 1010 Chadbourne Road in Fairfield, Solano County, and provides advanced-secondary treatment of wastewater from domestic, commercial, and industrial sources from the City of Fairfield, City of Suisun City, and Travis Air Force Base. The Facility serves a population of approximately 149,000.

Attachment B provides maps of the area around the plant.

- 2.1.2. **Sanitary Sewer System.** The Fairfield-Suisun Sewer District sanitary sewer system consists of approximately 71 miles of gravity sewer mains (12 inches in diameter or greater), 15 miles of pressure sewer mains, and 14 pump stations. The plant also treats wastewater from three satellite sanitary sewer systems, consisting of sewer lines less than 12 inches in diameter, owned and maintained by the City of Fairfield, City of Suisun City, and Travis Air Force Base.
- 2.1.3. **Wastewater Treatment.** The plant provides treatment consisting of preliminary influent screening and grit removal, primary clarification, optional oxidation towers (roughing filters) and optional intermediate clarification, biological activated sludge, secondary clarification, temporary activated sludge effluent storage in flow balancing reservoirs (total volume 12.7 million gallons [MG]), advanced secondary dual-media filtration, and ultraviolet light (UV) disinfection. Attachment C provides flow schematics for the plant.

Influent wastewater is pumped to the plant headworks from four pump stations, each with a magnetic flow meter. The combined inflow is measured by Parshall flumes downstream of influent screening. Plant influent contains a small contribution from plant recycled water.

The current treatment configuration routes all flow around the oxidation towers and intermediate clarifiers. The oxidation towers and intermediate clarifiers may be put back into service depending on influent characteristics to optimize the performance of the activated sludge process.

To accommodate wet weather flows, the plant also has a 111-MG equalization storage basin with optional comminution. The plant is designed to provide containment and advanced secondary treatment of wastewater flows up to the 20-year storm event. The plant is designed to route secondary treated effluent around the advanced secondary dual media filters located prior to disinfection when the liquid level in the filter inlet structure exceeds 8.6 feet.

Disinfected effluent is conveyed from the UV disinfection facility to Discharge Point 001 (and Discharge Points 005 and 006, when needed) or to one of three earthen final effluent holding ponds with a total volume of 20.4 MG. The plant may discharge a blend of stored water from the reservoirs and treated wastewater from the UV disinfection facility.

The plant has an average dry weather capacity of 23.7 MGD and a peak wet weather capacity of 45 MGD. From May 2020 through August 2024, the plant treated a daily dry weather average of 12.8 MGD, with the highest reported average wet weather flow being 39.9 MGD.

- 2.1.4. **Sludge and Biosolids Management.** Sludge from the primary and secondary clarification operations is processed using anaerobic digestion. The process consists of gravity belt thickeners for waste activated sludge thickening, mesophilic anaerobic digesters, and screw presses for dewatering. The digested and dewatered biosolids are further treated and sold as a biofertilizer product.
- 2.1.5. **Stormwater Management.** Stormwater originating on the plant's grounds is directed offsite and permitted under the statewide Industrial Storm Water Permit (NPDES General Permit CAS000001).
- 2.1.6. **Recycled Water.** The Discharger recycles approximately 5 to 10 percent of the plant's treated effluent for agricultural and landscape irrigation. Water recycling is permitted under State Water Board Order WQ 2016-0068-DDW.
- 2.2. **Discharge Point and Receiving Waters.** Treated effluent is discharged to Boynton Slough, LedgeWood Creek, and Duck Ponds 1 and 2. The primary discharge location is Discharge Point 001 to Boynton Slough; discharge to the other four discharge points is intermittent. Annual average effluent flow during the previous order term was 15 MGD. In 2023, the annual volume discharged to the duck ponds was approximately 2,060 MG. The Discharger did not discharge to LedgeWood Creek in 2020 but discharged an average of about 7.3 MGD to LedgeWood Creek in December 2021, January 2022, January and March 2023, and February 2024. Discharge Point 006, which would intermittently discharge to



Boynton Slough, is not in use at this time, but may be put into service if and when the Discharger complies with Provision 5.3.5.5.

**2.3. Previous Requirements and Monitoring Data.** The table below presents the previous order's effluent limitations and representative monitoring data from May 2020 through June 2024:

**Table F-2. Previous Effluent Limitations and Monitoring Data**  
(Values based monitoring data collected between May 2020 and June 2024)

Parameter	Unit	Average Monthly Limitation	Average Weekly Limitation	Maximum Daily Limitation	Other Limitation	Long-Term Average	Highest Daily Value
Biochemical Oxygen Demand (5 day @ 20°C) (BOD <sub>5</sub> )	mg/L	10	15	-	-	1.7	4.5
Total Suspended Solids (TSS)	mg/L	10	15	-	-	<0.6	3.7
BOD <sub>5</sub> percent removal	%	85 (minimum)	-	-	-	99	98 <sup>[1]</sup>
TSS percent removal	%	85 (minimum)	-	-	-	100 <sup>[2]</sup>	99 <sup>[1]</sup>
Oil and Grease	mg/L	-	-	10	-	-	<1.4
pH	s.u.	-	-	-	6.5 – 8.5 <sup>[3]</sup>	-	6.7 – 8.1 <sup>[4]</sup>
Turbidity	NTU	-	-	10	-	-	1.48
Ammonia, Total	mg/L as N	2.0	-	4.0	-	-	0.71
Copper, Total	µg/L	11	-	15	-	-	5.1
Cyanide, Total	µg/L	7.4	-	12	-	-	5.0
Dioxin-TEQ	µg/L	1.4 x 10 <sup>-8</sup>	-	2.8 x 10 <sup>-8</sup>	-	-	0 <sup>[5]</sup>
<i>Enterococcus</i> Bacteria	MPN/ 100 mL	30 <sup>[6]</sup>	-	-	-	-	<1.1
Acute Toxicity	% survival	-	-	-	Not less than 90% (3-Sample Median)	-	100 <sup>[7]</sup>
Acute Toxicity	% survival	-	-	-	Not less than 70% (1-Sample Maximum)	-	100 <sup>[7]</sup>
Chronic Toxicity	TU <sub>c</sub>	-	-	-	No toxicity as discharged	-	1

Footnotes:

<sup>[1]</sup> Lowest percent removal value.

<sup>[2]</sup> The long-term average TSS percent removal prior to rounding is 99.59 percent.

<sup>[3]</sup> The limitation was expressed as an instantaneous minimum and instantaneous maximum.

<sup>[4]</sup> The range is the lowest and highest pH values.

<sup>[5]</sup> Dioxin-TEQ was calculated in accordance with Attachment G section 5.3.1.4.4 of the previous order.

<sup>[6]</sup> This limitation was expressed as the geometric mean in a calendar month.

<sup>[7]</sup> Lowest percent survival.

## 2.4. Compliance Summary

**2.4.1. Effluent Limitation Violations.** The Discharger did not violate its numeric effluent limitations during the previous order term.

**2.4.2. Sanitary Sewer System.** The table below summarizes Category 1 sanitary sewer spill rates for the last five years. Category 1 spills were defined under the 2022 statewide WDRs as those that reach surface waters.

**Table F-3. Sanitary Sewer System and Category 1 SSO Rates (SSO per 100 miles)**  
(Values based on CIWQS data analysis completed in February 2024) <sup>[1]</sup>

Region	Length (miles)	Average Pipe Age (Years) <sup>[3]</sup>	2019 Rate	2020 Rate	2021 Rate	2022 Rate	2023 Rate
Fairfield-Suisun Sewer District	83 <sup>[2]</sup>	42	0	0	0	0	0
San Francisco Bay Region	17,700 <sup>[2]</sup>	49	1.4	0.68	1.2	1.0	0.86
State of California	106,000 <sup>[2]</sup>	48	0.59	0.35	0.50	0.45	0.36

**Footnotes:**

<sup>[1]</sup> The State Water Board's *Enrollees's Guide to the SSO Database* defines "Total number of SSOs per 100 miles of Sewer" as "...the number of sanitary sewer spills, for which the reporting enrollee is responsible, for every 100 miles of pipe or sewer lines in an enrollee's sanitary sewer system. Due to the large variation in facility specific characteristics, this metric should only be viewed as a rough comparison of the operation and maintenance performance of enrollees and their sanitary sewer systems."

<sup>[2]</sup> Lengths shown are based on 2024 data.

<sup>[3]</sup> The average pipe age for the State of California is estimated based on the percentage of piping constructed during each decade as reported by enrollees under the statewide WDRs for sanitary sewer systems. Ages shown are based on 2024 data.

The Discharger had no Category 1 SSOs over the previous order term. The average age of the Discharger's sanitary sewer system is approximately 44 years, which is slightly newer than other sanitary sewer systems in the San Francisco Bay Region. The Discharger targets inspections of the entire sanitary sewer system every five years. Inspections include closed-circuit TV and routine and hotspot cleaning of sewer pipes.

**2.5. Planned Changes.** During this Order term, the Discharger plans to upgrade its treatment plant to improve nitrogen removal. Specifically, the Discharger plans to construct anoxic zones, replace air diffuser systems, and potentially install an internal mixed-liquor return pumping system in its aeration basins to increase denitrification.

The Discharger also plans to increase recycled water distribution to nearby agricultural operations, which may result in the incidental discharge of some tailwater through a tidal gate at Boynton Slough, creating a new discharge at Discharge Point 006. The Discharger may also use Discharge Point 006 as an

alternate discharge point when maintenance is being conducted on the main outfall line.

These changes are mentioned here for informational purposes only and are not requirements of this Order, except to the extent that they pertain to ensuring Facility reliability. Their inclusion here does not imply Regional Water Board authorization. The Discharger may need to obtain necessary permits or permit modifications to implement the changes.

- 2.6. Sea Level Rise.** The Discharger has evaluated the San Francisco Bay Conservation and Development Commission's *Adapting to Rising Tides* mapping under worst-case scenario 2100 sea level rise projections and determined that critical Facility processes are unlikely to be directly affected. However, a portion of the sanitary sewer system may be at risk. The Discharger is the co-lead agency with Solano County for the Solano Bayshore Resiliency Project, collaborating with the cities of Fairfield, Suisun City, Benicia, and Vallejo to evaluate and address the impacts of sea level rise. Contributions include providing project management, technical expertise, and data to support vulnerability assessments and adaptation planning with a focus on protecting critical infrastructure and maintaining water quality.

### 3. APPLICABLE PLANS, POLICIES, AND REGULATIONS

The requirements contained in this Order are based on the requirements and authorities described in this section.

- 3.1. Legal Authorities.** This Order serves as WDRs pursuant to California Water Code article 4, chapter 4, division 7 (commencing with § 13260). This Order is also issued pursuant to federal Clean Water Act (CWA) section 402 and implementing regulations adopted by the U.S. EPA, and Water Code chapter 5.5, division 7 (commencing with § 13370). It serves as an NPDES permit authorizing the Discharger to discharge into waters of the United States at the discharge locations described in Table 1 subject to the WDRs in this Order.
- 3.2. California Environmental Quality Act (CEQA).** Under Water Code section 13389, this action to adopt an NPDES permit is exempt from the provisions of the California Environmental Quality Act (CEQA), Public Resources Code division 13, chapter 3 (commencing with § 21100). Provision 5.3.4.2.1 and Attachment G Provision 1.9.1 are state law requirements that are retained from the previous order. To the extent Water Code section 13389 does not apply to these state law requirements, retaining them is not a project subject to CEQA because they will not cause a direct or indirect physical change in the environment (Public Resources Code §§ 21065, 21080).

### 3.3. State and Federal Laws, Regulations, Policies, and Plans

- 3.3.1. **Water Quality Control Plan.** The Regional Water Board adopted the *Water Quality Control Plan for the San Francisco Bay Basin* (Basin Plan), which designates beneficial uses, establishes water quality objectives, and contains implementation programs and policies to achieve those objectives for all waters addressed through the plan. Requirements in this Order implement the Basin Plan. In addition, this Order implements State Water Board Resolution 88-63, which established State policy that all waters, with certain exceptions, should be considered suitable or potentially suitable for municipal or domestic supply. Because of the marine influence on San Francisco Bay, total dissolved solids levels exceed 3,000 mg/L; therefore, San Francisco Bay meets an exception to State Water Board Resolution 88-63. The beneficial uses applicable to Boynton Slough, the managed duck ponds, and Ledgewood Creek are as follows:

**Table F-4. Beneficial Uses**

Discharge Point	Receiving Water	Beneficial Uses
001 and 006	Boynton Slough (Tributary to Suisun Slough)	Commercial and Sport Fishing (COMM) Estuarine Habitat (EST) Fish Migration (MIGR) Preservation of Rare and Endangered Species (RARE) Fish Spawning (SPWN) Wildlife Habitat (WILD) Water Contact Recreation (REC1) Non-Contact Water Recreation (REC2)
002 and 003	Duck Ponds 1 and 2 (Tributaries to Suisun Marsh)	Estuarine Habitat (EST) Fish Migration (MIGR) Preservation of Rare and Endangered Species (RARE) Fish Spawning (SPWN) Wildlife Habitat (WILD) Water Contact Recreation (REC1) Non-Contact Water Recreation (REC2)
005	Ledgewood Creek	Freshwater Replenishment (FRSH) Cold Freshwater Habitat (COLD) Fish Migration (MIGR) Fish Spawning (SPWN) Warm Freshwater Habitat (WARM) Wildlife Habitat (WILD) Water Contact Recreation (REC1) Non-contact Water Recreation (REC2)

- 3.3.2. **National Toxics Rule (NTR) and California Toxics Rule (CTR).** The NTR and CTR contain federal water quality criteria for priority pollutants. U.S. EPA adopted the NTR on December 22, 1992, and amended it on May 4, 1995, and November 9, 1999. About 40 NTR criteria apply in California. U.S. EPA adopted the CTR on May 18, 2000. The CTR promulgated new toxics criteria for

California and incorporated the NTR criteria that applied in the State. U.S. EPA amended the CTR on February 13, 2001, and again on January 16, 2025.

- 3.3.3. **State Implementation Policy.** The State Water Board adopted the *Policy for Implementation of Toxics Standards for Inland Surface Waters, Enclosed Bays, and Estuaries of California* (State Implementation Policy or SIP) on March 2, 2000. The SIP establishes implementation provisions for priority pollutant criteria and objectives, and provisions for chronic toxicity control. The SIP became effective on April 28, 2000, with respect to the priority pollutant criteria U.S. EPA promulgated for California through the NTR and the priority pollutant objectives the Regional Water Board established through the Basin Plan. The SIP became effective on May 18, 2000, with respect to the priority pollutant criteria U.S. EPA promulgated through the CTR. The State Water Board adopted amendments to the SIP on February 24, 2005, that became effective on July 13, 2005. Requirements of this Order implement the SIP.
- 3.3.4. **Bacteria Objectives.** The State Water Board adopted the *Water Quality Control Plan for Inland Surface Waters, Enclosed Bays, and Estuaries of California – Part 3, Bacteria Provisions and a Water Quality Standards Variance Policy* on August 7, 2018, and it became effective on March 22, 2019. This plan establishes *Enterococcus* bacteria water quality objectives and related implementation provisions for discharges to marine and estuarine waters that support the water contact recreation beneficial use.
- 3.3.5. **Toxicity Provisions.** The State Water Board adopted the *State Policy for Water Quality Control: Toxicity Provisions* (Toxicity Provisions) on December 1, 2020, and confirmed it as state policy for water quality control on October 5, 2021. The Office of Administrative Law approved the Toxicity Provisions on April 25, 2022. U.S. EPA approved the Toxicity Provisions on May 1, 2023. Toxicity Provisions sections II.C.1 and II.C.2 establish numeric chronic and acute toxicity water quality objectives that apply to all inland surface waters, enclosed bays, and estuaries in the state with aquatic life beneficial uses. The Toxicity Provisions include related implementation provisions and require that compliance with the chronic toxicity water quality objectives be assessed using U.S. EPA's Test of Significant Toxicity (TST) (U.S. EPA, *National Pollutant Discharge Elimination System Test of Significant Toxicity Implementation Document* [EPA/833-R-10-003], June 2010). In accordance with Water Code sections 13146 and 13247, the Regional Water Board must include the requirements specified in the Toxicity Provisions for NPDES permits issued, reissued, renewed, or reopened after the effective dates of the Toxicity Provisions for non-stormwater NPDES dischargers, unless otherwise directed or authorized by statute or where contrary to a binding judicial order or decision.

On July 18, 2022, the Camarillo Sanitary District, City of Simi Valley, City of Thousand Oaks, Central Valley Clean Water Association, and Clean Water SoCal (formerly known as Southern California Alliance of Publicly Owned

Treatment Works) (Petitioners) filed a petition for writ of mandate in Fresno County Superior Court challenging the State Water Board's adoption of the Toxicity Provisions. One of the Petitioners' claims was that the Toxicity Provisions was inconsistent with the Clean Water Act. On October 9, 2023, the superior court denied the petition in its entirety.

On December 19, 2023, Camarillo Sanitary District, Central Valley Clean Water Association, and Clean Water SoCal filed a notice of appeal of the Fresno Superior Court's decision upholding the Toxicity Provisions. On August 5, 2025, the Fifth District Court of Appeal issued a published opinion finding that the TST statistical approach, which is an integral component of the Toxicity Provisions, cannot be utilized in NPDES permitting to evaluate whole effluent toxicity (WET) data because the Court of Appeal concluded that the TST is not an approved method under 40 C.F.R Part 136. The Court of Appeal did not, however, disturb the Toxicity Provisions' use of the TST as a part of its water quality objectives. The State Water Board prevailed on all other claims in the litigation. The Court of Appeal's decision became final on September 4, 2025.

On December 19, 2024, the Second District Court of Appeal largely rejected the Petitioners' position on the TST in *Camarillo Sanitary District v. California Regional Water Quality Control Board – Los Angeles Region*.

On September 15, 2025, the State Water Board filed a petition for review of the Fifth Circuit Court of Appeal's decision with the California Supreme Court. On November 12, 2025, the California Supreme Court granted review. The issues to be briefed and argued are limited to the issues raised in the State Water Board's petition for review. Pending review, the opinion of the Fifth Circuit Court of Appeal is not binding on the Water Boards. However, the opinion may be cited, not only for its persuasive value, but also for the limited purpose of establishing the existence of a conflict in authority.

On December 14, 2023, the State Water Board applied for U.S. EPA Region IX review and approval of a limited-use alternative test procedure for the use of one-effluent concentration when conducting whole effluent toxicity (WET) testing pursuant to 40 C.F.R. section 136.5 (Aug. 28, 2017). The application is specific to acute or chronic WET tests in Table 1 of the application when using the TST statistical approach (U.S. EPA, 2010) for analyzing the data. The request is being sought for all dischargers or facilities in the State of California and their associated laboratories. The application is still pending with U.S. EPA.

In accordance with Water Code sections 13146 and 13247, the Regional Water Board must continue to comply with the portions of the Toxicity Provisions that remain in effect. The Regional Water Board must fully implement the water quality objectives and their implementation procedures in the Toxicity Provisions. The numeric water quality objectives for chronic and acute toxicity established by the Toxicity Provisions, which are based on the TST, were

approved by U.S. EPA and remain in effect. As such, the numeric water quality objectives continue to serve as the applicable federal water quality standards in California.

The Regional Water Board must also continue to comply with federal Clean Water Act NPDES regulations for determining reasonable potential and establishing applicable water quality-based effluent limitations (WQBELs). NPDES regulations (40 C.F.R. § 122.44(d)(1)(vii)(A)) require that all WQBELs be derived from and comply with all applicable water quality standards. Moreover, although the Toxicity Provisions left in place narrative water quality objectives for aquatic toxicity in the Basin Plan, the Toxicity Provisions did supersede Basin Plan provisions and portions of the *Policy for Implementation of Toxics Standards for Inland Surface Waters, Enclosed Bays, and Estuaries of California* (SIP) for implementing narrative water quality objectives. As such, there are currently no Basin Plan or SIP procedures in effect for implementing narrative water quality objectives to determine reasonable potential as required by 40 C.F.R. section 122.44(d)(1)(ii). As a result, the Regional Water Board must fully implement all of the Toxicity Provisions.

- 3.3.6. **Sediment Quality.** The State Water Board adopted the *Water Quality Control Plan for Enclosed Bays and Estuaries – Part 1, Sediment Quality* on September 16, 2008, and it became effective on August 25, 2009. The State Water Board adopted amendments to the plan on June 5, 2018, that became effective on March 11, 2019. This plan supersedes other narrative sediment quality objectives and establishes new sediment quality objectives and related implementation provisions for specifically defined sediments in most bays and estuaries.
- 3.3.7. **Thermal Plan.** The State Water Board adopted the *Water Quality Control Plan for Control of Temperature in the Coastal and Interstate Water and Enclosed Bays and Estuaries of California* (Thermal Plan) on May 18, 1972, and amended this plan on September 18, 1975. This plan contains temperature objectives for surface waters. Requirements of this Order implement the Thermal Plan.
- 3.3.8. **Antidegradation Policy.** Federal regulations at 40 C.F.R. section 131.12 require that state water quality standards include an antidegradation policy consistent with the federal policy. The State Water Board established California's antidegradation policy through State Water Board Resolution 68-16, *Statement of Policy with Respect to Maintaining High Quality of Waters in California*, which incorporates the federal antidegradation policy where the federal policy applies under federal law. Resolution 68-16 requires that existing water quality be maintained unless degradation is justified based on specific findings. The Basin Plan implements, and incorporates by reference, both the State and federal antidegradation policies. Permitted discharges must be

consistent with the antidegradation provisions of 40 C.F.R. section 131.12 and State Water Board Resolution 68-16.

- 3.3.9. **Anti-Backsliding Requirements.** CWA sections 402(o) and 303(d)(4) and 40 C.F.R. section 122.44(l) restrict backsliding in NPDES permits. These anti-backsliding provisions require that effluent limitations in a reissued permit be as stringent as those in the previous permit, with some exceptions in which limitations may be relaxed.
- 3.3.10. **Endangered Species Act Requirements.** This Order does not authorize any act that results in the taking of a threatened or endangered species or any act that is now prohibited, or becomes prohibited in the future, under either the California Endangered Species Act (Fish and Game Code §§ 2050 to 2097) or Federal Endangered Species Act (16 U.S.C. §§ 1531 to 1544). This Order requires compliance with effluent limitations, receiving water limitations, and other requirements to protect the beneficial uses of waters of the State, including protecting rare, threatened, or endangered species. The Discharger is responsible for meeting all applicable Endangered Species Act requirements.
- 3.3.11. **Sewage Sludge and Biosolids.** U.S. EPA administers 40 C.F.R. part 503, Standards for the Use or Disposal of Sewage Sludge, which regulates the final use or disposal of sewage sludge generated during the treatment of domestic sewage in a municipal wastewater treatment facility. This Order does not authorize any act that violates those requirements. The Discharger is responsible for meeting applicable requirements of 40 C.F.R. part 503.

#### 3.4. Impaired Water Bodies on CWA section 303(d) List.

On May 11, 2022, U.S. EPA approved a revised list of impaired waters pursuant to CWA section 303(d), which requires identification of specific water bodies where it is expected that water quality standards will not be met after implementation of technology-based effluent limitations on point sources. Where it has not done so already, the Regional Water Board plans to adopt Total Maximum Daily Loads (TMDLs) for pollutants on the 303(d) list. TMDLs establish wasteload allocations for point sources and load allocations for nonpoint sources and are established to achieve water quality standards.

The 303(d) List does not identify Boynton Slough as an impaired water body but does identify Suisun Slough, to which Boynton Slough is tributary, as impaired by diazinon. The 303(d) List also identifies Ledge Creek as impaired by diazinon. Basin Plan section 7.1.1 contains a water quality attainment strategy and TMDL to address diazinon. The strategy does not impose any particular requirements on municipal wastewater discharges.

The managed duck ponds are tributary to Suisun Marsh, which the 303(d) List identifies as impaired by mercury and nutrients. The 303(d) List also identifies Suisun Bay, to which Suisun Marsh is tributary, as impaired by PCBs. On



February 12, 2008, U.S. EPA approved a TMDL for mercury in San Francisco Bay. On May 22, 2019, U.S. EPA approved a TMDL for mercury in Suisun Marsh. On March 29, 2010, U.S. EPA approved a TMDL for PCBs in San Francisco Bay. NPDES Permit CA0038849 implements the mercury and PCBs TMDLs with respect to the discharges covered by this Order. NPDES Permit CA0038873 addresses nutrients with respect to these discharges.

The 303(d) List identifies North San Francisco Bay as impaired by selenium. Boynton Slough, the managed duck ponds, and Ledge wood Creek are tributary to North San Francisco Bay. On August 23, 2016, U.S. EPA approved a selenium TMDL for North San Francisco Bay (including Carquinez Strait and Mare Island Strait). The selenium TMDL applies to this discharge but does not require effluent limitations because municipal wastewater dischargers have an insignificant impact on selenium in North San Francisco Bay.

The 303(d) List also identifies Suisun Marsh as impaired by low dissolved oxygen and salinity. U.S. EPA approved a TMDL and site-specific objectives for dissolved oxygen in Suisun Marsh in 2019. This discharge does not contribute to low dissolved oxygen or salinity because it is high in dissolved oxygen, low in biochemical oxygen demand, and low in salinity. The Discharger's 2013 update to the *Technical Report on Water Quality, Fairfield-Suisun Sewer District Subregional Wastewater Treatment Plant* (September 1987) demonstrates that the discharge is significantly less saline (less than 1 ppt) than the receiving water and thus is a source of freshwater to Suisun Marsh. The studies also demonstrate that the discharge is more oxygenated than the receiving water. The environmental benefit of the Discharger's effluent on dissolved oxygen in Suisun Marsh is further documented in the staff report for the TMDL for dissolved oxygen in Suisun Marsh (San Francisco Bay Regional Water Quality Control Board, April 2018). For more information regarding salinity, see Fact Sheet section 4.3.2.8.

#### **4. RATIONALE FOR EFFLUENT LIMITATIONS AND DISCHARGE SPECIFICATIONS**

The CWA requires point source dischargers to control the amount of conventional, non-conventional, and toxic pollutants discharged into waters of the United States. The control of pollutants discharged is established through effluent limitations and other requirements in NPDES permits. There are two principal bases for effluent limitations: 40 C.F.R. section 122.44(a) requires that permits include applicable technology-based limitations and standards, and 40 C.F.R. section 122.44(d) requires that permits include water quality-based effluent limitations to attain and maintain applicable numeric and narrative water quality criteria to protect the beneficial uses of receiving waters.

##### **4.1. Discharge Prohibitions**

###### **4.1.1. Prohibitions in this Order**

- 4.1.1.1. **Discharge Prohibition 3.1 (No discharge other than as described):** This prohibition is based on 40 C.F.R. section 122.21(a) and Water Code section 13260, which require filing an application and Report of Waste Discharge before a discharge can occur. Discharges not described in the application and Report of Waste Discharge, and subsequently in this Order, are prohibited.
- 4.1.1.2. **Discharge Prohibition 3.2 (No bypass):** This prohibition is based on 40 C.F.R. section 122.41(m) (see Attachment D, section 1.7). Diverting flow around the advanced secondary filtration system when the liquid level in the filter inlet structure exceeds 8.6 feet is not considered a bypass because the plant is designed to route flows under this condition, and all flows continue to receive full secondary treatment.
- 4.1.1.3. **Discharge Prohibition 3.3 (No average dry weather flow in excess of design capacity):** This Order prohibits average dry weather influent flows greater than the plant's design average dry weather treatment capacity (i.e., its historical and tested treatment reliability) of 23.7 MGD. Exceeding this flow could result in lower treatment reliability and greater potential to violate water quality requirements.
- 4.1.1.4. **Discharge Prohibition 3.4 (No sanitary sewer overflows to waters of the United States):** This prohibition is based on Discharge Prohibition 15 of Basin Plan Table 4-1 and the CWA, which prohibits the discharge of wastewater to surface waters, except as authorized under an NPDES permit. Publicly-owned treatment works must achieve secondary treatment at a minimum and any more stringent limitations necessary to meet water quality standards. A sanitary sewer overflow that results in the discharge to waters of the United States of raw sewage or wastewater not meeting this Order's effluent limitations is therefore prohibited under the Basin Plan and CWA.
- 4.1.2. **Exceptions to Basin Plan Discharge Prohibitions.** Basin Plan Table 4-1, Discharge Prohibition 1, prohibits discharges not receiving a minimum of 10:1 initial dilution and discharges into shallow waters or dead-end sloughs. Basin Plan Table 4-1, Discharge Prohibition 3, prohibits discharges of any wastewater with particular characteristics of concern to Suisun Marsh during the dry season. Discharge Points 001 and 006 discharge to a confined slough, Discharge Points 002 and 003 discharge to ponds within Suisun Marsh, and Discharge Point 005 discharges to an inland creek, where minimum dilution ratios of 10:1 are not achieved. Discharge from Discharge Point 001 occurs year-round, including the dry season, and discharges from Discharge Points 002, 003, 005, and 006 may occur during the dry season. However, Basin Plan section 4.2 provides for exceptions to Basin Plan Discharge Prohibitions 1 and 3 under certain circumstances:

- An inordinate burden would be placed on the Discharger relative to the beneficial uses protected, and an equivalent level of environmental protection can be achieved by alternate means;
- A discharge is approved as part of a reclamation project;
- Net environmental benefits will be derived as a result of the discharge; or
- A discharge is approved as part of a groundwater cleanup project.

4.1.2.1. The Basin Plan further states:

Significant factors to be considered by the Regional Water Board in reviewing requests for exceptions will be the reliability of the discharger's system in preventing inadequately treated wastewater from being discharged to the receiving water and the environmental consequence of such discharges.

This Order continues to grant exceptions to Basin Plan Table 4-1, Prohibitions 1 and 3, for discharges to Boynton Slough, the duck ponds, and Ledge Creek for the following reasons:

- 4.1.2.1.1. An inordinate burden would be placed on the Discharger relative to the beneficial uses protected to require the discharge to achieve a 10:1 dilution. Discharge through a deep-water outfall would require the construction of a 6.5-mile effluent pipeline through the largest remaining contiguous marsh on the west coast of the United States. Such a burden would be disproportional to the beneficial uses protected. Furthermore, the Discharger conducted a study (Subregional Wastewater Treatment Plant Technical Report, September 1987) that demonstrated that the effluent provides an environmental benefit to Suisun Marsh, specifically providing freshwater to the marsh.
- 4.1.2.1.2. The Discharger achieves a level of environmental protection equivalent to adherence to the discharge prohibitions by providing advanced secondary treatment, resulting in biological oxygen demand and total suspended solids removal, low turbidity, and nitrification that significantly exceeds secondary treatment standards. The requirements of section 4 (Effluent Limitations) of the Order and MRP section 4 (Effluent Monitoring) ensure this level of environmental protection.

## 4.2. Technology-Based Effluent Limitations

### 4.2.1. Scope and Authority

CWA section 301(b) and 40 C.F.R. section 122.44 require that permits include conditions meeting technology-based requirements, at a minimum, and any

more stringent effluent limitations necessary to meet water quality standards. The discharges authorized by this Order must meet minimum federal technology-based requirements based on the secondary treatment standards at 40 C.F.R. section 133 as summarized below. Basin Plan Table 4-2 contains additional requirements for certain pollutants.

**Table F-5. Secondary Treatment Standards**

Parameter	Monthly Average	Weekly Average
Biochemical Oxygen Demand (BOD <sub>5</sub> ) <sup>[1,2]</sup>	30 mg/L	45 mg/L
Carbonaceous Biochemical Oxygen Demand (CBOD <sub>5</sub> ) <sup>[1,2]</sup>	25 mg/L	40 mg/L
Total Suspended Solids (TSS) <sup>[2]</sup>	30 mg/L	45 mg/L
pH	6.5 – 8.5 standard units	

Footnotes:

<sup>[1]</sup> BOD<sub>5</sub> effluent limitations may be substituted for CBOD<sub>5</sub> limitations.

<sup>[2]</sup> The monthly average percent removal, by concentration, is also not to be less than 85 percent.

#### 4.2.2. Technology-Based Effluent Limitations

4.2.2.1. **BOD<sub>5</sub> and TSS.** The BOD<sub>5</sub> and TSS effluent limitations are a monthly average of 10 mg/L and a weekly average of 15 mg/L. These limitations, including the 85 percent removal requirements, are unchanged from the previous order. The limitations in this Order are technologically feasible for the advanced wastewater treatment technologies used at the plant. Monitoring data show the Discharger has been able to consistently comply with these limitations. These limitations, some of which are more stringent than the secondary treatment standards, serve to justify exceptions to Basin Plan discharge prohibitions. See Fact Sheet section 4.1.2.1.2.

4.2.2.2. **pH.** The pH effluent limitations are based on the secondary treatment standards and Basin Plan Table 4-2.

4.2.2.3. **Turbidity.** The turbidity effluent limitation is an instantaneous maximum of 10 nephelometric turbidity units (NTU). It ensures the performance of the plant's advanced secondary treatment and is unchanged from the previous order. Monitoring data show that the Discharger has been able to consistently comply with this limitation. This limitation serves to justify exceptions to Basin Plan discharge prohibitions. See Fact Sheet section 4.1.2.1.2.

#### 4.3. Water Quality-Based Effluent Limitations

##### 4.3.1. Scope and Authority

CWA section 301(b) and 40 C.F.R. section 122.44(d) require permits to include limitations more stringent than federal technology-based requirements where necessary to achieve water quality standards. According to 40 C.F.R. section

122.44(d)(1)(i), permits must include effluent limitations for all pollutants that are or may be discharged at levels that have a reasonable potential to cause or contribute to an exceedance of a water quality standard, including numeric and narrative objectives within a standard. Where reasonable potential has been established for a pollutant, but there is no numeric criterion or objective, water quality-based effluent limitations (WQBELs) must be established using (1) U.S. EPA criteria guidance under CWA section 304(a), supplemented where necessary by other relevant information; (2) an indicator parameter for the pollutant of concern; or (3) a calculated numeric water quality criterion, such as a proposed state criterion or policy interpreting a narrative criterion, supplemented with relevant information. The process for determining reasonable potential and calculating WQBELs when necessary is intended to achieve applicable water quality objectives and criteria, and thereby protect designated beneficial uses of receiving waters.

#### 4.3.2. **Beneficial Uses and Water Quality Criteria and Objectives.**

Fact Sheet section 3.3.1 identifies the beneficial uses of each of the receiving waters. Water quality criteria and objectives to protect these beneficial uses are described below.

##### 4.3.2.1. **Basin Plan Objectives.** The Basin Plan specifies numerous water quality objectives, including numeric objectives for 10 priority pollutants and un-ionized ammonia, and a narrative objective for bioaccumulation.

##### 4.3.2.1.1. **Un-ionized Ammonia.** Basin Plan section 3.3.20 contains a water quality objective for un-ionized ammonia of 0.025 mg/L (as nitrogen) as an annual median and 0.16 mg/L (as nitrogen) as a maximum for Central San Francisco Bay and upstream waters. Effluent and receiving water data are available for total ammonia, but not un-ionized ammonia, because (1) sampling and laboratory methods are unavailable to analyze for un-ionized ammonia, and (2) the fraction of total ammonia that exists in the toxic un-ionized form depends on pH, salinity, and temperature of the receiving water.

The un-ionized fraction of the total ammonia was calculated using the following equations (*Ambient Water Quality Criteria for Ammonia (Saltwater)*—1989, EPA Publication 440/5-88-004, 1989):

$$\text{Fraction of un-ionized ammonia} = (1 + 10^{[pK - pH]})^{-1}$$

Where, for salinity less than 1 part per thousand (ppt):

$$\begin{aligned} pK &= 0.09018 + 2729.92/T \\ T &= \text{temperature in Kelvin} \end{aligned}$$

Where, for salinity greater than 10 ppt:

$$pK = 9.245 + 0.116*(I) + 0.0324*(298-T) + 0.0415*(P)/T$$

I = molal ionic strength of saltwater =  $19.9273*(S)/(1000-1.005109*S)$   
S = salinity (parts per thousand)  
T = temperature in Kelvin  
P = pressure (one atmosphere)

For the effluent, paired salinity and ammonia data are unavailable, but the equation for waters with salinity less than 1 ppt was used. For receiving waters, the appropriate equation was used depending on whether the salinity was less than 1 ppt or greater than 10 ppt. For waters of intermediate salinity, the equation resulting in a higher un-ionized ammonia fraction was used.

- 4.3.2.1.2. **Bioaccumulation and Dioxin-TEQ.** The narrative bioaccumulation objective (Basin Plan § 3.3.2) states, “Many pollutants can accumulate on particulates, in sediments, or bioaccumulate in fish and other aquatic organisms. Controllable water quality factors shall not cause a detrimental increase in concentrations of toxic substances found in bottom sediments or aquatic life. Effects on aquatic organisms, wildlife, and human health will be considered.” Because it is the consensus of the scientific community that dioxins and furans associate with particulates, accumulate in sediments, and bioaccumulate in the fatty tissue of fish and other organisms, the Basin Plan’s narrative bioaccumulation water quality objective applies to these pollutants. Elevated levels of dioxins and furans in San Francisco Bay fish tissue demonstrate that the narrative bioaccumulation water quality objective is not being met. U.S. EPA has therefore placed Suisun Bay on its 303(d) list of receiving waters where water quality objectives are not being met after imposition of applicable technology-based requirements.

When the CTR was promulgated, U.S. EPA stated its support for the regulation of dioxin and dioxin-like compounds through the use of toxicity equivalencies (TEQs). U.S. EPA stated, “For California waters, if the discharge of dioxin or dioxin-like compounds has reasonable potential to cause or contribute to a violation of a narrative criterion, numeric water quality-based effluent limitations for dioxin or dioxin-like compounds should be included in NPDES permits and should be expressed using a TEQ scheme” (Fed. Reg. Vol. 65, No. 97, pages 31695-31696, May 18, 2000). This Order uses a TEQ scheme based on a set of toxicity equivalency factors (TEFs) the World Health Organization developed in 2005, and a set of bioaccumulation equivalency factors (BEFs) U.S. EPA developed for the Great Lakes region (40 C.F.R. § 132, Appendix F) to convert the concentration of any congener of dioxin or furan into an equivalent concentration of 2,3,7,8-tetrachlorinated dibenzo-p-dioxin (2,3,7,8-TCDD). Although the 2005 World Health Organization scheme includes TEFs for dioxin-like PCBs, they are not included in this Order’s

TEQ scheme. The CTR has established a specific water quality criterion for PCBs, and dioxin-like PCBs are included in the analysis of total PCBs.

The CTR establishes a numeric water quality objective for 2,3,7,8-TCDD of  $1.4 \times 10^{-8}$  µg/L for the protection of human health when aquatic organisms are consumed. This CTR criterion is used as a criterion for dioxin TEQ because dioxin-TEQ represents a toxicity-weighted concentration equivalent to 2,3,7,8-TCDD, thus translating the narrative bioaccumulation objective into a numeric criterion.

- 4.3.2.2. **CTR Criteria.** The CTR specifies numeric aquatic life and human health criteria for numerous priority pollutants. These criteria apply to inland surface waters and enclosed bays and estuaries. Some human health criteria are for consumption of “water and organisms” and others are for consumption of “organisms only.” The criteria applicable to “organisms only” apply to Lower Suisun Bay because it is not a source of drinking water.
- 4.3.2.3. **NTR Criteria.** The NTR establishes numeric aquatic life and human health criteria for a number of toxic pollutants for San Francisco Bay waters upstream to and including Suisun Bay and the Sacramento-San Joaquin Delta. The NTR criteria apply to Suisun Bay.
- 4.3.2.4. **Thermal Plan Objectives.** Basin Plan section 3.3.17 requires that discharges meet temperature objectives in the Thermal Plan. Thermal Plan section 5.A establishes temperature objectives for existing discharges to estuaries. The discharges covered under this Order are elevated-temperature waste discharges but not thermal waste discharges. The applicable Thermal Plan objectives are therefore the following:
- 4.3.2.4.1. The maximum effluent temperature is not to exceed the natural receiving water temperature by more than 20 degrees Fahrenheit (°F).
- 4.3.2.4.2. Elevated temperature waste discharges, either individually or combined with other discharges, are not to create a zone, defined by water temperatures of more than 1°F above natural receiving water temperature, which exceeds 25 percent of the cross-sectional area of a main river channel at any point.
- 4.3.2.4.3. No discharge is to cause a surface water temperature rise greater than 4°F above the natural temperature of the receiving waters at any time or place.
- 4.3.2.5. **Bacteria Objectives.** The *Water Quality Control Plan for Inland Surface Waters, Enclosed Bays, and Estuaries of California – Part 3, Bacteria Provisions and a Water Quality Standards Variance Policy* establishes *Enterococcus* bacteria water quality objectives to limit cases of

gastrointestinal illness from water contact recreation. The *Enterococcus* bacteria objectives apply to marine and estuarine waters.

- 4.3.2.6. **Toxicity Provisions.** The Toxicity Provisions establish numeric chronic and acute toxicity objectives that apply to all inland surface waters, enclosed bays, and estuaries in the State with aquatic life beneficial uses. The chronic toxicity water quality objective is as follows:

H<sub>o</sub>:

mean response (ambient water)  $\leq 0.75 \times$  mean response (control water)

H<sub>a</sub>:

mean response (ambient water)  $> 0.75 \times$  mean response (control water)

Where:

H<sub>o</sub> = null hypothesis

H<sub>a</sub> = alternative hypothesis,

0.75 = regulatory management decision criterion (i.e., 75 percent)

H<sub>o</sub> means the ambient water is toxic when the test organism response in a bioassay is less than or equal to 75 percent of the control response; H<sub>a</sub> means the ambient water is not toxic when the test organism response is greater than 75 percent of the control response. For example, if an average of 75 percent of bioassay test organisms or fewer survive when exposed to ambient water relative to the average number that survive when exposed to control water, the ambient water is toxic (i.e., the test result is “fail”). Conversely, if an average of more than 75 percent of bioassay test organisms survive relative to those exposed to control water, the ambient water is not toxic (i.e., the test result is “pass”).

- 4.3.2.7. **Sediment Quality Objectives.** The *Water Quality Control Plan for Enclosed Bays and Estuaries – Part 1, Sediment Quality* contains the following narrative water quality objectives:

- 4.3.2.7.1. “Pollutants in sediments shall not be present in quantities that, alone or in combination, are toxic to benthic communities in bays and estuaries of California.” This objective is to be implemented by integrating three lines of evidence: sediment toxicity, benthic community condition, and sediment chemistry. The policy requires that if the Regional Water Board determines that a discharge has reasonable potential to cause or contribute to an exceedance of this objective, it is to impose the objective as a receiving water limitation.
- 4.3.2.7.2. “Pollutants shall not be present in sediments at levels that will bioaccumulate in aquatic life to levels that are harmful to human health in bays and estuaries of California.” This objective is to be implemented by a



three-tiered procedure based on pollutant concentrations in sediment and fish tissue.

- 4.3.2.7.3. “Pollutants shall not be present in sediment at levels that alone or in combination are toxic to wildlife and resident finfish by direct exposure or bioaccumulate in aquatic life at levels that are harmful to wildlife or resident finfish by indirect exposure in bays and estuaries of California.” This objective is to be implemented on a case-by-case basis, based upon an ecological risk assessment.

- 4.3.2.8. **Receiving Water Salinity.** Basin Plan section 4.6.2 (like the CTR and NTR) states that the salinity characteristics (i.e., freshwater vs. saltwater) of the receiving water are to be considered in determining the applicable water quality objectives. Freshwater criteria apply to discharges to waters with salinities equal to or less than one part per thousand (ppt) at least 95 percent of the time. Saltwater criteria apply to discharges to waters with salinities equal to or greater than 10 ppt at least 95 percent of the time in a normal water year. For discharges to water with salinities in between these two categories, or tidally-influenced freshwaters that support estuarine beneficial uses, the water quality objectives are the lower of the salt or freshwater criteria (the latter calculated based on ambient hardness) for each substance.

The receiving waters for the Facility’s discharges flow into Suisun Marsh. Salinity data collected at Monitoring Locations RSW-001 through 004 and RSW-006 through RSW-010 (as defined in the MRP) from 2020 through 2024 indicate an estuarine environment, with 65 percent of the data falling between 1 and 10 ppt. The Discharger’s plant community studies in the Boynton Slough and LedgeWood Creek areas also indicate that the receiving waters are tidally-influenced. Furthermore, all receiving waters (Boynton Slough, LedgeWood Creek, and the duck ponds) are located within the Suisun Marsh, which the Basin Plan specifically identifies as supporting the estuarine habitat beneficial use. Therefore, the reasonable potential analysis and effluent limitations in this Order are based on the more stringent of the freshwater and saltwater criteria.

- 4.3.2.9. **Receiving Water Hardness.** Ambient hardness data were used to derive freshwater water quality objectives that are hardness dependent. The Discharger collected data during the previous order term at Monitoring Locations RSW-001 through RSW-004 and RSW-006 through RSW-010. Based on CTR recommendations, the data were censored to cap hardness values greater than 400 mg/L at 400 mg/L and exclude samples taken when salinity was greater than 1 ppt. The adjusted geometric mean of the resulting data, 293 mg/L as calcium carbonate ( $\text{CaCO}_3$ ), was used to determine the water quality objectives.

- 4.3.2.10. **Metals Translators.** Regulations at 40 C.F.R. section 122.45(c) require effluent limitations for metals to be expressed as total recoverable metal. Since the water quality objectives for metals are typically expressed as dissolved metal, translators must be used to convert metals concentrations from dissolved to total recoverable and vice versa. The CTR contains default translators; however, site-specific conditions, such as water temperature, pH, total suspended solids, and organic carbon may affect the form of metal (dissolved, non-filterable, or otherwise) present and therefore available to cause toxicity. In general, dissolved metals are more available and more toxic to aquatic life than other forms. Site-specific translators can account for site-specific conditions, thereby preventing overly stringent or under-protective water quality objectives.

The requirements of this Order are based on site-specific translators for hexavalent chromium, copper, nickel, and zinc calculated from data for dissolved and total metals the Discharger collected in 2000 and 2001 during five sampling events. The following table shows the translators used for this Order. CTR default translators were used for all other metals.

**Table F-6 Site-Specific Translators**

Parameter	Chronic Translator	Acute Translator
Copper	0.46	0.64
Chromium (VI)	0.23	0.46
Nickel	0.51	0.91
Zinc	0.68	1.0

#### 4.3.3. Reasonable Potential Analysis

- 4.3.3.1. **Available Information.** The reasonable potential analysis for this Order is based on effluent data the Discharger collected from May 2020 through June 2024 and ambient background data summarized in the RMP's *San Francisco Bay California Toxics Rule Priority Pollutant Ambient Water Monitoring Report* (2017), which includes data collected through the RMP at the Sacramento River RMP station (BG20) from 1993 through 2013, supplemented by additional Bay Area Clean Water Agencies data from *San Francisco Bay Ambient Water Monitoring Interim Report* (2003) and *Ambient Water Monitoring: Final CTR Sampling Update* (2004).

SIP section 1.4.3 requires that background water quality data be representative of the ambient receiving water that will mix with the discharge. For priority pollutants, the Sacramento River RMP station (BG20), relative to other RMP stations, best fits SIP guidance for establishing background conditions at Discharge Point 001. For ammonia, Monitoring Location RSW-001 through RSW-004 and RSW-006 through RSW-010 were used.

This Order does not contain WQBELs for constituents that do not demonstrate reasonable potential; however, the MRP still requires monitoring for those pollutants. If effluent concentrations are found to have increased significantly, Provision 5.3.2 of the Order requires the Discharger to investigate the sources of the increases and implement remedial measures if the increases pose a threat to receiving water quality.

4.3.3.2. **Priority Pollutants and Dioxin-TEQ.** SIP section 1.3 sets forth the methodology used to assess whether a priority pollutant has reasonable potential to exceed a water quality objective. SIP section 1.3 applies to priority pollutants and is used here for dioxin-TEQ as guidance. The analysis begins with identifying the maximum effluent concentration (MEC) observed for each pollutant based on available effluent concentration data and the ambient background concentrations (B). SIP section 1.4.3 states that ambient background concentrations are either the maximum ambient concentration observed or, for water quality objectives intended to protect human health, the arithmetic mean of observed concentrations. There are three triggers in determining reasonable potential:

- **Trigger 1** is activated if the maximum effluent concentration is greater than or equal to the lowest applicable water quality objective ( $MEC \geq$  water quality objective).
- **Trigger 2** is activated if the ambient background concentration observed in the receiving water is greater than the lowest applicable water quality objective ( $B >$  water quality objective) and the pollutant is detected in any effluent sample.
- **Trigger 3** is activated if a review of other information indicates that a WQBEL is needed to protect beneficial uses.

The maximum effluent concentrations, most stringent applicable water quality criteria and objectives, and ambient background concentrations used in the analysis are presented below, along with the reasonable potential analysis results (yes, no, or unknown) for each pollutant. Based on this analysis, copper and cyanide exhibit reasonable potential by Trigger 1. Additionally, Basin Plan sections 7.2.1.2 and 4.7.2.2 require copper and cyanide WQBELs for all individual NPDES permits for municipal wastewater treatment facilities. Dioxin-TEQ has reasonable potential because the receiving water is impaired for dioxin-TEQ and the discharge contains dioxin-TEQ.

**Table F-7. Reasonable Potential Analysis**

CTR No.	Priority Pollutants	C or Governing criterion or objective (µg/L)	MEC or minimum MDL (µg/L) <sup>[1][2]</sup>	B or MDL (µg/L) <sup>[1][2]</sup>	RPA Results <sup>[3]</sup>
1	Antimony	4,300	0.50	0.34	No
2	Arsenic	36	1.2	3.7	No
3	Beryllium	No Criteria	<0.09	0.045	No
4	Cadmium	5.7	<0.05	0.32	No
5a	Chromium (III) <sup>[4]</sup>	500	0.71	80	No
5b	Chromium (VI) <sup>[4]</sup>	11	Unavailable	Unavailable	No
<b>6</b>	<b>Copper</b>	<b>13</b>	<b>5.1</b>	<b>9.9</b>	<b>Yes <sup>[5]</sup></b>
7	Lead	8.5	0.18	2.3	No
8	Mercury	-	-	-	<sup>[6]</sup>
9	Nickel	16	3.3	0.053	No
10	Selenium	-	-	-	<sup>[6]</sup>
11	Silver	2.2	0.09	Unavailable	No
12	Thallium	6.3	<0.047	0.039	No
13	Zinc	90	55	18	No
<b>14</b>	<b>Cyanide</b>	<b>2.9</b>	<b>5.0</b>	<b>0.9</b>	<b>Yes <sup>[5]</sup></b>
15	Asbestos	No Criteria	Unavailable <sup>[7]</sup>	-	U
16	2,3,7,8-TCDD	$1.4 \times 10^{-8}$	$<8.1 \times 10^{-7}$	$6.0 \times 10^{-3}$	No
	<b>Dioxin-TEQ</b>	<b><math>1.4 \times 10^{-8}</math></b>	<b><math>&lt;2.9 \times 10^{-6}</math></b>	<b><math>6.0 \times 10^{-3}</math></b>	<b>Yes <sup>[8]</sup></b>
17	Acrolein	780	<0.81	<0.50	No
18	Acrylonitrile	0.66	<0.75	0.020	U
19	Benzene	71	<0.18	<0.050	No
20	Bromoform	360	<0.15	<0.15	No
21	Carbon Tetrachloride	4.4	<0.16	0.060	No
22	Chlorobenzene	21,000	<0.18	<0.18	No
23	Chlorodibromomethane	34	<0.17	<0.050	No
24	Chloroethane	No Criteria	<0.15	<0.38	U
25	2-Chloroethylvinyl ether	No Criteria	<0.28	<0.28	U
26	Chloroform	No Criteria	0.33	<0.19	U
27	Dichlorobromomethane	46	<0.16	<0.050	No
28	1,1-Dichloroethane	No Criteria	<0.19	<0.050	U
29	1,2-Dichloroethane	99	<0.18	0.40	No
30	1,1-Dichloroethylene	3.2	<0.21	<0.21	No
31	1,2-Dichloropropane	39	<0.18	<0.050	No
32	1,3-Dichloropropylene	1,700	<0.16	<0.16	No
33	Ethylbenzene	29,000	<0.1	<0.26	No
34	Methyl Bromide	4,000	<0.3	<0.30	No
35	Methyl Chloride	No Criteria	<0.3	<0.30	U
36	Methylene Chloride	1,600	<0.4	0.4	No
37	1,1,2,2-Tetrachloroethane	11	<0.15	<0.050	No

CTR No.	Priority Pollutants	C or Governing criterion or objective (µg/L)	MEC or minimum MDL (µg/L) <sup>[1][2]</sup>	B or MDL (µg/L) <sup>[1][2]</sup>	RPA Results <sup>[3]</sup>
38	Tetrachloroethylene	8.85	<0.19	<0.050	No
39	Toluene	200,000	<0.19	<0.19	No
40	1,2-Trans-Dichloroethylene	140,000	<0.22	<0.50	No
41	1,1,1-Trichloroethane	No Criteria	<0.19	<0.19	U
42	1,1,2-Trichloroethane	42	<0.16	<0.50	No
43	Trichloroethylene	81	<0.20	<0.20	No
44	Vinyl Chloride	525	<0.25	<0.25	No
45	2-Chlorophenol	400	<0.90	<0.70	No
46	2,4-Dichlorophenol	790	<0.90	<1.30	No
47	2,4-Dimethylphenol	2,300	<0.40	<0.80	No
48	2-Methyl- 4,6-Dinitrophenol	765	<0.90	<0.60	No
49	2,4-Dinitrophenol	14,000	<0.70	<0.70	No
50	2-Nitrophenol	No Criteria	<1.0	<0.80	U
51	4-Nitrophenol	No Criteria	<0.5	<0.50	U
52	3-Methyl 4-Chlorophenol	No Criteria	<0.50	<0.80	U
53	Pentachlorophenol	7.9	<0.40	<0.50	No
54	Phenol	4,600,000	<0.30	<0.50	No
55	2,4,6-Trichlorophenol	6.5	<0.47	<0.97	No
56	Acenaphthene	2,700	<0.020	0.0020	No
57	Acenaphthylene	No Criteria	<0.020	0.0003	U
58	Anthracene	110,000	<0.030	0.0002	No
59	Benzidine	0.00054	<4.0	<0.0003	No
60	Benzo(a)Anthracene	0.049	<0.020	0.0011	No
61	Benzo(a)Pyrene	0.049	<0.020	0.001	No
62	Benzo(b)Fluoranthene	0.049	<0.020	0.002	No
63	Benzo(ghi)Perylene	No Criteria	<0.50	0.003	U
64	Benzo(k)Fluoranthene	0.049	<0.020	0.001	No
65	Bis(2-Chloroethoxy)Methane	No Criteria	<0.50	<0.30	U
66	Bis(2-Chloroethyl)Ether	1.4	<0.90	<0.30	No
67	Bis(2-Chloroisopropyl)Ether	170,000	<0.90	<0.60	No
68	Bis(2-Ethylhexyl)Phthalate	5.9	<0.50	0.68	No
69	4-Bromophenyl Phenyl Ether	No Criteria	<0.50	<0.23	U
70	Butylbenzyl Phthalate	5,200	<0.5	<0.50	No
71	2-Chloronaphthalene	4,300	<1.0	<0.30	No
72	4-Chlorophenyl Phenyl Ether	No Criteria	<0.50	<0.30	U
73	Chrysene	0.049	<0.020	0.0011	No
74	Dibenzo(a,h)Anthracene	0.049	<0.020	0.001	No
75	1,2-Dichlorobenzene	17,000	<0.27	<0.27	No

CTR No.	Priority Pollutants	C or Governing criterion or objective (µg/L)	MEC or minimum MDL (µg/L) <sup>[1][2]</sup>	B or MDL (µg/L) <sup>[1][2]</sup>	RPA Results <sup>[3]</sup>
76	1,3-Dichlorobenzene	2,600	<0.18	<0.18	No
77	1,4-Dichlorobenzene	2,600	<0.18	<0.18	No
78	3,3-Dichlorobenzidine	0.077	<5.0	<0.0002	No
79	Diethyl Phthalate	120,000	<0.50	<0.2	No
80	Dimethyl Phthalate	2,900,000	<0.50	<0.2	No
81	Di-n-Butyl Phthalate	12000	<0.40	0.017	No
82	2,4-Dinitrotoluene	9.1	<0.90	<0.27	No
83	2,6-Dinitrotoluene	No Criteria	<0.40	<0.29	U
84	Di-n-Octyl Phthalate	No Criteria	<0.40	<0.38	U
85	1,2-Diphenylhydrazine	0.54	<0.50	0.0037	No
86	Fluoranthene	370	<0.020	0.0087	No
87	Fluorene	14,000	<0.010	0.0034	No
88	Hexachlorobenzene	0.00077	<0.040	0.0001	No
89	Hexachlorobutadiene	50	<0.40	<0.30	No
90	Hexachlorocyclopentadiene	17,000	<0.90	<0.30	No
91	Hexachloroethane	8.9	<0.90	<0.20	No
92	Indeno(1,2,3-cd)Pyrene	0.049	<0.020	0.0013	No
93	Isophorone	600	<0.50	<0.30	No
94	Naphthalene	No Criteria	<0.020	0.0081	U
95	Nitrobenzene	1,900	<0.50	<0.25	No
96	N-Nitrosodimethylamine	8.1	<0.70	<0.30	No
97	N-Nitrosodi-n-Propylamine	1.4	<0.50	<0.00020	No
98	N-Nitrosodiphenylamine	16	<0.70	<0.0010	No
99	Phenanthrene	No Criteria	<0.020	0.0034	U
100	Pyrene	11,000	<0.020	0.005	No
101	1,2,4-Trichlorobenzene	No Criteria	<0.90	<0.30	U
102	Aldrin	0.00014	<0.003	0.00001	No
103	Alpha-BHC	0.013	<0.0040	0.00035	No
104	Beta-BHC	0.046	<0.0040	0.00012	No
105	Gamma-BHC	0.063	<0.0030	0.0010	No
106	Delta-BHC	No Criteria	<0.0040	0.000038	U
107	Chlordane	0.00059	<0.007	0.0003	No
108	4,4'-DDT	0.00059	<0.0040	0.00035	No
109	4,4'-DDE (linked to DDT)	0.00059	<0.0040	0.00092	No
110	4,4'-DDD	0.00084	<0.0030	0.00035	No
111	Dieldrin	0.00014	<0.0040	0.00038	No
112	Alpha-Endosulfan	0.0087	<0.0040	<0.004	No
113	Beta-Endosulfan	0.0087	<0.0040	0.000042	No
114	Endosulfan Sulfate	240	<0.0030	0.00028	No
115	Endrin	0.0023	<0.0030	0.000019	U

CTR No.	Priority Pollutants	C or Governing criterion or objective (µg/L)	MEC or minimum MDL (µg/L) <sup>[1][2]</sup>	B or MDL (µg/L) <sup>[1][2]</sup>	RPA Results <sup>[3]</sup>
116	Endrin Aldehyde	0.81	<0.0040	<0.0050	No
117	Heptachlor	0.00021	<0.0040	0.000011	No
118	Heptachlor Epoxide	0.00011	<0.0040	0.000097	No
119-125	PCBs sum	-	-	-	<sup>[6]</sup>
126	Toxaphene	0.00020	<0.20	Unavailable	No

**Footnotes:**

- <sup>[1]</sup> The MEC and ambient background concentration are the actual detected concentrations unless preceded by a “<” sign, in which case the value shown is the minimum method detection limit (MDL).
- <sup>[2]</sup> The MEC or ambient background concentration is “Unavailable” when there are no monitoring data for the constituent.
- <sup>[3]</sup> RPA Results = Yes, if MEC ≥ WQC, B > WQC and MEC is detected, or Trigger 3  
= No, if MEC and B are < WQC or all effluent data are undetected  
= Unknown (U) if no criteria have been promulgated, data are insufficient, or all effluent data are undetected effluent MDL > WQC.
- <sup>[4]</sup> The MEC and maximum ambient background concentrations are the total chromium concentration. The chromium (III) and chromium (VI) concentrations are unknown but less than these values.
- <sup>[5]</sup> Reasonable potential is based in whole or part on Basin Plan sections 7.2.1.2 and 4.7.2.2.
- <sup>[6]</sup> SIP section 1.3 excludes from its reasonable potential analysis procedure priority pollutants for which a TMDL has been developed. TMDLs have been developed for mercury and PCBs in San Francisco Bay. Mercury and PCBs from wastewater discharges are regulated by NPDES Permit CA0038849, which implements the San Francisco Bay Mercury and PCBs TMDLs. A TMDL has also been developed for selenium in North San Francisco Bay, which includes Suisun Marsh. Basin Plan section 7.2.4.5 finds that municipal wastewater dischargers have no reasonable potential to cause or contribute to the selenium impairment in San Francisco Bay segments and, therefore, are not required to have numeric effluent limitations.
- <sup>[7]</sup> Asbestos sampling is only required for discharges to waters with the municipal or domestic supply (MUN) beneficial use. Lower San Francisco Bay does not have the MUN beneficial use.
- <sup>[8]</sup> Reasonable potential is based on Trigger 3 because San Francisco Bay is 303(d)-listed for dioxin-TEQ, fish tissue shows elevated levels of dioxin-TEQ, and the discharge could be a source of dioxin-TEQ.

### 4.3.3.3. Ammonia

**4.3.3.3.1. Methodology.** Ammonia is a toxic pollutant but not a priority pollutant as defined by the CTR; therefore, the procedure outlined in the *Technical Support document for Water Quality-Based Toxics Control* (Technical Support Document) (EPA/505/2-90-001, March 1991) was used to determine if ammonia in the discharge has reasonable potential to cause a water quality objective to be exceeded in the receiving water. According to the Technical Support Document, the reasonable potential analyses can be performed based on the receiving water concentrations projected using effluent data or measured receiving water concentrations. Both values may be compared directly to the Basin Plan un-ionized ammonia objectives (see Fact Sheet section 4.3.2.1.1).

The following steps summarize the process for determining reasonable potential for a pollutant using the effluent data set:

- **Step 1.** Determine the total number of samples (n) and the maximum effluent concentration (MEC) in the dataset.

- **Step 2.** Determine the coefficient of variation (CV). For a data set where  $n < 10$ , the CV is estimated to equal 0.6. For a dataset where  $n \geq 10$ , the CV is calculated as the standard deviation divided by the mean.
- **Step 3.** Determine a ratio (R) for projecting the upper bound concentration based on a selected confidence interval (e.g., 95<sup>th</sup> or 99<sup>th</sup> percentile) and assuming a lognormal distribution as follows:

Calculate the percentile ( $P_n$ ) represented by the MEC in the data set of  $n$  samples based on the selected confidence level.

$$P_n = (1 - \text{confidence interval})^{1/n}$$

Calculate the concentration-multiplying factors ( $C_P$ ) for the MEC percentile ( $P_n$ ) and the chosen upper bound percentile ( $P_{\text{upper bound}}$ ), typically the 99<sup>th</sup> percentile, using the following equation:

$$C_P = \exp(Z_P \sigma - 0.5 \sigma^2)$$

Where:  $\sigma^2 = \ln(\text{CV}^2 + 1)$

$P$  is the percentile (either  $P_n$  or the selected  $P_{\text{upper bound}}$ )

$Z_p$  is the standard normal distribution value for the percentile  $P$  (available from statistical references)

Finally, calculate R as:

$$R = C_{\text{upper bound}} / C_{P_n}$$

- **Step 4.** Calculate the projected maximum receiving water concentration (RWC) as follows:

$$\text{RWC} = (\text{MEC} \times R) / \text{dilution ratio}$$

The dilution ratio can be defined as:

$$\text{Dilution ratio} = (D + [1 \text{ part effluent}]) / (1 \text{ part effluent})$$

Where  $D$  is the parts receiving water available to dilute 1 part effluent

Therefore:

$$\text{RWC} = (\text{MEC} \times R) / (D + 1)$$

- **Step 5.** Compare the RWC to the most stringent water quality objective for the pollutant. There is reasonable potential if the RWC is greater than or equal to the lowest applicable water quality objective.



#### 4.3.3.3.2. Analysis

4.3.3.3.2.1. **Ammonia Dilution.** For the purpose of this analysis, no dilution was assumed for ammonia (i.e.,  $D=0$ ) and the receiving water concentration was assumed to be the same as the projected upper bound concentration, i.e.,  $RWC = MEC \times R$  (see Step 4 above).

4.3.3.3.2.2. **Two Approaches.** According to the Technical Support Document, the reasonable potential analysis can be performed based on the RWC projected using effluent data (the steps summarized above) or actual measured RWCs. Both values may be compared directly with Basin Plan un-ionized objectives.

4.3.3.3.2.2.1. **Analysis Based on Effluent Data.** Effluent total ammonia as nitrogen, pH, and temperature data collected from May 2020 through June 2024 were used to evaluate reasonable potential for ammonia. Based on this data set of  $n = 101$  with a calculated un-ionized ammonia MEC of 0.018 mg/L,  $P_n$  at a 99 percent confidence interval is 0.96, indicating the MEC represents the 96th percentile of the ammonia effluent data. With the upper bound set at the 99th percentile,  $R$  is 1.9 ( $C_{P_n}$  was 3.6 and  $C_{upper\ bound}$  was 6.3), the projected RWC is 0.034 mg/L which is less than the Basin Plan's acute un-ionized ammonia water quality objective of 0.16 mg/L. Therefore, there is no reasonable potential for ammonia based on the effluent data.

Annual medians of the effluent data were compared with the chronic objective, which is an annual median. The highest running annual median of the effluent data was calculated and compared with the annual median objective. No projection is needed to establish the central tendency of the data. The maximum annual median, 0.0017 mg/L, is less than the annual median objective of 0.025 mg/L. Therefore, the effluent data do not indicate reasonable potential.

4.3.3.3.2.2.2. **Analysis Based on Receiving Water Data.** Total ammonia, pH, salinity, and temperature data from Receiving Water Monitoring Locations RSW-001 through RSW-004 and RSW-006 through RSW-010 collected from May 2020 through June 2024 were used to evaluate reasonable potential for ammonia. The maximum calculated un-ionized ammonia concentration of 0.010 mg/L is less than the acute water quality objective of 0.16 mg/L; the maximum annual median concentration of 0.0031 mg/L is less than the chronic water quality objective of 0.025 mg/L. Therefore, there is no reasonable potential for ammonia based on the receiving water data.

4.3.3.3.3. **Conclusion.** While effluent and receiving water data for ammonia support finding no reasonable potential, there would be reasonable potential if the

Discharger were to discontinue nitrifying its effluent. During the previous order term, the Discharger successfully operated the plant to treat ammonia below the Basin Plan objectives. However, without regulatory assurance that nitrification will continue, the un-ionized ammonia in the effluent could increase. Therefore, the total ammonia effluent limitations from the previous order are retained to ensure that the Discharger maintains nitrification performance and to avoid backsliding.

- 4.3.3.4. **Enterococcus Bacteria.** The *Water Quality Control Plan for Inland Surface Waters, Enclosed Bays, and Estuaries of California – Part 3, Bacteria Provisions and a Water Quality Standards Variance Policy* requires *Enterococcus* bacteria effluent limitations for discharges to marine and estuarine receiving waters that support the water contact recreation (REC1) beneficial use.
- 4.3.3.5. **Chronic Toxicity.** Toxicity Provisions section III.C.5 requires a chronic toxicity effluent limit for publicly owned treatment works permitted to discharge 5.0 MGD or greater and required to have a pretreatment program under 40 C.F.R. section 403.8(a) as of January 1, 2020. The Discharger is a publicly-owned treatment works permitted to discharge 5.0 MGD or more and is required to have pretreatment programs by the terms of 40 C.F.R. section 403.8(a); therefore, a chronic toxicity effluent limit is required.
- 4.3.3.6. **Sediment Quality.** Pollutants in some receiving water sediments may be present in quantities that alone or in combination are toxic to benthic communities. The Sediment Quality Plan states that effluent limitations to protect sediment quality are to be developed when: (1) a direct relationship between the discharge and degraded sediment has been established; (2) the pollutants causing degradation have been identified; and (3) the reductions in pollutant loading needed to restore sediment quality have been estimated.
- However, to date there is no evidence directly linking compromised sediment conditions to the discharges subject to this Order; therefore, the Regional Water Board does not find reasonable potential for these discharges to cause or contribute to exceedances of the sediment quality objectives. Nevertheless, the Discharger continues to participate in the Regional Monitoring Program, which routinely monitors San Francisco Bay sediment and seeks to identify stressors responsible for degraded sediment quality.
- 4.3.3.7. **Narrative Water Quality Objectives.** Basin Plan chapter 3 includes narrative water quality objectives for all surface waters within the region, except the Pacific Ocean. Where reasonable potential is found, the Basin Plan requires these objectives to be translated into effluent limitations.
- 4.3.3.7.1. Basin Plan section 3.3.2 requires that controllable water quality factors not cause a detrimental increase in the concentration of bioaccumulative, toxic substances in bottom sediments or aquatic life. The Regional Water Board

is implementing this narrative objective by using an indicator parameter, dioxin-TEQ, for these bioaccumulative pollutants of concern. This Order finds reasonable potential for dioxin-TEQ. As explained in Fact Sheet section 4.3.2.1.2, elevated levels of dioxins and furans in San Francisco Bay fish tissue demonstrate that the narrative bioaccumulation water quality objective is not being met. Therefore, this Order contains effluent limitations and monitoring requirements for dioxin-TEQ as well as chronic toxicity.

- 4.3.3.7.2. Basin Plan section 3.3.3 requires that the receiving water not contain biostimulatory substances in concentrations that promote aquatic growths to the extent that such growths cause nuisance or adversely affect beneficial uses. The discharge is subject to the requirements of NPDES Permit CA0038873 (*Nutrient Watershed Permit*), which establishes effluent limitations for nitrogen due to finding reasonable potential for biostimulatory substances. These limitations should prevent aquatic growths to the extent that such growths could create a nuisance or adversely affect beneficial uses.
- 4.3.3.7.3. Basin Plan section 3.3.4 requires that discharges be free of coloration that causes nuisance or adversely affects beneficial uses. As stated in section 4.3.4.2.7, the effluent discharged receives advanced secondary treatment and does not contain objectionable color, odor, taste, or turbidity. Therefore, there is no reasonable potential to exceed this narrative objective. Further, the technology-based effluent limitations in this Order, including those for TSS and turbidity, are sufficient to prevent an excursion above this narrative water quality objective in the receiving water. See Fact Sheet section 4.2.2.
- 4.3.3.7.4. Basin Plan section 3.3.5 establishes that dissolved oxygen for tidal waters upstream of Carquinez Bridge remain above 7.0 mg/L, nontidal waters designated as cold or warm water habitats remain above a minimum of 7.0 mg/L (cold water habitats) and 5.0 mg/L (warm water habitats), and that the median dissolved oxygen concentration for any three consecutive months not be less than 80 percent of the dissolved oxygen content at saturation. When natural factors cause concentrations less than that specified above, the discharge shall not cause further reduction in ambient dissolved oxygen concentrations. Ledgewood Creek supports warm and cold-water habitat beneficial uses. To evaluate reasonable potential, this Order uses the water quality objectives of 7.0 mg/L and 5.0 mg/L. It does not consider dissolved oxygen content at saturation because that is based on salinity, temperature, and a three-month duration, which makes it impractical to evaluate with effluent data. The technology-based effluent limitations in this Order for BOD are sufficient to prevent an excursion below the dissolved oxygen water quality objectives of 7.0 mg/L and 5.0 mg/L. See Fact Sheet section 4.2.2.1. The Discharger has not caused

or contributed to a violation of dissolved oxygen objectives over the previous order term. This conclusion is supported by receiving water samples the Discharger collected in LedgeWood Creek.

Dissolved oxygen is a pollutant but not a priority pollutant as defined by the CTR; therefore, the procedure outlined in the *Technical Support document for Water Quality-Based Toxics Control* (Technical Support Document) (EPA/505/2-90-001, March 1991) was used to determine if dissolved oxygen in the discharge has reasonable potential to cause a water quality objective to be exceeded in the receiving water. According to the Technical Support Document, reasonable potential analyses can be performed based on measured receiving water concentrations.

Dissolved data from Receiving Water Monitoring Locations RSW-009 (1,000 feet upstream of the discharge) and RSW-010 (100 feet downstream of the discharge) collected from December 2021, January 2023, and February 2024 were used to evaluate reasonable potential for dissolved oxygen in LedgeWood Creek. The minimum receiving water dissolved oxygen concentration of 8.2 mg/L was greater than the cold and warm water habitat water quality objectives of 7.0 mg/L and 5.0 mg/L. Therefore, there is no reasonable potential for the discharge to decrease or increase dissolved oxygen concentrations beyond the water quality objectives in the receiving water.

- 4.3.3.7.5. Basin Plan section 3.3.6 requires that discharges not contain floating material, including solids, liquids, foams, and scum, in concentrations that cause nuisance or adversely affect beneficial uses. The effluent discharged receives advanced secondary treatment and does not contain floating debris, oil, or scum; therefore, there is no reasonable potential for the discharge to contribute to floating material in the receiving water.
- 4.3.3.7.6. Basin Plan section 3.3.7 requires that discharges not contain visible, floating, suspended, or deposited oil or other products of petroleum origin. The effluent discharged receives advanced secondary treatment and does not contain petroleum products; therefore, there is no reasonable potential for the discharge to contribute to visible, suspended, or deposited oil or other petroleum products in the receiving water.
- 4.3.3.7.7. Basin Plan section 3.3.8 requires that the receiving water remain free of toxic substances in concentrations that are lethal to or that produce significant alterations in population or community ecology or receiving water biota. This Order establishes effluent limitations for chronic toxicity based on the *State Policy for Water Quality Control: Toxicity Provisions*. These limitations are sufficient to prevent an excursion above the water quality objective. See Fact Sheet section 4.3.4.4.

- 4.3.3.7.8. Basin Plan section 3.3.9 requires that pH not be depressed below 6.5 nor raised above 8.5 in the receiving water, and that discharges not cause changes greater than 0.5 pH units in normal ambient pH levels. Based on effluent monitoring data in Table F-2, there is no reasonable potential to exceed this narrative objective. Furthermore, the technology-based effluent limitations in this Order for pH are sufficient to prevent an excursion above this water quality objective. See Fact Sheet section 4.2.2.2.
- 4.3.3.7.9. Basin Plan section 3.3.10 requires that radioactive material not be present in concentrations that result in the accumulation of radionuclides in the food web that would present hazards to human, plant, animal, or aquatic life. The Fairfield-Suisun Sewer District Wastewater Discharge Ordinance No.2017-01 section 2.1.10 prohibits the discharge of radioactive wastes or isotopes except in compliance with applicable state or federal regulations; therefore, there is no reasonable potential for radioactive material to be present in the discharge in hazardous concentrations.
- 4.3.3.7.10. Basin Plan section 3.3.11 requires that discharges not increase the total dissolved solids or salinity of receiving waters so as to adversely affect beneficial uses. Receiving water monitoring from the previous order term showed an average salinity of 4.3 parts per thousand (ppt), while the typical salinity for sewage treatment plant effluent ranges from 0.5 to 1.5 ppt, depending on influent conditions; therefore, there is no reasonable potential for the discharge to significantly increase total dissolved solids or salinity in the receiving water.
- 4.3.3.7.11. Basin Plan section 3.3.12 requires that discharges not alter suspended sediment in such a manner as to cause nuisance or adversely affect beneficial uses or detrimental increase in the concentrations of toxic pollutants in sediments or aquatic life. The technology-based effluent limitations in this Order, including those for TSS and turbidity, are sufficient to prevent an excursion above the water quality objective; therefore, there is no reasonable potential for the discharge to detrimentally alter suspended sediment in the receiving water. See Fact Sheet section 4.2.2.
- 4.3.3.7.12. Basin Plan section 3.3.13 requires that discharges not cause bottom deposits or aquatic growths to the extent that such deposits or growths cause nuisance or adversely affect beneficial uses. The technology-based effluent limitations in this Order, including those for TSS and turbidity, are sufficient to prevent an excursion above the water quality objective. See Fact Sheet section 4.2.2. Additionally, the discharge is subject to the requirements of NPDES Permit CA0038873 (Nutrient Watershed Permit), which establishes effluent limitations for total inorganic nitrogen to prevent aquatic growths to the extent that such growths could cause a nuisance or

affect uses; therefore, there is no reasonable potential for the discharge to cause bottom deposits or aquatic growths.

- 4.3.3.7.13. Basin Plan section 3.3.14 requires that discharges not contain suspended material in concentrations that cause nuisance or adversely affect beneficial uses. The technology-based effluent limitations in this Order, including those for TSS and turbidity, are sufficiently protective to protect water quality, and more stringent water quality-based effluent limitations are not needed to prevent excursions of this narrative objective. See Fact Sheet section 4.2.2.
- 4.3.3.7.14. Basin Plan section 3.3.15 requires that discharges be free of dissolved sulfides above natural background levels. Sulfides cannot exist to a significant degree in an oxygenated environment, and this Order contains technology-based effluent limitations for BOD that have resulted in protective dissolved oxygen levels near the discharge point; therefore, there is no reasonable potential for the discharge to contain sulfide concentrations above the background levels of the receiving water.
- 4.3.3.7.15. Basin Plan section 3.3.16 requires that discharges not contain taste- or odor-producing substances that impart undesirable tastes or odors to edible products of aquatic origin, that cause nuisance, or that adversely affect beneficial uses. As stated in section 4.3.4.2.7, the effluent discharged receives advanced secondary treatment and does not contain objectionable color, odor, taste, or turbidity; therefore, there is no reasonable potential to exceed this narrative objective. Further, the technology-based effluent limitations in this Order, including those for TSS and turbidity, are sufficient to prevent an excursion above this narrative objective in the receiving water. See Fact Sheet section 4.2.2.
- 4.3.3.7.16. Basin Plan section 3.3.17 requires that discharges comply with the temperature objectives in the Thermal Plan (see Fact Sheet section 4.3.2.4). Basin Plan section 3.3.17 also requires that discharges not alter temperature beyond present natural background levels unless it can be demonstrated that such alteration in temperature does not adversely affect beneficial uses and prohibits temperature increases of more than 2.8°C (5°F) above the natural receiving water temperature. Temperature data collected at effluent monitoring locations between 2015 through 2019 showed that the daily average temperature at Monitoring Location EFF-001D is representative of all other effluent monitoring locations. As such, the Discharger only monitored effluent temperature at Monitoring Location EFF-001D during the previous order term. The Discharger monitored receiving water temperatures at Boynton Slough, Duck Pond 1, Duck Pond 2, and Ledgeewood Creek. Monitoring Location EFF-001D temperature data were compared to the receiving water temperature data collected in July 2020; February, August, and December

2021; February and August 2022; January, February, and August 2023; and February and March 2024, which were the months during which paired effluent and receiving water data (62 datapoints) could be compared.

Based on the data described above, there is no reasonable potential for the discharge to the receiving waters to exceed the natural receiving water temperature by more than 20°F. The effluent temperature range (62 to 78°F) was within 20°F of the receiving water temperature range (47 to 73°F) for all paired effluent and receiving water samples on a single day. The maximum temperature difference between paired effluent and receiving water data was 17°F; the mean effluent temperature (69°F) was also within 20°F of the mean receiving water temperature (61°F).

There is also no reasonable potential for the discharge to create an elevated temperature zone that exceeds 25 percent of the cross-sectional area of a main river channel because Boynton Slough and Duck Ponds 1 and 2 are not main river channels; additionally, LedgeWood Creek is a small stream, not a main river channel.

Based on an analysis of 62 effluent temperature data and corresponding receiving water data, the greatest temperature difference detected was +17°F in Boynton Slough. Boynton Slough, Duck Ponds 1 and 2, and LedgeWood Creek in part comprise the Suisun Marsh system, and discharges to these receiving waters make up only 0.8 percent of the total flow volume to Suisun Marsh (see Fact Sheet section 4.3.4.2.1). Consequently, the discharges would not increase temperatures by more than 4°F, and therefore no more than 5°F. LedgeWood Creek, which is more sensitive to temperature changes because it supports cold and warm freshwater habitats, is tidally influenced, so reasonable potential cannot be reliably evaluated for the discharge to cause a surface water temperature increase greater than 4°F downstream of the discharge point. However, if it were assumed that LedgeWood Creek were not tidally influenced, there does not appear to be reasonable potential. Receiving water temperature data from January 2023 showed the greatest difference between upstream and downstream temperatures at 4°F, which does not exceed the objective. This data is unlikely to be representative of normal creek temperature conditions due to heavy storms that occurred during the sampling date. All other receiving water temperature differences between upstream at Monitoring Location RSW-009 and downstream at Monitoring Location RSW-010 were less than 4°F.

- 4.3.3.7.17. Basin Plan section 3.3.19 requires that discharges be free of changes in turbidity that cause nuisance or adversely affect beneficial uses, or increases from normal background light penetration or turbidity greater than 10 percent in areas where natural turbidity is greater than

50 nephelometric turbidity units, or above 55 nephelometric turbidity units in areas where natural turbidity is less than or equal to 50 nephelometric turbidity units. The technology-based effluent limitations in this Order, including those for TSS and turbidity, are sufficient to prevent an excursion above this narrative objective in the receiving water. See Fact Sheet section 4.2.2.

#### 4.3.4. **Water Quality-Based Effluent Limitations**

WQBELs were developed for the pollutants determined to have reasonable potential to cause or contribute to exceedances of water quality objectives. With the exception of those for chronic toxicity and *Enterococcus* bacteria (discussed below), the WQBEL calculations are based on the procedures in SIP section 1.4.

- 4.3.4.1. **WQBEL Expression.** NPDES regulations at 40 C.F.R. section 122.45(d) require that permit limitations for publicly-owned treatment works be expressed as average weekly and average monthly limitations, unless impracticable. This Order contains daily limitations instead of weekly limitations because daily limitations better protect against acute water quality effects and are necessary to prevent fish kills or mortality to aquatic organisms. Weekly limitations could allow acute and chronic toxicity to occur over shorter periods (acute and chronic aquatic life criteria are typically expressed as one-hour and four-day averages).
- 4.3.4.2. **Mixing Zones and Dilution Credits.** Basin Plan sections 4.5.1 and 4.6.1.2, SIP section 1.4.2, and Toxicity Provisions section III.C.1 allow mixing zones and dilution credits under certain circumstances. Because the receiving water is shallow and supports biologically sensitive habitats, no dilution credit ( $D=0$ ) was used to calculate most WQBELs. However, this Order grants dilution credits and mixing zones for cyanide and chronic toxicity.

For cyanide, this Order grants a dilution credit of 4:1 ( $D = 3$ ) at Discharge Points 001, 002, 003, 005, and 006. The dilution credit for Discharge Points 001 and 006 are based on Basin Plan Table 4-6, which sets forth the cyanide dilution credits for Boynton Slough. For Discharge Points 002, 003, and 005, the dilution credit is based on the September 12, 2012, cyanide attenuation study, *Cyanide Dilution Credit for Duck Ponds and LedgeWood Creek* (hereinafter “Attenuation Study”). The rationale for these mixing zones and the conclusions of the Attenuation Study are described below.

The Discharger completed the Attenuation Study to provide a basis for establishing cyanide mixing zones for Discharge Points 002, 003, and 005. Its analysis was based on methods similar to those used to develop the Basin Plan Table 4-6 dilution credit for Boynton Slough. The duck ponds and LedgeWood Creek are close to Boynton Slough and have similar characteristics; the duck ponds drain to Boynton Slough, and LedgeWood



Creek is a nearby freshwater stream that is tidally-influenced at the discharge location. The duck ponds and Ledgewood Creek discharges are “incompletely mixed” discharges based on SIP section 1.4.2.1 because of their shallow nature and because Ledgewood Creek is tidally-influenced at the discharge location.

The Attenuation Study found that mixing zones extending about 2,700 feet downstream of the duck pond discharge points and about 1,100 feet downstream of the Ledgewood Creek discharge point comply with SIP requirements. These mixing zones correspond to a dilution ratio of 4:1 ( $D=3$ ). The Attenuation Study determined cyanide degradation curves using field data to show how cyanide concentrations degrade with distance from the outfalls. The mixing zones reflect cyanide sampling at the outfalls and locations away from the outfalls during conservative conditions (e.g., minimum pond levels and maximum effluent flows, and higher effluent cyanide concentrations than those observed now). More typical conditions would result in greater dilution.

For chronic toxicity, this Order also grants a dilution credit of 4:1 ( $D=3$ ) at Discharge Points 001, 002, 003, 005, and 006. All validated chronic toxicity tests conducted during the previous order term at an instream waste concentration of 25 percent (corresponding to a dilution ratio of 4:1) showed minimal or no percent effect on the test species. This Order grants similarly small mixing zones for chronic toxicity as for cyanide.

SIP section 1.4.2.2 requires that mixing zones be as small as practicable. The mixing zones extending from Discharge Points 001, 002, 003, and 005 are considered as small as practicable because the Discharger maximizes pollutant removal through advanced treatment, and it is impracticable for the Discharger to change the discharge location. Substantively smaller mixing zones would be impracticable because very little dilution occurs within Boynton Slough, the duck ponds, and Ledgewood Creek. Therefore, the cyanide and chronic toxicity mixing zones result in the same effluent limitations for Discharge Points 001, 002, 003, 005, and 006. Since the same effluent is discharged at Discharge Points 001, 002, 003, 005, and 006, it is appropriate to subject the Discharger to one set of limitations for the same effluent, particularly when relatively little effluent is discharged to Discharge Points 002, 003, 005, and 006 compared to Discharge Point 001. Alternative dilution credits at Discharge Points 002, 003, 005, and 006 would effectively impose duplicative and more stringent limitations than anticipated by the Basin Plan. More stringent limitations at Discharge Points 002, 003, 005, and 006 are unnecessary to protect water quality.

The mixing zones for Discharge Points 001, 002, 003, 005, and 006 meet the requirements of SIP section 1.4.2.2. The mixing zones do not do any of the following:

- 4.3.4.2.1. **Compromise the integrity of the entire water body.** The mixing zones will not compromise the integrity of the receiving waters because the mixing zones are small relative to the size of the receiving waters, which are part of the Suisun Marsh system. Together, the mixing zones extending from Discharge Points 001, 002, 003, and 005 to 10,000 feet past Monitoring Location RSW-005 account for approximately 660 acres, or about 0.8 percent of the area of Suisun Marsh, including only about 11 percent of the length of LedgeWood Creek. It is expected that the mixing zone for Discharge Point 006 would be at least as small as that of Discharge Point 001 because the discharge locations are near each other and both would be hydrologically connected to Boynton Slough. Under most conditions, the discharge at Discharge Point 006 would be expected to be smaller than that at Discharge Point 001 (see Fact Sheet section 2.5). Nonetheless, Provision 5.3.5.5 of this Order requires the Discharger to update the Attenuation Study to account for, and confirm the assumptions for, the mixing that would occur at Discharge Point 006 before discharge can begin. Additionally, cyanide is expected to attenuate rapidly to safe levels.
- 4.3.4.2.2. **Cause acute toxicity to aquatic life passing through the mixing zones.** Acutely toxic conditions will not exist inside the mixing zones because receiving water cyanide concentrations will not exceed the acute cyanide water quality objective (9.4 µg/L). The highest effluent concentration observed since the Discharger converted to ultra-violet disinfection in 2011 is 5.0 µg/L. Cyanide concentrations within the mixing zones and throughout the receiving waters will be even lower because cyanide readily degrades to a non-toxic state and does not persist in the environment. Cyanide concentrations are not expected to increase due to this Order because, pursuant to Basin Plan section 4.7.2.2, Provision 5.3.5.2 of this Order requires a Cyanide Action Plan to maintain or improve current performance. Moreover, the Discharger did not violate its acute toxicity effluent limitations during the previous order term. The high survival rate indicates that organisms that pass through the mixing zones are unlikely to experience acute toxicity.
- 4.3.4.2.3. **Restrict passage of aquatic life.** The mixing zones will not interfere with the movement of aquatic species or restrict the passage of aquatic life because acutely toxic conditions will not exist inside the mixing zones (see Fact Sheet section 4.3.4.2.2). Moreover, neither cyanide nor chronic toxicity as discharged will create a physical or visual barrier that could restrict the passage of aquatic life.
- 4.3.4.2.4. **Adversely impact biologically sensitive or critical habitats, including, but not limited to, habitats of species under federal or State endangered species laws.** The receiving waters are outside (Duck Pond 1 and LedgeWood Creek) or just within (Boynton Slough and Duck

Pond 2) critical habitat for the Delta smelt (50 C.F.R. § 17.95[e]); however, the mixing zones will not adversely affect Delta smelt because Delta smelt are not expected to reside for extended periods in the mixing zones. As explained in Fact Sheet section 4.3.4.2.2, acutely toxic conditions will not exist inside the mixing zones. The mixing zones also will not adversely affect the habitat of any species under federal or State endangered species laws because receiving water cyanide concentrations will comply with the acute and chronic cyanide water quality objectives (9.4 µg/L and 2.9 µg/L), and chronic toxicity is unlikely to be present in the wastewater. For cyanide, the highest effluent concentration observed since the Discharger converted to UV disinfection was 5.0 µg/L, which is below the acute water quality objective. Cyanide concentrations within the mixing zones will be even lower because cyanide readily degrades to a non-toxic state and does not persist in the environment. For chronic toxicity, there has been minimal or no observed percent effect from the discharge on test species at a 4:1 dilution ratio. Because cyanide concentrations will be below water quality objectives, and chronic toxicity is minimally detected in the discharge, cyanide and chronic toxicity will not adversely affect sensitive or critical habitats.

- 4.3.4.2.5. **Produce undesirable or nuisance aquatic life.** The mixing zones will not produce undesirable or nuisance aquatic life. Cyanide and chronic toxicity are not biostimulatory substances, so they will not cause growth of aquatic nuisance species.
- 4.3.4.2.6. **Result in floating debris, oil, or scum.** The effluent discharged receives advanced secondary treatment and does not contain floating debris, oil, or scum. The treatment plant is equipped with scum baffles to collect and dispose of oils, grease, debris, and scum.
- 4.3.4.2.7. **Produce objectionable color, odor, taste, or turbidity.** The mixing zones will not produce objectionable color, odor, taste, or turbidity because the effluent receives advanced secondary treatment and is disinfected prior to discharge. Advanced secondary treatment generally addresses objectionable odor, taste, and turbidity through the biological degradation of organic compounds and clarification. The Discharger conducts regular effluent monitoring that includes standard observations to ensure that objectionable color, odor, and turbidity are not present.
- 4.3.4.2.8. **Cause objectionable bottom deposits.** The discharged effluent receives advanced secondary treatment, which biologically degrades and removes suspended particles that could contribute to receiving water bottom deposits.
- 4.3.4.2.9. **Cause nuisance.** The mixing zones will not cause nuisance as defined by California Water Code section 13050, where “nuisance” means anything

that (1) is injurious to health, or is indecent or offensive to the senses, or an obstruction to the free use of property, so as to interfere with the comfortable enjoyment of life or property; (2) affects at the same time an entire community or neighborhood, or any considerable number of persons; and (3) occurs during, or as a result of, the treatment or disposal of wastes. The effluent discharged receives advanced secondary treatment and is thus unlikely to cause a nuisance. The Discharger conducts regular effluent monitoring that includes standard observations to confirm that nuisance conditions are not present.

- 4.3.4.2.10. **Dominate the receiving water bodies or overlap a mixing zone from a different outfall.** The mixing zones for Discharge Points 001, 002, 003, 005, and 006 will not dominate the receiving waters or overlap any other mixing zones. These mixing zones represent relatively small portions of Suisun Marsh and Suisun Bay. Because the mixing zones occupy relatively small portions of the receiving waters, they will not dominate them. Moreover, the mixing zones will not overlap with any other mixing zones because the Regional Water Board has not established any other mixing zones near this outfall. To confirm the assumptions regarding the mixing zones at Discharge Point 006, Provision 5.3.5.5 of this Order requires the Discharger to update its Attenuation Study to account for the discharge at Discharge Point 006 before discharge can begin.
- 4.3.4.2.11. **Exist near any drinking water intake.** The mixing zones are in a brackish marsh generally unsuitable for drinking water supplies and are not located at or near any drinking water intake.
- 4.3.4.3. **WQBEL Calculations.** The following table shows the WQBEL calculations for copper, cyanide, and dioxin-TEQ in accordance with SIP section 1.4.

**Table F-8. WQBEL Calculations**

Pollutant	Copper	Cyanide	Dioxin-TEQ
Units	µg/L	µg/L	µg/L
Basis and Criteria type	Basin Plan Site-Specific Objective	Basin Plan Site-Specific Objective	CTR Human Health
Criteria - Acute	3.9	-	-
Criteria - Chronic	2.5	-	-
Site-Specific Objective Criteria - Acute	9.4	9.4	-
Site-Specific Objective Criteria - Chronic	6.0	2.9	-
Water Effects Ratio (WER)	2.4	1	1
Lowest WQO	6.0	2.9	$1.4 \times 10^{-8}$
Site Specific Translator - MDEL	0.64	-	-
Site Specific Translator - AMEL	0.46	-	-
Dilution Factor (D)	0	3	0
Number of samples per month	4	4	4

<b>Pollutant</b>	<b>Copper</b>	<b>Cyanide</b>	<b>Dioxin-TEQ</b>
Aquatic life criteria analysis required? (Y/N)	Y	Y	N
Human Health criteria analysis required? (Y/N)	N	Y	Y
Applicable Acute WQO	15	9.4	-
Applicable Chronic WQO	13	2.9	-
Human Health Criteria	-	$2.2 \times 10^5$	$1.4 \times 10^{-8}$
Background (Maximum Concentration for Aquatic Life Calculation)	9.9	0.9	-
Background (Average Concentration for Human Health Calculation)	-	0.44	$2.2 \times 10^{-8}$
Is the pollutant on the 303d list and/or bioaccumulative (Y/N)?	N	N	Y
Effluent Concentration Allowance Acute	15	35	-
Effluent Concentration Allowance Chronic	13	9	-
Effluent Concentration Allowance Human Health	-	$8.8 \times 10^5$	$1.4 \times 10^{-8}$
Number of data points <10 or at least 80% of data reported non-detect? (Y/N)	N	N	Y
Average of effluent data points	3.3	2.9	-
Standard Deviation of effluent data points	0.8	0.88	-
Coefficient of Variation Calculated	0.23	0.3	N/A
Coefficient of Variation (Selected) - Final	0.23	0.3	0.6
Effluent Concentration Allowance Acute Mult99	0.6	0.53	-
Effluent Concentration Allowance Chronic Mult99	0.77	0.71	-
Long-Term Average Acute	9	18	-
Long-Term Average Chronic	10	6.4	-
Minimum of Long-Term Average	9	6.4	-
AMEL Mult95	1.2	1.3	1.6
MDEL Mult99	1.7	1.9	3.1
AMEL (Aquatic Life)	10.6	8.0	-
MDEL (Aquatic Life)	15	12	-
MDEL/AMEL Multiplier	1.4	1.5	2.0
AMEL (Human Health)	-	$8.8 \times 10^5$	$1.4 \times 10^{-8}$
MDEL (Human Health)	-	$1.3 \times 10^6$	$2.8 \times 10^{-8}$
Minimum of AMEL for Aquatic Life vs Human Health	11	8.0	$1.4 \times 10^{-8}$

Pollutant	Copper	Cyanide	Dioxin-TEQ
Minimum of MDEL for Aquatic Life vs Human Health	15	12	$2.8 \times 10^{-8}$
Previous Order Limitation - AMEL	11	7.4	$1.4 \times 10^{-8}$
Previous Order Limitation - MDEL	15	12	$2.8 \times 10^{-8}$
<b>Final Limitation - AMEL</b>	<b>11</b>	<b>7.4</b>	<b><math>1.4 \times 10^{-8}</math></b>
<b>Final Limitation - MDEL</b>	<b>15</b>	<b>12</b>	<b><math>2.8 \times 10^{-8}</math></b>

- 4.3.4.4. **Enterococcus Bacteria.** The *Water Quality Control Plan for Inland Surface Waters, Enclosed Bays, and Estuaries of California – Part 3, Bacteria Provisions and a Water Quality Standards Variance Policy* requires enterococcus bacteria effluent limitations for discharges to marine and estuarine receiving waters that support the water contact recreation beneficial use. This Order does not establish *Enterococcus* mixing zones or dilution credits.

The *Enterococcus* effluent limitation was calculated, as specified in SIP section 1.4, using the following equation:

$$ECA = C + D*(C - B)$$

Where:

ECA = Effluent Concentration Allowance (effluent limitation)  
C = Water quality objective (30 CFU/100 mL, 110 CFU/100 mL)  
D = Dilution factor (D=0)  
B = Background concentration (1 CFU/100 mL)

This calculation results in a six-week rolling geometric mean *Enterococcus* effluent limitation of 30 CFU/100 mL and a limitation of no more than 10 percent of *Enterococcus* samples in a calendar month exceeding 110 CFU/100 mL.

- 4.3.4.5. **Chronic Toxicity.** This Order includes chronic toxicity limitations based on Toxicity Provisions section III.C.5. This Order grants a mixing zone for chronic toxicity corresponding to a dilution ratio of at least 4:1, equivalent to an IWC of 25 percent effluent. This Order imposes a maximum daily effluent limit (MDEL) and median monthly effluent limit (MMEL) based on testing at the IWC.
- 4.3.4.6. **Receiving Water Limitations.** This Order removes the receiving water limitations contained in Section V of the previous order that served as backstops for unanticipated circumstances or changes to effluent quality that could affect water quality. The receiving water limitations made the Discharger responsible for the quality of the receiving water without

specifying specific requirements (e.g., effluent limitations) or other actions the Discharger must take that apply at or before the discharge point. The Regional Water Board removed the receiving water limitations to be consistent with the U.S. Supreme Court's ruling in *City and County of San Francisco, California v. Environmental Protection Agency* (2025) 145 S.Ct. 704, which held that NPDES permits issued by the U.S. EPA may not include end-result requirements, under the Clean Water Act. End-result requirements are provisions that do not spell out what a Discharger must do or refrain from doing; rather, they make a Discharger responsible for the quality of the water in the body water into which it discharges pollutants.<sup>1</sup>

The requirements in this Order will ensure that the discharge satisfies Clean Water Act section 301(b)(1)(C) (33 U.S.C. § 1311(b)(1)(C)), which requires that the permit include any more stringent limitation, including those necessary to meet water quality standards. See Fact Sheet section 4.3.3.7. If unanticipated circumstances or changes to effluent quality occur during the permit term, the Board may reopen the permit to include any limitations necessary to protect water quality.

#### 4.4. Discharge Requirement Considerations

- 4.4.1. **Anti-Backsliding.** This Order complies with the anti-backsliding provisions of CWA sections 402(o) and 303(d)(4), and 40 C.F.R. section 122.44(l), which generally require effluent limitations in a reissued permit to be as stringent as those in the previous order unless an exception applies. The requirements of this Order are at least as stringent as those in the previous order, as amended by Order R2-2023-0023, or otherwise fall under an anti-backsliding exception as explained below.

This Order eliminates the acute toxicity effluent limitations because, under the Toxicity Provisions, the discharge does not exhibit reasonable potential for acute toxicity. CWA section 303(d)(4)(B) applies to removal of these effluent limitations because Central San Francisco Bay is not impaired for toxicity, making it an attainment water. The removal of acute toxicity limitations is consistent with section 303(d)(4)(B). As explained in Fact Sheet section 4.4.2, removing these effluent limitations will not result in degradation of water quality, and the relaxation will not result in a violation of water quality standards.

As discussed in sections 4.3.4.5 and 5.4, this Order removes the receiving water limitations included in the previous order and retains the nuisance provisions contained in the previous order as state only requirements. The

---

<sup>1</sup> While the Regional Water Board removed generalized receiving water limitations in accordance with the U.S. Supreme Court's decision interpreting the Clean Water Act's NPDES requirements, the Regional Water Board may decide in the future to include similar requirements as a matter of state authority.

removal of these requirements, as a matter of federal law, is consistent with the U.S. Supreme Court's holding in *City and County of San Francisco, California v. Environmental Protection Agency* (2025) 145 S.Ct. 704. However, as discussed in section 4.3.4.5, the Regional Water Board has determined that the requirements in this Order are sufficient to ensure the discharge complies with Clean Water Act section 301(b)(1)(C) (33 U.S.C. § 1311(b)(1)(C)). As a result, the discharge does not authorize violations of water quality standards, and the removal of the receiving water limitations does not authorize the additional discharge of pollutants or authorize the violation of water quality standards. The Order does not, therefore, authorize either backsliding or further degradation of water quality.

- 4.4.2. **Antidegradation.** This Order complies with the antidegradation provisions of 40 C.F.R. section 131.12 and State Water Board Resolution 68-16. It does not authorize lowering water quality as compared to the level of discharge authorized in the previous order, which is the baseline by which to measure whether degradation will occur. This Order does not allow for an increased flow, a reduced level of treatment, or increased effluent limitations relative to the previous order.

This Order imposes new aquatic toxicity requirements. The previous order required acute and chronic toxicity monitoring, imposed effluent limitations on acute toxicity, and imposed TRE triggers on chronic toxicity. This Order instead requires chronic toxicity monitoring at the IWC and it also imposes numeric chronic toxicity limitations and TRE triggers at the IWC to ensure that a comparable level of treatment will be maintained; thus, these requirements will ensure that receiving water quality will not be degraded. As for the acute toxicity limitations, chronic toxicity requirements are protective against acute toxicity, which is caused by higher levels of toxicants. For these reasons, water quality will not be degraded.

This Order authorizes discharge from an additional discharge point, Discharge Point 006, which would discharge incidental tailwater to Boynton Slough resulting from the irrigation of nearby agriculture using the Discharger's effluent. The new discharge point will not degrade Boynton Slough, Suisun Marsh, or Suisun Bay water quality because the quality of the discharge at Discharge Point 006 will be the same as all other discharge points, including Discharge Point 001, which already discharges to Boynton Slough. Additionally, Discharge Point 006 will not increase the volume of discharge to the receiving waters. Rather, because a portion of the effluent will be routed to land application, less discharge overall will enter Boynton Slough, Suisun Marsh, and Suisun Bay, resulting in less impact. For these reasons, there is unlikely to be an observable reduction in water quality. In the unlikely event that a reduction in water quality were to occur, it would be minor and confined to a small mixing zone (see Fact Sheet § 4.3.4.2.1).



This Order removes the generalized receiving water limitations contained in the previous order. As discussed in Fact Sheet section 4.3.3.7, the effluent limitations established in this Order are sufficient to protect Suisun Marsh and Suisun Bay. The removal of the generalized receiving water limitations will not result in an increased volume or concentration of pollutants in the discharge. As explained in Fact Sheet section 4.3.3.7, the technology- and water quality-based effluent limitations established in the Order are sufficient to drive treatment plant performance in a manner comparable to the previous order and to ensure that water quality and beneficial uses are protected. This Order does not, therefore, authorize further degradation of water quality.

- 4.4.3. **Stringency of Requirements for Individual Pollutants.** This Order contains both technology-based and water quality-based effluent limitations for individual pollutants. The technology-based requirements implement minimum, applicable federal technology-based requirements. In addition, this Order contains more stringent effluent limitations as necessary to meet water quality standards. Collectively, this Order's restrictions on individual pollutants are no more stringent than required to implement CWA requirements.

This Order's WQBELs have been derived to implement water quality objectives that protect beneficial uses. The beneficial uses and water quality objectives have been approved pursuant to federal law and are the applicable federal water quality standards. To the extent that WQBELs were derived from the CTR, the CTR is the applicable standard pursuant to 40 C.F.R. section 131.38. The procedures for calculating these WQBELs are based on the CTR, as implemented in accordance with the SIP, which U.S. EPA approved on May 18, 2000. U.S. EPA approved most Basin Plan beneficial uses and water quality objectives prior to May 30, 2000. Beneficial uses and water quality objectives submitted to U.S. EPA prior to May 30, 2000, but not approved by U.S. EPA before that date, are nonetheless "applicable water quality standards for purposes of the CWA" pursuant to 40 C.F.R. section 131.21(c)(1). U.S. EPA approved the remaining beneficial uses and water quality objectives, so they are also applicable water quality standards pursuant to 40 C.F.R. section 131.21(c)(2).

## 5. RATIONALE FOR PROVISIONS

### 5.1. Standard Provisions

Attachment D contains standard provisions that apply to all NPDES permits in accordance with 40 C.F.R. section 122.41 and additional conditions applicable to specific categories of permits in accordance with 40 C.F.R. section 122.42. The Discharger must comply with these provisions. The conditions set forth in 40 C.F.R. sections 122.41(a)(1) and (b) through (n) apply to all state-issued NPDES permits and must be incorporated into permits either expressly or by reference.

In accordance with 40 C.F.R. section 123.25(a)(12), states may omit or modify conditions to impose more stringent requirements. Attachment G contains standard provisions that supplement the provisions in Attachment D. This Order omits the federal conditions that address enforcement authority specified in 40 C.F.R. sections 122.41(j)(5) and (k)(2) because the State's enforcement authority under the Water Code is more stringent. In lieu of these conditions, this Order incorporates Water Code section 13387(e) by reference.

## **5.2. Monitoring and Reporting Provisions**

CWA section 308 and 40 C.F.R. sections 122.41(h), 122.41(j)-(l), 122.44(i), and 122.48 require that NPDES permits specify monitoring and reporting requirements. Water Code section 13383 also authorizes the Regional Water Board to establish monitoring, inspection, entry, reporting, and recordkeeping requirements. The MRP establishes monitoring, reporting, and recordkeeping requirements that implement federal and State requirements. For more information, see Fact Sheet section 7.

## **5.3. Special Provisions**

### **5.3.1. Reopener Provisions**

These provisions are based on 40 C.F.R. sections 122.62 and 122.63 and allow modification of this Order and its effluent limitations as necessary in response to updated water quality objectives, regulations, or other new and relevant information that may become available in the future, and other circumstances as allowed by law.

### **5.3.2. Effluent Characterization Study and Report**

This Order does not include WQBELs for pollutants that do not demonstrate reasonable potential, but this provision requires the Discharger to evaluate monitoring data to verify that the reasonable potential analysis conclusions of this Order remain valid. This requirement is authorized pursuant to 40 C.F.R. section 122.41(h) and Water Code section 13383 and is necessary to inform the next permit reissuance and to ensure that the Discharger takes timely steps in response to any unanticipated change in effluent quality during the term of this Order.

### **5.3.3. Pollutant Minimization Program**

This provision is based on Basin Plan section 4.13.2 and SIP section 2.4.5.

### **5.3.4. Special Provisions for Publicly-Owned Treatment Works**

#### **5.3.4.1. Pretreatment Program.** This provision is based on 40 C.F.R. part 403. The Discharger implements a pretreatment program due to the nature and

volume of industrial influent to the plant. This provision lists the Discharger's responsibilities regarding its pretreatment program and requires compliance with the provisions in Attachment H, "Pretreatment Requirements."

5.3.4.2. **Sludge and Biosolids Management.** Provision 5.3.4.2.1 is based on Water Code section 13263, which requires the Regional Water Board to consider the need to prevent nuisance when issuing waste discharge requirements. (See Fact Sheet section 5.4.) The remaining provisions are based on 40 C.F.R. 122.41(d), which requires the Discharger to take all reasonable steps to minimize or prevent any discharge that has a reasonable likelihood of adversely affecting human health or the environment. "Sludge" refers to the solid, semisolid, and liquid residue removed during primary, secondary, and advanced wastewater treatment processes. "Biosolids" refers to sludge that has been treated and may be beneficially reused.

5.3.4.3. **Sanitary Sewer System Management.** The Discharger's sanitary sewer system is part of the Facility regulated through this Order (see Fact Sheet § 2.1.2). This provision requires compliance with Attachments D and G and states that these requirements may be satisfied by separately complying with State Water Board Order 2022-0103-DWQ, Statewide General Waste Discharge Requirements for Sanitary Sewer Systems, and any subsequent order updating these requirements. This statewide WDR requires public agencies that own or operate sanitary sewer systems with one or more miles of sewer lines to enroll for coverage and comply with requirements to develop sanitary sewer management plans and report sanitary sewer overflows, among other provisions and prohibitions. The statewide WDR contains requirements for operation and maintenance of sanitary sewer systems and for reporting and mitigating sanitary sewer overflows that are more extensive and, therefore, more stringent than the standard provisions in Attachments D and G. Compliance with the statewide WDR will satisfy the corresponding requirements in Attachments D and G.

### 5.3.5. Other Special Provisions

5.3.5.1. **Copper Action Plan.** This provision is based on 40 C.F.R. part 403. The Discharger implements a pretreatment program due to the nature and volume of industrial influent to the plant. This provision lists the Discharger's responsibilities regarding its pretreatment program and requires compliance with the provisions in Attachment H, "Pretreatment Requirements."

5.3.5.2. **Cyanide Action Plan.** This provision is based on Basin Plan section 4.7.2.2 and is necessary to ensure that use of cyanide site-specific objectives is consistent with antidegradation policies. The threshold for considering influent cyanide concentrations to indicate a possible "significant cyanide discharge" in the Discharger's service area is set at 10 µg/L. This concentration is twice the maximum cyanide concentration (5.0 µg/L) found

in the treatment plant influent during the previous order term. Because the Discharger has observed no influent cyanide concentrations greater than 5.0 µg/L, if influent concentrations nearly twice this level were observed, there could be a significant cyanide source.

- 5.3.5.3. **Anaerobically-Digestible Material.** Standard Operating Procedures are required for dischargers that accept hauled waste food, fats, oil, and grease for injection into anaerobic digesters. The development and implementation of Standard Operating Procedures for management of these materials is intended to allow the California Department of Resources Recycling and Recovery to exempt operations from separate and redundant permitting programs. If the Discharger does not accept fats, oil, and grease for resource recovery purposes, it is not required to develop and implement Standard Operating Procedures.

Some POTWs choose to accept organic material, such as waste food, fats, oils, and grease, into their anaerobic digesters to increase production of methane and other biogases for energy production and to prevent such materials from being discharged into the sanitary sewer system and potentially causing sanitary sewer overflows. The California Department of Resources Recycling and Recovery has proposed to exclude POTWs from Process Facility/Transfer Station permit requirements when the same activities are regulated under WDRs or NPDES permits. The proposed exclusion is restricted to anaerobically digestible materials that have been prescreened, slurried, processed, and conveyed in a closed system for co-digestion with regular sewage sludge. The exclusion is based on the facility developing Standard Operating Procedures for proper handling, processing, tracking, and management.

- 5.3.5.4. **Average Selenium Load.** This provision is based on Basin Plan section 7.2.4.5. The information will be used to confirm that selenium loads are consistent with wasteload allocations.
- 5.3.5.5. **New Discharge (Discharge Point 006).** This provision is based on 40 C.F.R. section 122.41(l). It specifies conditions that must be met before the Discharger begins discharging from the new outfall at Discharge Point 006. It is necessary so the Regional Water Board knows when discharges commence at Discharge Point 006, and to ensure that the new outfall is configured appropriately and can operate in compliance with this Order. Some of the requirements that must be met to discharge at Discharge Point 006 are based on the California Endangered Species Act (Fish and Game Code §§ 2050 to 2097) and Federal Endangered Species Act (16 U.S.C.A. §§ 1531 to 1544).

#### 5.4. Provisions from Previous Order Retained to Implement State Law Only

Attachment G Provision I.I.1. of the previous order stated, “Neither the treatment nor the discharge of pollutants shall create pollution, contamination, or nuisance as defined by California Water Code section 13050.” Consistent with the holding in *City and County of San Francisco, California v. Environmental Protection Agency* (2025) 145 S.Ct. 704 (discussed in Fact Sheet section 4.3.4.5), this Order does not retain this provision as a federal requirement. However, this Order does retain a modified version of the provision in Attachment G Provision 1.9.1 as a matter of state law: “the treatment of pollutants shall not create nuisance as defined by California Water Code section 13050.” This requirement does not address the discharge of pollutants or pollution or contamination because this Order includes technology-based and water quality-based effluent limitations sufficient to prevent nuisance or contamination in receiving water associated with the discharge.

Consistent with *City and County of San Francisco v. Environmental Protection Agency*, this Order also does not retain Provision VI.C.4.b.i from the previous order as a federal requirement. Provision 5.3.4.2.1 of this Order retains the requirements of Provision VI.C.4.b.i from the previous order to implement state law only. The provision states “Sludge and biosolids treatment and storage shall not create a nuisance, such as objectionable odors or flies, or result in groundwater contamination.”

The Regional Water Board has maintained these provisions as state law requirements to implement Water Code section 13263, which identifies the need to prevent nuisance as a factor to consider when issuing waste discharge requirements. The U.S. Supreme Court’s decision in *City and County of San Francisco v. U.S. EPA* did not interpret the Water Code. Furthermore, there is no provision of the Water Code analogous to the NPDES permit shield that was a part of the basis of the U.S. Supreme Court’s decision. Likewise, the Porter-Cologne Water Quality Control Act has consistently recognized the ability of the Water Boards to regulate to prevent nuisance, and the Porter-Cologne Water Quality Control Act does not share the legislative history of the federal Clean Water Act. This Order, therefore, maintains the requirements identified above to continue protections as a matter of state law.

As required by Water Code section 13263, the Regional Water Board has considered the beneficial uses to be protected, the water quality objectives reasonably required for that purpose, other waste discharges, the need to prevent nuisance, and the factors listed in Water Code section 13241 in establishing these state law requirements. The Water Code section 13241 factors are considered below.

- 5.4.1. **Past, present, and probable future beneficial uses of water.** Basin Plan Chapter 2 identifies designated beneficial uses for water bodies in the San Francisco Bay Region. Beneficial uses of water relevant to this Order are also

identified above in Fact Sheet Table F-4. The Regional Water Board has taken beneficial uses into account in establishing the requirements of this Order. The prohibition against nuisance and groundwater contamination will not adversely affect present and future beneficial uses of water.

- 5.4.2. **Environmental characteristics of the hydrographic unit under consideration, including the quality of water available thereto.** The environmental characteristics of the San Pablo Bay watershed (including the Suisun Marsh system) are described in Basin Plan Table 2-1 and the Discharger's Report of Waste Discharge. The prohibition against nuisance and groundwater contamination will not adversely affect the environmental characteristics of the hydrographic unit.
- 5.4.3. **Water quality conditions that could reasonably be achieved through the coordinated control of all factors which affect water quality in the area.** By complying with the CWA-mandated requirements established in this Order, the Discharger will ensure control over factors that could affect water quality. The requirement to prevent nuisance will ensure that the treatment process, including the treatment and storage of biosolids, does not result in odors that could adversely affect the surrounding community. The requirement to prevent groundwater contamination from the treatment and storage of biosolids is necessary to ensure that the Facility is properly operated and maintained and groundwater is protected.
- 5.4.4. **Economic considerations.** The Discharger has reliably operated its treatment plant over several permit terms without creating nuisance conditions or causing groundwater contamination. Therefore, these provisions are unlikely to impose additional economic costs on the Discharger. In the unlikely event that the Discharger incurs additional costs to prevent nuisance or groundwater contamination associated with its treatment and storage of biosolids, those costs would be justified and necessary to properly operate and maintain its treatment plant and protect public health and the environment. If a nuisance were to occur, it would have a negative economic impact on tourism, recreation, and affected residents in the area.
- 5.4.5. **The need for developing housing within the region.** The requirement to prevent nuisance and groundwater contamination will not adversely affect the development of housing within the region.
- 5.4.6. **The need to develop and use recycled water.** The requirement to prevent nuisance and groundwater contamination will have no impact on the development and use of recycled water.

## 6. RATIONALE FOR MONITORING AND REPORTING REQUIREMENTS

The following provides the rationale for the monitoring and reporting requirements in the MRP.

## 6.1. Monitoring Requirements Rationale

- 6.1.1. **Influent Monitoring.** Influent flow monitoring is necessary to understand Facility operations and to evaluate compliance with Prohibition 3.3, which prohibits average dry weather influent flow greater than 23.7 MGD. Influent BOD<sub>5</sub> and TSS monitoring is necessary to evaluate compliance with this Order's 85 percent removal requirements. Basin Plan section 4.7.2.2 requires cyanide monitoring because this Order is based on site-specific cyanide water quality objectives.
- 6.1.2. **Effluent Monitoring.** Effluent flow monitoring is necessary to understand Facility operations. Monitoring for other parameters is necessary to evaluate compliance with this Order's effluent limitations and to conduct future reasonable potential analyses. This Order contains new effluent monitoring requirements for salinity.
- 6.1.3. **Toxicity Testing.** Toxicity tests are necessary to evaluate compliance with this Order's effluent limitations. Chronic toxicity tests are also necessary to conduct future reasonable potential analyses and to evaluate whether Toxicity Reduction Evaluations are needed.

The Toxicity Provisions require routine monitoring and MDEL and MMEL compliance tests for chronic toxicity at the IWC to ensure compliance with toxicity effluent limitations. This Order grants a mixing zone for chronic toxicity corresponding to a dilution ratio of at least 4:1 ( $D=3$ ), equivalent to an IWC of 25 percent. The Discharger must evaluate the MDEL and MMEL based on the IWC.

Toxicity Provisions section III.C.4.b.i(A) also requires a routine chronic toxicity monitoring frequency of monthly for non-stormwater NPDES dischargers authorized to discharge at a rate equal to or greater than 5.0 MGD unless the Regional Water Board approves a reduced monitoring frequency under Toxicity Provisions section III.C.4.b.i(B). This Order approves a reduced routine chronic toxicity monitoring frequency of once per quarter for the following reasons, consistent with Toxicity Provisions section III.C.4.b.i(B):

- The Discharger complied with the previous order's toxicity requirements. The Discharger did not detect chronic toxicity under the previous order when monitoring quarterly using shrimp (*Americamysis bahia*).
- The Discharger conducted a minimum of at least ten chronic aquatic toxicity tests during the last five years at an effluent concentration at or above the IWC. The Discharger submitted the results of 20 chronic toxicity monitoring tests at the IWC collected from May 2020 through May 2025.
- The Discharger analyzed or reanalyzed all test data for the last five years using the TST.

- The Discharger found no test resulting in a “fail” at the IWC. All results were “pass.”

As required by Toxicity Provisions section III.C.4.b.i(B), this Order requires that the routine chronic toxicity monitoring frequency revert to monthly if the Discharger fails to comply with this Order’s chronic toxicity requirements or has a chronic toxicity test result that exceeds the MDEL or MMEL.

This Order implements the requirement to use the fathead minnow (*Pimephales promelas*), for chronic toxicity tests based on the Discharger’s 2024 chronic toxicity species sensitive screening, which satisfied the minimum screening requirements stated in Toxicity Provisions III.C.2.a, and MRP Appendix E-1, section 2.1.2.

- 6.1.4. **Receiving Water Monitoring.** Receiving water monitoring is necessary to evaluate compliance with this Order and to support future reasonable potential analyses. The Discharger is also required to continue participating in the Regional Monitoring Program, which involves collecting data on pollutants and toxicity in San Francisco Bay water, sediment, and biota.
- 6.1.5. **Pretreatment and Biosolids Monitoring.** The pretreatment and biosolids monitoring requirements for influent, effluent, and biosolids are necessary to evaluate compliance with the Discharger’s pretreatment program. Biosolids monitoring is also required pursuant to 40 C.F.R. part 503.
- 6.1.6. **Recycled Water Monitoring.** Recycled water monitoring and reporting requirements are required by State Water Board Order WQ 2019-0037-EXEC (Amending Monitoring and Reporting Programs for Waste Discharge Requirements, National Pollutant Discharge Elimination System Permits, Water Reclamation Requirements, Master Recycling Permits, and General Waste Discharge Requirements), issued on July 24, 2019, pursuant to Water Code sections 13267 and 13383.
- 6.1.7. **Other Monitoring Requirements.** Pursuant to CWA section 308, U.S. EPA requires some dischargers to participate in a Discharge Monitoring Report-Quality Assurance (DMR-QA) Study Program that evaluates the analytical abilities of laboratories that perform or support NPDES permit-required monitoring. The program applies to discharger laboratories and contract laboratories, and evaluates each laboratory’s ability to analyze wastewater samples to produce quality data that ensure the integrity of the NPDES program. There are two options to comply: (1) the Discharger may obtain and analyze DMR-QA samples, or (2) pursuant to a waiver U.S. EPA issued to the State Water Board, the Discharger may submit results from the most recent Water Pollution Performance Evaluation Study. MRP section 1.4 requires the Discharger to ensure that the results of the DMR-QA Study or most



recent Water Pollution Performance Evaluation Study are submitted to the State Water Board, which forwards the results to U.S. EPA.

**6.2. Monitoring Requirements Summary.** The table below summarizes routine monitoring requirements. This table is for informational purposes only. The actual requirements are specified in the MRP and elsewhere in this Order.

**Table F-9. Monitoring Requirements Summary**

Parameter <sup>[1]</sup>	Influent INF-001 <sup>[2]</sup>	Effluent EFF-001D <sup>[2]</sup>	Effluent EFF-001 and EFF-005 <sup>[2]</sup>	Effluent EFF-002 and EFF-003 <sup>[2]</sup>	Biosolids BIO-001 <sup>[2]</sup>	Receiving Water <sup>[2]</sup>
Flow	Continuous/D	Continuous/D	Continuous/D	1/Month	-	-
BOD <sub>5</sub>	1/Week	1/Week	-	-	-	-
TSS	1/Week	1/Week	-	-	-	-
pH	-	Continuous/D	-	-	-	2/Year
Turbidity	-	Continuous/D or 1/Day	-	-	-	-
Temperature	-	Continuous/D or 1/Day	-	-	-	2/Year
Dissolved Oxygen	-	Continuous/D or 1/Day	-	-	-	2/Year
Ammonia, Total	-	1/Month	-	-	-	2/Year
Copper, Total Recoverable	-	1/Month	-	-	-	-
Cyanide, Total	1/Month	1/Month	-	-	2/Year	-
Dioxin-TEQ	-	Once	-	-	-	-
Salinity	-	1/Quarter	-	-	-	2/Year
Hardness	-	-	-	-	-	2/Year
Standard Observations	-	1/Week	-	-	-	2/Year
<i>Enterococcus</i> Bacteria	-	1/Week	-	-	-	-
Chronic Toxicity	-	1/Quarter	-	-	-	-
Mercury	1/Quarter	1/Quarter	-	-	2/Year	-
Metals <sup>[3]</sup>	1/Month	1/Month	-	-	2/Year	-
VOC	Once	Once	-	-	Once	-
BNA	Once	Once	-	-	Once	-
Priority Pollutants	-	Once	-	-	-	-

**Footnotes:**

<sup>[1]</sup> The Discharger must also comply with the monitoring requirements in the Mercury and PCBs Watershed Permit (NPDES Permit CA0038849) and the Nutrient Watershed Permit (NPDES Permit CA0038873).

<sup>[2]</sup> The MRP defines these monitoring locations and sampling frequencies.

<sup>[3]</sup> The metals are arsenic, cadmium, chromium, lead, mercury, nickel, selenium, silver, and zinc.

## 7. PUBLIC PARTICIPATION

The Regional Water Board considered the issuance of WDRs that will serve as an NPDES permit for the Facility. As a step in the WDR adoption process, Regional Water Board staff developed tentative WDRs and encouraged public participation in the WDR adoption process.

**7.1. Notification of Interested Parties.** The Regional Water Board notified the Discharger and interested agencies and persons of its intent to prescribe WDRs for the discharge and provided an opportunity to submit written comments and recommendations. The public had access to the agenda and any changes in dates

and locations through the [Regional Water Board's website](https://waterboards.ca.gov/sanfranciscobay) (waterboards.ca.gov/sanfranciscobay).

- 7.2. Written Comments.** Interested persons were invited to submit written comments concerning the tentative WDRs as explained through the notification process. Comments were to be submitted either in person, by email, or by mail to the Executive Office at the Regional Water Board at 1515 Clay Street, Suite 1400, Oakland, California 94612, to the attention of Natlie Lee.

Written comments were due at the Regional Water Board office by 5:00 p.m. on July 16, 2025.

- 7.3. Public Hearing.** The Regional Water Board held a public hearing on the tentative Order during its regular meeting at the following date and time:

Date: December 10, 2025  
Time: 9:00 a.m.

Contact: Natlie Lee, (510) 622-2325  
Mail to: [Natlie.Lee@waterboards.ca.gov](mailto:Natlie.Lee@waterboards.ca.gov)

Interested persons were provided notice of the hearing and information on how to participate. At the public hearing, the Regional Water Board heard testimony pertinent to the discharge and Order.

Dates and venues can change. The [Regional Water Board's website](https://waterboards.ca.gov/sanfranciscobay) is (waterboards.ca.gov/sanfranciscobay), where one can access the current agenda for changes.

- 7.4. Reconsideration of Waste Discharge Requirements.** Any person aggrieved by this Regional Water Board action may petition the State Water Board to review the action in accordance with Water Code section 13320 and California Code of Regulations, title 23, sections 2050. The State Water Board must receive the petition at the following address within 30 calendar days of the date of Regional Water Board action:

State Water Resources Control Board  
Office of Chief Counsel  
P.O. Box 100, 1001 I Street  
Sacramento, CA 95812-0100

A petition may also be filed by email at [waterqualitypetitions@waterboards.ca.gov](mailto:waterqualitypetitions@waterboards.ca.gov).

For instructions on how to file a water quality petition for review, see the [Water Board's petition instructions](https://waterboards.ca.gov/public_notices/petitions/water_quality/wqpetition_instr.shtml) (waterboards.ca.gov/public\_notices/petitions/water\_quality/wqpetition\_instr.shtml).

- 7.5. Information and Copying.** Supporting documents and comments received are on file. To review these documents, please contact Melinda Wong, the Regional Water Board's custodian of records, by calling (510) 622-2300 or emailing [Melinda.Wong@waterboards.ca.gov](mailto:Melinda.Wong@waterboards.ca.gov). Document copying may be arranged.
- 7.6. Register of Interested Persons.** Any person interested in being placed on the mailing list for information regarding the WDRs and NPDES permit should contact the Regional Water Board, reference the Facility, and provide a name, address, and phone number.
- 7.7. Additional Information.** Requests for additional information or questions regarding this Order should be directed to Natlie Lee, (510) 622-2325, [Natlie.Lee@waterboards.ca.gov](mailto:Natlie.Lee@waterboards.ca.gov).

**ATTACHMENT G – REGIONAL STANDARD PROVISIONS,  
AND MONITORING AND REPORTING REQUIREMENTS  
(SUPPLEMENT TO ATTACHMENT D)**

**Contents**

<b>1. STANDARD PROVISIONS – PERMIT COMPLIANCE.....</b>	<b>G-2</b>
1.1. DUTY TO COMPLY – NOT SUPPLEMENTED .....	G-2
1.2. NEED TO HALT OR REDUCE ACTIVITY NOT A DEFENSE – NOT SUPPLEMENTED .....	G-2
1.3. DUTY TO MITIGATE – SUPPLEMENT TO ATTACHMENT D, PROVISION 1.3. ....	G-2
1.4. PROPER OPERATION AND MAINTENANCE – SUPPLEMENT TO ATTACHMENT D, PROVISION 1.4 .....	G-3
1.5. PROPERTY RIGHTS – NOT SUPPLEMENTED .....	G-4
1.6. INSPECTION AND ENTRY – NOT SUPPLEMENTED .....	G-4
1.7. BYPASS – NOT SUPPLEMENTED .....	G-4
1.8. UPSET – NOT SUPPLEMENTED .....	G-4
1.9. OTHER – ADDITION TO ATTACHMENT D .....	G-4
<b>2. STANDARD PROVISIONS – PERMIT ACTION – NOT SUPPLEMENTED .....</b>	<b>G-4</b>
<b>3. STANDARD PROVISIONS – MONITORING .....</b>	<b>G-4</b>
3.1. SAMPLING AND ANALYSES – SUPPLEMENT TO ATTACHMENT D, PROVISIONS 3.1 AND 3.2 .....	G-4
3.2. STANDARD OBSERVATIONS – ADDITION TO ATTACHMENT D .....	G-7
<b>4. STANDARD PROVISIONS – RECORDS .....</b>	<b>G-8</b>
4.1. RECORDS TO BE MAINTAINED – SUPPLEMENT TO ATTACHMENT D, PROVISION 4.1 .....	G-8
4.2. RECORDS OF MONITORING – SUPPLEMENT TO ATTACHMENT D, PROVISION 4.2 .....	G-8
4.3. CLAIMS OF CONFIDENTIALITY – NOT SUPPLEMENTED .....	G-10
<b>5. STANDARD PROVISIONS – REPORTING .....</b>	<b>G-10</b>
5.1. DUTY TO PROVIDE INFORMATION – NOT SUPPLEMENTED .....	G-10
5.2. SIGNATORY AND CERTIFICATION REQUIREMENTS – NOT SUPPLEMENTED .....	G-10
5.3. MONITORING REPORTS – SUPPLEMENT TO ATTACHMENT D, PROVISION 5.3 .....	G-10
5.4. COMPLIANCE SCHEDULES – NOT SUPPLEMENTED .....	G-13
5.5. TWENTY-FOUR HOUR REPORTING – SUPPLEMENT TO ATTACHMENT D, PROVISION 5.5 .....	G-14
5.6. PLANNED CHANGES – NOT SUPPLEMENTED .....	G-16
5.7. ANTICIPATED NONCOMPLIANCE – NOT SUPPLEMENTED .....	G-16
5.8. OTHER NONCOMPLIANCE – NOT SUPPLEMENTED .....	G-16
5.9. OTHER INFORMATION – NOT SUPPLEMENTED .....	G-16
<b>6. STANDARD PROVISIONS – ENFORCEMENT – NOT SUPPLEMENTED .....</b>	<b>G-16</b>
<b>7. ADDITIONAL PROVISIONS – NOTIFICATION LEVELS – NOT SUPPLEMENTED .....</b>	<b>G-16</b>
<b>8. DEFINITIONS – ADDITION TO ATTACHMENT D .....</b>	<b>G-16</b>

**ATTACHMENT G – REGIONAL STANDARD PROVISIONS,  
AND MONITORING AND REPORTING REQUIREMENTS  
(SUPPLEMENT TO ATTACHMENT D)**

**APPLICABILITY**

This document supplements the requirements of Federal Standard Provisions (Attachment D). For clarity, these provisions are arranged using the same headings as those used in Attachment D.

**1. STANDARD PROVISIONS – PERMIT COMPLIANCE**

**1.1. Duty to Comply – Not Supplemented**

**1.2. Need to Halt or Reduce Activity Not a Defense – Not Supplemented**

**1.3. Duty to Mitigate – Supplement to Attachment D, Provision 1.3.**

1.3.1. **Contingency Plan.** The Discharger shall maintain a Contingency Plan as prudent in accordance with current facility emergency planning. The Contingency Plan shall describe procedures to ensure that existing facilities remain in, or are rapidly returned to, operation in the event of a process failure or emergency incident, such as employee strike, strike by suppliers of chemicals or maintenance services, power outage, vandalism, earthquake, or fire. The Discharger may combine the Contingency Plan and Spill Prevention Plan (see Provision 1.3.2, below) into one document. In accordance with Regional Water Board Resolution No. 74-10, discharge in violation of the permit where the Discharger has failed to develop and implement a Contingency Plan as described below may be the basis for considering the discharge a willful and negligent violation of the permit pursuant to California Water Code section 13387. The Contingency Plan shall, at a minimum, provide for the following:

- 1.3.1.1. Sufficient personnel for continued facility operation and maintenance during employee strikes or strikes against contractors providing services;
- 1.3.1.2. Maintenance of adequate chemicals or other supplies, and spare parts necessary for continued facility operations;
- 1.3.1.3. Emergency standby power;
- 1.3.1.4. Protection against vandalism;
- 1.3.1.5. Expeditious action to repair failures of, or damage to, equipment, including any sewer lines;

- 1.3.1.6. Reporting of spills and discharges of untreated or inadequately treated wastes, including measures taken to clean up the effects of such discharges; and
- 1.3.1.7. Maintenance, replacement, and surveillance of physical condition of equipment and facilities, including any sewer lines.
- 1.3.2. **Spill Prevention Plan.** The Discharger shall maintain a Spill Prevention Plan to prevent accidental discharges and to minimize the effects of any such discharges. The Spill Prevention Plan shall do the following:
  - 1.3.2.1. Identify the possible sources of accidental discharge, untreated or partially-treated waste bypass, and polluted drainage;
  - 1.3.2.2. State when current facilities and procedures became operational and evaluate their effectiveness; and
  - 1.3.2.3. Predict the effectiveness of any proposed facilities and procedures and provide an implementation schedule with interim and final dates when the proposed facilities and procedures will be constructed, implemented, or operational.

**1.4. Proper Operation and Maintenance** – Supplement to Attachment D, Provision 1.4

- 1.4.1. **Operation and Maintenance Manual.** The Discharger shall maintain an Operation and Maintenance Manual to provide the plant and regulatory personnel with a source of information describing all equipment, recommended operational strategies, process control monitoring, and maintenance activities. To remain a useful and relevant document, the Operation and Maintenance Manual shall be kept updated to reflect significant changes in treatment facility equipment and operational practices. The Operation and Maintenance Manual shall be maintained in usable condition and be available for reference and use by all relevant personnel and Regional Water Board staff.
- 1.4.2. **Wastewater Facilities Status Report.** The Discharger shall maintain a Wastewater Facilities Status Report and regularly review, revise, or update it, as necessary. This report shall document how the Discharger operates and maintains its wastewater collection, treatment, and disposal facilities to ensure that all facilities are adequately staffed, supervised, financed, operated, maintained, repaired, and upgraded as necessary to provide adequate and reliable transport, treatment, and disposal of all wastewater from both existing and planned future wastewater sources under the Discharger's service responsibilities.
- 1.4.3. **Proper Supervision and Operation of Publicly Owned Treatment Works (POTWs).** POTWs shall be supervised and operated by persons possessing

certificates of appropriate grade pursuant to Title 23, section 3680, of the California Code of Regulations.

**1.5. Property Rights – Not Supplemented**

**1.6. Inspection and Entry – Not Supplemented**

**1.7. Bypass – Not Supplemented**

**1.8. Upset – Not Supplemented**

**1.9. Other – Addition to Attachment D**

- 1.9.1. The treatment of pollutants shall not create nuisance as defined by California Water Code section 13050.
- 1.9.2. Collection, treatment, storage, and disposal systems shall be operated in a manner that precludes public contact with wastewater. If public contact with wastewater could reasonably occur on public property, warning signs shall be posted.
- 1.9.3. If the Discharger submits a timely and complete Report of Waste Discharge for permit reissuance, this permit shall continue in force and effect until the permit is reissued or the Regional Water Board rescinds the permit.

**2. STANDARD PROVISIONS – PERMIT ACTION – NOT SUPPLEMENTED**

**3. STANDARD PROVISIONS – MONITORING**

**3.1. Sampling and Analyses – Supplement to Attachment D, Provisions 3.1 and 3.2**

- 3.1.1. **Certified Laboratories.** Water and waste analyses shall be performed by a laboratory certified for these analyses in accordance with California Water Code section 13176.
- 3.1.2. **Minimum Levels.** For the 126 priority pollutants, the Discharger should use the analytical methods listed in Table B unless the Monitoring and Reporting Program (MRP, Attachment E) requires a particular method or minimum level (ML). All monitoring instruments and equipment shall be properly calibrated and maintained to ensure accuracy of measurements.
- 3.1.3. **Monitoring Frequency.** The MRP specifies the minimum sampling and analysis schedule.
  - 3.1.3.1. **Sample Collection Timing**
    - 3.1.3.1.1. The Discharger shall collect influent samples on varying days selected at random and shall not include any plant recirculation or other sidestream



wastes, unless otherwise stipulated in the MRP. The Executive Officer may approve an alternative influent sampling plan if it is representative of plant influent and complies with all other permit requirements.

- 3.1.3.1.2. The Discharger shall collect effluent samples on days coincident with influent sampling, unless otherwise stipulated by the MRP. If influent sampling is not required, the Discharger shall collect effluent samples on varying days selected at random, unless otherwise stipulated in the MRP. The Executive Officer may approve an alternative effluent sampling plan if it is representative of plant discharge and in compliance with all other permit requirements.
- 3.1.3.1.3. The Discharger shall collect effluent grab samples during periods of daytime maximum peak flows (or peak flows through secondary treatment units for facilities that recycle effluent).
- 3.1.3.1.4. Effluent sampling for conventional pollutants shall occur on at least one day of any multiple-day bioassay the MRP requires. During the course of the bioassay, on at least one day, the Discharger shall collect and retain samples of the discharge. In the event that a bioassay result does not comply with effluent limitations, the Discharger shall analyze the retained samples for pollutants that could be toxic to aquatic life and for which it has effluent limitations.
- 3.1.3.1.4.1. The Discharger shall perform bioassays on final effluent samples; when chlorine is used for disinfection, bioassays shall be performed on effluent after chlorination and dechlorination; and
- 3.1.3.1.4.2. The Discharger shall analyze for total ammonia nitrogen and calculate the amount of un ionized ammonia whenever test results fail to meet effluent limitations.

### 3.1.3.2. **Conditions Triggering Accelerated Monitoring**

- 3.1.3.2.1. **Average Monthly Effluent Limitation Exceedance.** If the results from two consecutive samples of a constituent monitored in a particular month exceed the average monthly effluent limitation for any parameter (or if the required sampling frequency is once per month or less and the monthly sample exceeds the average monthly effluent limitation), the Discharger shall, within 24 hours after the results are received, increase its sampling frequency to daily until the results from the additional sampling show that the parameter complies with the average monthly effluent limitation.
- 3.1.3.2.2. **Maximum Daily Effluent Limitation Exceedance.** If a sample result exceeds a maximum daily effluent limitation, the Discharger shall, within 24 hours after the result is received, increase its sampling frequency to

daily until the results from two samples collected on consecutive days show compliance with the maximum daily effluent limitation.

- 3.1.3.2.3. **Acute Toxicity.** If final or intermediate results of an acute bioassay indicate a violation or threatened violation (e.g., the percentage of surviving test organisms of any single acute bioassay is less than 70 percent), the Discharger shall initiate a new test as soon as practical or as described in applicable State Water Board plan provisions that become effective after adoption of these Regional Standard Provisions. The Discharger shall investigate the cause of the mortalities and report its findings in the next self-monitoring report.
- 3.1.3.2.4. **Chlorine.** The Discharger shall calibrate chlorine residual analyzers against grab samples as frequently as necessary to maintain accurate control and reliable operation. If an effluent violation is detected, the Discharger shall collect grab samples at least every 30 minutes until compliance with the limitation is achieved, unless the Discharger monitors chlorine residual continuously. In such cases, the Discharger shall continue to conduct continuous monitoring.
- 3.1.3.2.5. **Bypass.** Except as indicated below, if a Discharger bypasses any portion of its treatment facility, it shall monitor flows and collect samples at affected discharge points and analyze samples for all constituents with effluent limitations on a daily basis for the duration of the bypass. The Discharger need not accelerate chronic toxicity monitoring. The Discharger also need not collect and analyze samples for mercury, dioxin-TEQ, and PCBs after the first day of the bypass. The Discharger may satisfy the accelerated acute toxicity monitoring requirement by conducting a flow-through test or static renewal test that captures the duration of the bypass (regardless of the method specified in the MRP). If bypassing disinfection units only, the Discharger shall only monitor bacteria indicators daily.
- 3.1.3.2.5.1. **Bypass for Essential Maintenance.** If a Discharger bypasses a treatment unit for essential maintenance pursuant to Attachment D section 1.7.2, the Executive Officer may reduce the accelerated monitoring requirements above if the Discharger (i) monitors effluent at affected discharge points on the first day of the bypass for all constituents with effluent limitations, except chronic toxicity; and (ii) identifies and implements measures to ensure that the bypass will continue to comply with effluent limitations.
- 3.1.3.2.5.2. **Approved Wet Weather Bypasses.** If a Discharger bypasses a treatment unit or permitted outfall during wet weather with Executive Officer approval pursuant to Attachment D section 1.7.4, the Discharger shall monitor flows and collect and retain samples for affected

discharge points on a daily basis for the duration of the bypass. The Discharger shall analyze daily for TSS using 24 hour composites (or more frequent increments) and for bacteria indicators with effluent limitations using grab samples. If TSS exceeds 45 mg/L in any composite sample, the Discharger shall also analyze daily the retained samples for all other constituents with effluent limitations, except oil and grease, mercury, PCBs, dioxin-TEQ, and acute and chronic toxicity. Additionally, at least once each year, the Discharger shall analyze the retained samples for one approved bypass for all other constituents with effluent limitations, except oil and grease, mercury, PCBs, dioxin-TEQ, and acute and chronic toxicity. This monitoring shall be in addition to the minimum monitoring specified in the MRP.

### 3.2. Standard Observations – Addition to Attachment D

3.2.1. **Receiving Water Observations.** The following requirements only apply when the MRP requires standard observations of receiving waters. Standard observations shall include the following:

- 3.2.1.1. **Floating and Suspended Materials (e.g., oil, grease, algae, and other macroscopic particulate matter)** — presence or absence, source, and size of affected area.
- 3.2.1.2. **Discoloration and Turbidity** — color, source, and size of affected area.
- 3.2.1.3. **Odor** — presence or absence, characterization, source, and distance of travel.
- 3.2.1.4. **Beneficial Water Use** — estimated number of water-associated waterfowl or wildlife, fisherpeople, and other recreational activities.
- 3.2.1.5. **Hydrographic Condition** — time and height of high and low tides (corrected to nearest National Oceanic and Atmospheric Administration location for the sampling date and time).
- 3.2.1.6. **Weather Conditions** — wind direction, air temperature, and total precipitation during five days prior to observation.

3.2.2. **Wastewater Effluent Observations.** The following requirements only apply when the MRP requires standard observations of wastewater effluent. Standard observations shall include the following:

- 3.2.2.1. **Floating and Suspended Material of Wastewater Origin** (e.g., oil, grease, algae, and other macroscopic particulate matter) — presence or absence.
- 3.2.2.2. **Odor** — presence or absence, characterization, source, distance of travel, and wind direction.

3.2.3. **Beach and Shoreline Observations.** The following requirements only apply when the MRP requires standard observations of beaches or shorelines. Standard observations shall include the following:

3.2.3.1. **Material of Wastewater Origin** — presence or absence, description of material, estimated size of affected area, and source.

3.2.3.2. **Beneficial Use** — estimate of number of people participating in recreational water contact, non-water contact, and fishing activities.

3.2.4. **Waste Treatment and/or Disposal Facility Periphery Observations.** The following requirements only apply when the MRP requires standard observations of the periphery of waste treatment or disposal facilities. Standard observations shall include the following:

3.2.4.1. **Odor** — presence or absence, characterization, source, and distance of travel.

3.2.4.2. **Weather Conditions** — wind direction and estimated velocity.

#### 4. STANDARD PROVISIONS – RECORDS

##### 4.1. Records to be Maintained – Supplement to Attachment D, Provision 4.1

The Discharger shall maintain records in a manner and at a location (e.g., the wastewater treatment plant or the Discharger's offices) such that the records are accessible to Regional Water Board staff. The minimum retention period specified in Attachment D, Provision IV, shall be extended during the course of any unresolved litigation regarding permit-related discharges, or when requested by Regional Water Board or U.S. EPA, Region IX, staff.

A copy of the permit shall be maintained at the discharge facility and be available at all times to operating personnel.

##### 4.2. Records of Monitoring – Supplement to Attachment D, Provision 4.2

Monitoring records shall include the following:

4.2.1. **Analytical Information.** Records shall include analytical method detection limits, minimum levels, reporting levels, and related quantification parameters.

4.2.2. **Disinfection Process.** For the disinfection process, records shall include the following:

4.2.2.1. For bacteriological analyses:

4.2.2.1.1. Wastewater flow rate at the time of sample collection; and

- 4.2.2.1.2. Required statistical parameters for cumulative bacterial values (e.g., moving median or geometric mean for the number of samples or sampling period identified in the MRP).
- 4.2.2.2. For the chlorination process (when chlorine is used for disinfection), at least daily average values for the following:
  - 4.2.2.2.1. Chlorine residual of treated wastewater as it enters the chlorine contact basin (mg/L);
  - 4.2.2.2.2. Chlorine dosage (kg/day); and
  - 4.2.2.2.3. Dechlorination chemical dosage (kg/day).
- 4.2.3. **Wastewater Treatment Process Solids.** For each treatment unit process that involves solids removal from the wastewater stream, records shall include the following:
  - 4.2.3.1. Total volume or mass of solids removed from each collection unit (e.g., grit, skimmings, undigested biosolids, or combination) for each calendar month or other time period as appropriate, but not to exceed annually; and
  - 4.2.3.2. Final disposition of such solids (e.g., landfill, other subsequent treatment unit).
- 4.2.4. **Treatment Process Bypasses.** For all treatment process bypasses, including wet weather blending, records shall include the following:
  - 4.2.4.1. Chronological log of treatment process bypasses;
  - 4.2.4.2. Identification of treatment processes bypassed;
  - 4.2.4.3. Beginning and ending dates and times of bypasses;
  - 4.2.4.4. Bypass durations;
  - 4.2.4.5. Estimated bypass volumes; and
  - 4.2.4.6. Description of, or reference to other reports describing, the bypasses, their cause, the corrective actions taken (except for wet weather blending explicitly approved within the permit and in compliance with any related permit conditions), and any additional monitoring conducted.
- 4.2.5. **Treatment Plant Spills.** The Discharger shall retain a chronological log of spills at the treatment plant, including the headworks and all units and appurtenances downstream, and records supporting the information provided in accordance with Provision 5.5.2, below.

#### **4.3. Claims of Confidentiality – Not Supplemented**

### **5. STANDARD PROVISIONS – REPORTING**

#### **5.1. Duty to Provide Information – Not Supplemented**

#### **5.2. Signatory and Certification Requirements – Not Supplemented**

#### **5.3. Monitoring Reports – Supplement to Attachment D, Provision 5.3**

**5.3.1. Self-Monitoring Reports.** For each reporting period established in the MRP, the Discharger shall submit a self-monitoring report to the Regional Water Board in accordance with the requirements listed in the MRP and below:

**5.3.1.1. Transmittal Letter.** Each self-monitoring report shall be submitted with a transmittal letter that includes the following:

- 5.3.1.1.1. Identification of all violations of effluent limitations or other waste discharge requirements found during the reporting period;
- 5.3.1.1.2. Details regarding the violations, such as parameters, magnitude, test results, frequency, and dates;
- 5.3.1.1.3. Causes of the violations;
- 5.3.1.1.4. Corrective actions taken or planned to resolve violations and prevent recurrences, and dates or time schedules for implementation (the Discharger may refer to previously submitted reports that address the corrective actions);
- 5.3.1.1.5. Explanation for any data invalidation. Data should not be submitted in a self-monitoring report if it does not meet quality assurance/quality control standards. However, if the Discharger wishes to invalidate a measurement after submitting it in a self-monitoring report, the Discharger shall identify the measurement suspected to be invalid and state the Discharger's intent to submit, within 60 days, a formal request to invalidate the measurement. The formal request shall include the original measurement in question, the reason for invalidating the measurement, all relevant documentation that supports invalidation (e.g., laboratory sheet, log entry, test results), and a discussion of the corrective actions taken or planned (with a time schedule for completion) to prevent recurrence of the sampling or measurement problem;
- 5.3.1.1.6. Description of blending, if any. If the Discharger blends, it shall describe the duration of blending events and certify whether the blending complied with all conditions for blending;

- 5.3.1.1.7. Description of other bypasses, if any. If the Discharger bypasses any treatment units (other than blending), it shall describe the duration of the bypasses and effluent quality during those times; and
- 5.3.1.1.8. Signature. The transmittal letter shall be signed in accordance with Attachment D, Provision 5.2.
- 5.3.1.2. **Compliance Evaluation Summary.** Each self-monitoring report shall include a compliance evaluation summary that addresses each parameter for which the permit specifies effluent limitations, the number of samples taken during the monitoring period, and the number of samples that exceed the effluent limitations.
- 5.3.1.3. **More Frequent Monitoring.** If the Discharger monitors any pollutant more frequently than required by the MRP, the Discharger shall include the results of such monitoring in the calculation and reporting of the data submitted in the self-monitoring report.
- 5.3.1.4. **Analysis Results**
  - 5.3.1.4.1. **Tabulation.** Each self-monitoring report shall include tabulations of all required analyses and observations, including parameters, dates, times, sample stations, types of samples, test results, method detection limits, method minimum levels, and method reporting levels (if applicable), signed by the laboratory director or other responsible official.
  - 5.3.1.4.2. **Multiple Samples.** Unless the MRP specifies otherwise, when determining compliance with effluent limitations (other than instantaneous effluent limitations) and more than one sample result is available, the Discharger shall compute the arithmetic mean. If the data set contains one or more results that are “Detected, but Not Quantified (DNQ) or “Not Detected” (ND), the Discharger shall instead compute the median in accordance with the following procedure:
    - 5.3.1.4.2.1. The data set shall be ranked from low to high, reported ND determinations lowest, DNQ determinations next, followed by quantified values (if any). The order of the individual ND or DNQ determinations is unimportant.
    - 5.3.1.4.2.2. The median of the data set shall be determined. If the data set has an odd number of data points, the median is the middle value. If the data set has an even number of data points, the median is the average of the two values around the middle, unless one or both of these values is ND or DNQ, in which case the median shall be the lower of the two results (where DNQ is lower than a quantified value and ND is lower than DNQ).

**5.3.1.4.3. Duplicate Samples.** The Discharger shall report the average of duplicate sample analyses when reporting for a single sample result (or the median if one or more of the duplicates is DNQ or ND [see Provision 5.3.1.4.2, above]). For bacteria indicators, the Discharger shall report the geometric mean of the duplicate analyses.

**5.3.1.4.4. Dioxin-TEQ.** The Discharger shall report for each dioxin and furan congener the analytical results of effluent monitoring, including the reporting level, the method detection limit, and the measured concentration. The Discharger shall report all measured values of individual congeners, including data qualifiers. When calculating dioxin-TEQ, the Discharger shall set congener concentrations below the minimum levels (MLs) to zero. The Discharger shall calculate and report dioxin-TEQ using the following formula, where the MLs, toxicity equivalency factors (TEFs), and bioaccumulation equivalency factors (BEFs) are as provided in Table A:

$$\text{Dioxin-TEQ} = \sum (C_x \times \text{TEF}_x \times \text{BEF}_x)$$

where:  $C_x$  = measured or estimated concentration of congener x  
 $\text{TEF}_x$  = toxicity equivalency factor for congener x  
 $\text{BEF}_x$  = bioaccumulation equivalency factor for congener x

**Table A**  
**Minimum Levels, Toxicity Equivalency Factors,**  
**and Bioaccumulation Equivalency Factors**

Dioxin or Furan Congener	Minimum Level (pg/L)	2005 Toxicity Equivalency Factor (TEF)	Bioaccumulation Equivalency Factor (BEF)
2,3,7,8-TCDD	10	1.0	1.0
1,2,3,7,8-PeCDD	50	1.0	0.9
1,2,3,4,7,8-HxCDD	50	0.1	0.3
1,2,3,6,7,8-HxCDD	50	0.1	0.1
1,2,3,7,8,9-HxCDD	50	0.1	0.1
1,2,3,4,6,7,8-HpCDD	50	0.01	0.05
OCDD	100	0.0003	0.01
2,3,7,8-TCDF	10	0.1	0.8
1,2,3,7,8-PeCDF	50	0.03	0.2
2,3,4,7,8-PeCDF	50	0.3	1.6
1,2,3,4,7,8-HxCDF	50	0.1	0.08
1,2,3,6,7,8-HxCDF	50	0.1	0.2
1,2,3,7,8,9-HxCDF	50	0.1	0.6
2,3,4,6,7,8-HxCDF	50	0.1	0.7
1,2,3,4,6,7,8-HpCDF	50	0.01	0.01
1,2,3,4,7,8,9-HpCDF	50	0.01	0.4
OCDF	100	0.0003	0.02



- 5.3.1.5. **Results Not Yet Available.** The Discharger shall make all reasonable efforts to obtain analytical data for required parameter sampling in a timely manner. Certain analyses may require additional time to complete analytical processes and report results. In these cases, the Discharger shall describe the circumstances in the self-monitoring report and include the data for these parameters and relevant discussions of any violations in the next self-monitoring report due after the results are available.
- 5.3.1.6. **Annual Self-Monitoring Reports.** By the date specified in the MRP, the Discharger shall submit an annual self-monitoring report covering the previous calendar year. The report shall contain the following:
- 5.3.1.6.1. Comprehensive discussion of treatment plant performance, including documentation of any blending or other bypass events, and compliance with the permit. This discussion shall include any corrective actions taken or planned, such as changes to facility equipment or operation practices that may be needed to achieve compliance, and any other actions taken or planned that are intended to improve the performance and reliability of wastewater collection, treatment, or disposal practices;
  - 5.3.1.6.2. List of approved analyses, including the following:
    - 5.3.1.6.2.1. List of analyses for which the Discharger is certified;
    - 5.3.1.6.2.2. List of analyses performed for the Discharger by a separate certified laboratory (copies of reports signed by the laboratory director of that laboratory need not be submitted but shall be retained onsite); and
    - 5.3.1.6.2.3. List of “waived” analyses, as approved;
  - 5.3.1.6.3. Plan view drawing or map showing the Discharger’s facility, flow routing, and sampling and observation station locations; and
  - 5.3.1.6.4. Results of facility report reviews. The Discharger shall regularly review, revise, and update, as necessary, the Operation and Maintenance Manual, Contingency Plan, Spill Prevention Plan, and Wastewater Facilities Status Report so these documents remain useful and relevant to current practices. At a minimum, reviews shall be conducted annually. The Discharger shall describe or summarize its review and evaluation procedures, recommended or planned actions, and estimated time schedule for implementing these actions. The Discharger shall complete changes to these documents to ensure that they remain up-to-date.

#### **5.4. Compliance Schedules – Not Supplemented**

## **5.5. Twenty-Four Hour Reporting – Supplement to Attachment D, Provision 5.5**

### **5.5.1. Oil or Other Hazardous Material Spills**

- 5.5.1.1. Within 24 hours of becoming aware of a spill of oil or other hazardous material not contained onsite and completely cleaned up, the Discharger shall report as follows:
  - 5.5.1.1.1. If the spill exceeds reportable quantities for hazardous materials listed in 40 C.F.R. part 302, the Discharger shall call the California Office of Emergency Services (800 852-7550).
  - 5.5.1.1.2. If the spill does not exceed reportable quantities for hazardous materials listed in 40 C.F.R., part 302, the Discharger shall call the Regional Water Board (510-622-2369).
- 5.5.1.2. The Discharger shall submit a written report to the Regional Water Board within five working days following either of the above telephone notifications unless directed otherwise by Regional Water Board staff. A report submitted electronically is acceptable. The written report shall include the following:
  - 5.5.1.2.1. Date and time of spill, and duration if known;
  - 5.5.1.2.2. Location of spill (street address or description of location);
  - 5.5.1.2.3. Nature of material spilled;
  - 5.5.1.2.4. Quantity of material spilled;
  - 5.5.1.2.5. Receiving water body affected, if any;
  - 5.5.1.2.6. Cause of spill;
  - 5.5.1.2.7. Estimated size of affected area;
  - 5.5.1.2.8. Observed impacts to receiving waters (e.g., oil sheen, fish kill, water discoloration);
  - 5.5.1.2.9. Corrective actions taken to contain, minimize, or clean up the spill;
  - 5.5.1.2.10. Future corrective actions planned to prevent recurrence, and implementation schedule; and
  - 5.5.1.2.11. Persons or agencies notified.

### 5.5.2. **Unauthorized Municipal Wastewater Treatment Plant Discharges**<sup>1</sup>

5.5.2.1. **Two-Hour Notification.** For any unauthorized discharge that enters a drainage channel or surface water, the Discharger shall, as soon as possible, but not later than two hours after becoming aware of the discharge, notify the California Office of Emergency Services (800-852-7550) and the local health officer or director of environmental health with jurisdiction over the affected water body. Notification shall include the following:

- 5.5.2.1.1. Incident description and cause;
- 5.5.2.1.2. Location of threatened or involved waterways or storm drains;
- 5.5.2.1.3. Date and time that the unauthorized discharge started;
- 5.5.2.1.4. Estimated quantity and duration of the unauthorized discharge (to the extent known), and estimated amount recovered;
- 5.5.2.1.5. Level of treatment prior to discharge (e.g., raw wastewater, primary-treated wastewater, or undisinfected secondary-treated wastewater); and
- 5.5.2.1.6. Identity of person reporting the unauthorized discharge.

5.5.2.2. **Five-Day Written Report.** Within five business days following the two-hour notification, the Discharger shall submit a written report that includes, in addition to the information listed in Provision 5.5.2.1, above, the following:

- 5.5.2.2.1. Methods used to delineate the geographical extent of the unauthorized discharge within receiving waters;
- 5.5.2.2.2. Efforts implemented to minimize public exposure to the unauthorized discharge;
- 5.5.2.2.3. Visual observations of the impacts (if any) noted in the receiving waters (e.g., fish kill, discoloration of receiving water) and extent of sampling if conducted;
- 5.5.2.2.4. Corrective measures taken to minimize the impact of the unauthorized discharge;

---

<sup>1</sup> California Code of Regulations, Title 23, section 2250(b), defines an unauthorized discharge to be a discharge, not regulated by waste discharge requirements, of treated, partially-treated, or untreated wastewater resulting from the intentional or unintentional diversion of wastewater from a collection, treatment, or disposal system.

- 5.5.2.2.5. Measures to be taken to minimize the potential for a similar unauthorized discharge in the future;
- 5.5.2.2.6. Summary of Spill Prevention Plan or Operation and Maintenance Manual modifications to be made, if necessary, to minimize the potential for future unauthorized discharges; and
- 5.5.2.2.7. Quantity and duration of the unauthorized discharge, and the amount recovered.

**5.6. Planned Changes – Not Supplemented**

**5.7. Anticipated Noncompliance – Not Supplemented**

**5.8. Other Noncompliance – Not Supplemented**

**5.9. Other Information – Not Supplemented**

**6. STANDARD PROVISIONS – ENFORCEMENT – NOT SUPPLEMENTED**

**7. ADDITIONAL PROVISIONS – NOTIFICATION LEVELS – NOT SUPPLEMENTED**

**8. DEFINITIONS – ADDITION TO ATTACHMENT D**

More definitions can be found in Attachment A of this NPDES Permit.

**8.1. Arithmetic Calculations**

- 8.1.1. **Geometric Mean.** The antilog of the log mean or the back-transformed mean of the logarithmically transformed variables, which is equivalent to the multiplication of the antilogarithms. The geometric mean can be calculated with either of the following equations:

$$\text{Geometric Mean} = \text{Anti log } (1/N \sum \text{Log } C_i)$$

or

$$\text{Geometric Mean} = (C_1 \times C_2 \times \dots \times C_N)^{1/N}$$

Where “N” is the number of data points for the period analyzed and “C” is the concentration for each of the “N” data points.

- 8.1.2. **Mass Emission Rate.** The rate of discharge expressed in mass. The mass emission rate is obtained from the following calculation for any calendar day:

$$\text{Mass emission rate (lb/day)} = \frac{8.345}{N} \sum_{i=1}^N Q_i C_i$$

$$\text{Mass emission rate (kg/day)} = \frac{3.785}{N} \sum_{i=1}^N Q_i C_i$$

In which “N” is the number of samples analyzed in any calendar day and “Q<sub>i</sub>” and “C<sub>i</sub>” are the flow rate (MGD) and the constituent concentration (mg/L) associated with each of the “N” grab samples that may be taken in any calendar day. If a composite sample is taken, “C<sub>i</sub>” is the concentration measured in the composite sample and “Q<sub>i</sub>” is the average flow rate occurring during the period over which the samples are composited. The daily concentration of a constituent measured over any calendar day shall be determined from the flow weighted average of the same constituent in the combined waste streams as follows:

$$C_d = \text{Average daily concentration} = \frac{1}{Q_t} \sum_{i=1}^N Q_i C_i$$

In which “N” is the number of component waste streams and “Q” and “C” are the flow rate (MGD) and the constituent concentration (mg/L) associated with each of the “N” waste streams. “Q<sub>t</sub>” is the total flow rate of the combined waste streams.

- 8.1.3. **Removal Efficiency.** The ratio of pollutants removed by the treatment facilities to pollutants entering the treatment facilities (expressed as a percentage). The Discharger shall determine removal efficiencies using monthly averages (by calendar month unless otherwise specified) of pollutant concentration of influent and effluent samples collected at about the same time and using the following equation (or its equivalent):

$$\text{Removal Efficiency (\%)} = 100 \times [1 - (\text{Effluent Concentration} / \text{Influent Concentration})]$$

- 8.2. **Blending** – the practice of bypassing biological treatment units and recombining the bypass wastewater with biologically-treated wastewater.
- 8.3. **Composite Sample** – a sample composed of individual grab samples collected manually or by an automatic sampling device on the basis of time or flow as specified in the MRP. For flow-based composites, the proportion of each grab sample included in the composite sample shall be within plus or minus five percent (+/-5%) of the representative flow of the waste stream being measured at the time of grab sample collection. Alternatively, equal volume grab samples may be individually analyzed with the flow-weighted average calculated by averaging flow-weighted ratios of each grab sample analytical result. Grab samples comprising time-based composite samples shall be collected at intervals not greater than those specified in the MRP. The quantity of each grab sample comprising a time-

based composite sample shall be a set of flow proportional volumes as specified in the MRP. If a particular time-based or flow-based composite sampling protocol is not specified in the MRP, the Discharger shall determine and implement the most representative protocol.

- 8.4. Duplicate Sample** – a second sample taken from the same source and at the same time as an initial sample (such samples are typically analyzed identically to measure analytical variability).
- 8.5. Grab Sample** – an individual sample collected during a short period not exceeding 15 minutes. Grab samples represent only the condition that exists at the time the sample is collected.
- 8.6. Overflow** – the intentional or unintentional spilling or forcing out of untreated or partially-treated waste from a transport system (e.g., through manholes, at pump stations, or at collection points) upstream of the treatment plant headworks or from any part of a treatment plant.
- 8.7. Priority Pollutants** – those constituents referred to in 40 C.F.R. part 122 as promulgated in the Federal Register, Vol. 65, No. 97, Thursday, May 18, 2000, also known as the California Toxics Rule.
- 8.8. Untreated waste** – raw wastewater.

**Table B**  
**List of Monitoring Parameters, Analytical Methods, and Minimum Levels (µg/L)<sup>[1]</sup>**

CTR No.	Pollutant / Parameter	Analytical Method <sup>[2]</sup>	GC	GC MS	LC	Color	FAA	GFAA	ICP	ICP MS	SPGF AA	HYD RIDE	CVAA	DCP
1	Antimony	204.2	-	-	-	-	10	5	50	0.5	5	0.5	-	1000
2	Arsenic	206.3	-	-	-	20	-	2	10	2	2	1	-	1000
3	Beryllium	-	-	-	-	-	20	0.5	2	0.5	1	-	-	1000
4	Cadmium	200 or 213	-	-	-	-	10	0.5	10	0.25	0.5	-	-	1000
5a	Chromium (III)	SM 3500	-	-	-	-	-	-	-	-	-	-	-	-
5b	Chromium (VI)	SM 3500	-	-	-	10	5	-	-	-	-	-	-	1000
	Chromium (total) <sup>[3]</sup>	SM 3500	-	-	-	-	50	2	10	0.5	1	-	-	1000
6	Copper	200.9	-	-	-	-	25	5	10	0.5	2	-	-	1000
7	Lead	200.9	-	-	-	-	20	5	5	0.5	2	-	-	10,000
8	Mercury	1631 <sup>[4]</sup>	-	-	-	-	-	-	-	-	-	-	-	-
9	Nickel	249.2	-	-	-	-	50	5	20	1	5	-	-	1000
10	Selenium	200.8 or SM 3114B or C	-	-	-	-	-	5	10	2	5	1	-	1000
11	Silver	272.2	-	-	-	-	10	1	10	0.25	2	-	-	1000
12	Thallium	279.2	-	-	-	-	10	2	10	1	5	-	-	1000
13	Zinc	200 or 289	-	-	-	-	20	-	20	1	10	-	-	-
14	Cyanide	SM 4500 CN <sup>-</sup> C or I	-	-	-	5	-	-	-	-	-	-	-	-
15	Asbestos (only required for dischargers to MUN waters) <sup>[5]</sup>	100.2 <sup>[6]</sup>	-	-	-	-	-	-	-	-	-	-	-	-
16	2,3,7,8-TCDD and 17 congeners (Dioxin)	1613	-	-	-	-	-	-	-	-	-	-	-	-
17	Acrolein	603	2.0	5	-	-	-	-	-	-	-	-	-	-
18	Acrylonitrile	603	2.0	2	-	-	-	-	-	-	-	-	-	-
19	Benzene	602	0.5	2	-	-	-	-	-	-	-	-	-	-
33	Ethylbenzene	602	0.5	2	-	-	-	-	-	-	-	-	-	-
39	Toluene	602	0.5	2	-	-	-	-	-	-	-	-	-	-
20	Bromoform	601	0.5	2	-	-	-	-	-	-	-	-	-	-
21	Carbon Tetrachloride	601	0.5	2	-	-	-	-	-	-	-	-	-	-

CTR No.	Pollutant / Parameter	Analytical Method <sup>[2]</sup>	GC	GC MS	LC	Color	FAA	GFAA	ICP	ICP MS	SPGF AA	HYD RIDE	CVAA	DCP
22	Chlorobenzene	601	0.5	2	-	-	-	-	-	-	-	-	-	-
23	Chlorodibromomethane	601	0.5	2	-	-	-	-	-	-	-	-	-	-
24	Chloroethane	601	0.5	2	-	-	-	-	-	-	-	-	-	-
25	2-Chloroethylvinyl Ether	601	1	1	-	-	-	-	-	-	-	-	-	-
26	Chloroform	601	0.5	2	-	-	-	-	-	-	-	-	-	-
75	1,2-Dichlorobenzene	601	0.5	2	-	-	-	-	-	-	-	-	-	-
76	1,3-Dichlorobenzene	601	0.5	2	-	-	-	-	-	-	-	-	-	-
77	1,4-Dichlorobenzene	601	0.5	2	-	-	-	-	-	-	-	-	-	-
27	Dichlorobromomethane	601	0.5	2	-	-	-	-	-	-	-	-	-	-
28	1,1-Dichloroethane	601	0.5	1	-	-	-	-	-	-	-	-	-	-
29	1,2-Dichloroethane	601	0.5	2	-	-	-	-	-	-	-	-	-	-
30	1,1-Dichloroethylene or 1,1-Dichloroethene	601	0.5	2	-	-	-	-	-	-	-	-	-	-
31	1,2-Dichloropropane	601	0.5	1	-	-	-	-	-	-	-	-	-	-
32	1,3-Dichloropropylene or 1,3-Dichloropropene	601	0.5	2	-	-	-	-	-	-	-	-	-	-
34	Methyl Bromide or Bromomethane	601	1.0	2	-	-	-	-	-	-	-	-	-	-
35	Methyl Chloride or Chloromethane	601	0.5	2	-	-	-	-	-	-	-	-	-	-
36	Methylene Chloride or Dichloromethane	601	0.5	2	-	-	-	-	-	-	-	-	-	-
37	1,1,2,2-Tetrachloroethane	601	0.5	1	-	-	-	-	-	-	-	-	-	-
38	Tetrachloroethylene	601	0.5	2	-	-	-	-	-	-	-	-	-	-
40	1,2-Trans-Dichloroethylene	601	0.5	1	-	-	-	-	-	-	-	-	-	-
41	1,1,1-Trichloroethane	601	0.5	2	-	-	-	-	-	-	-	-	-	-
42	1,1,2-Trichloroethane	601	0.5	2	-	-	-	-	-	-	-	-	-	-
43	Trichloroethene	601	0.5	2	-	-	-	-	-	-	-	-	-	-
44	Vinyl Chloride	601	0.5	2	-	-	-	-	-	-	-	-	-	-
45	2-Chlorophenol	604	2	5	-	-	-	-	-	-	-	-	-	-
46	2,4-Dichlorophenol	604	1	5	-	-	-	-	-	-	-	-	-	-



CTR No.	Pollutant / Parameter	Analytical Method <sup>[2]</sup>	GC	GC MS	LC	Color	FAA	GFAA	ICP	ICP MS	SPGF AA	HYD RIDE	CVAA	DCP
47	2,4-Dimethylphenol	604	1	2	-	-	-	-	-	-	-	-	-	-
48	2-Methyl-4,6-Dinitrophenol or Dinitro-2-methylphenol	604	10	5	-	-	-	-	-	-	-	-	-	-
49	2,4-Dinitrophenol	604	5	5	-	-	-	-	-	-	-	-	-	-
50	2-Nitrophenol	604	-	10	-	-	-	-	-	-	-	-	-	-
51	4-Nitrophenol	604	5	10	-	-	-	-	-	-	-	-	-	-
52	3-Methyl-4-Chlorophenol	604	5	1	-	-	-	-	-	-	-	-	-	-
53	Pentachlorophenol	604	1	5	-	-	-	-	-	-	-	-	-	-
54	Phenol	604	1	1	-	50	-	-	-	-	-	-	-	-
55	2,4,6-Trichlorophenol	604	10	10	-	-	-	-	-	-	-	-	-	-
56	Acenaphthene	610 HPLC	1	1	0.5	-	-	-	-	-	-	-	-	-
57	Acenaphthylene	610 HPLC	-	10	0.2	-	-	-	-	-	-	-	-	-
58	Anthracene	610 HPLC	-	10	2	-	-	-	-	-	-	-	-	-
60	Benzo(a)Anthracene or 1,2 Benzanthracene	610 HPLC	10	5	-	-	-	-	-	-	-	-	-	-
61	Benzo(a)Pyrene	610 HPLC	-	10	2	-	-	-	-	-	-	-	-	-
62	Benzo(b) Fluoranthene or 3,4 Benzofluoranthene	610 HPLC	-	10	10	-	-	-	-	-	-	-	-	-
63	Benzo(ghi)Perylene	610 HPLC	-	5	0.1	-	-	-	-	-	-	-	-	-
64	Benzo(k)Fluoranthene	610 HPLC	-	10	2	-	-	-	-	-	-	-	-	-
74	Dibenzo(a,h)Anthracene	610 HPLC	-	10	0.1	-	-	-	-	-	-	-	-	-
86	Fluoranthene	610 HPLC	10	1	0.05	-	-	-	-	-	-	-	-	-
87	Fluorene	610 HPLC	-	10	0.1	-	-	-	-	-	-	-	-	-
92	Indeno(1,2,3-cd)Pyrene	610 HPLC	-	10	0.05	-	-	-	-	-	-	-	-	-
100	Pyrene	610 HPLC	-	10	0.05	-	-	-	-	-	-	-	-	-
68	Bis(2-Ethylhexyl)Phthalate	606 or 625	10	5	-	-	-	-	-	-	-	-	-	-
70	Butylbenzyl Phthalate	606 or 625	10	10	-	-	-	-	-	-	-	-	-	-
79	Diethyl Phthalate	606 or 625	10	2	-	-	-	-	-	-	-	-	-	-
80	Dimethyl Phthalate	606 or 625	10	2	-	-	-	-	-	-	-	-	-	-
81	Di-n-Butyl Phthalate	606 or 625	-	10	-	-	-	-	-	-	-	-	-	-
84	Di-n-Octyl Phthalate	606 or 625	-	10	-	-	-	-	-	-	-	-	-	-

CTR No.	Pollutant / Parameter	Analytical Method <sup>[2]</sup>	GC	GC MS	LC	Color	FAA	GFAA	ICP	ICP MS	SPGF AA	HYD RIDE	CVAA	DCP
59	Benzidine	625	-	5	-	-	-	-	-	-	-	-	-	-
65	Bis(2-Chloroethoxy)Methane	625	-	5	-	-	-	-	-	-	-	-	-	-
66	Bis(2-Chloroethyl)Ether	625	10	1	-	-	-	-	-	-	-	-	-	-
67	Bis(2-Chloroisopropyl) Ether	625	10	2	-	-	-	-	-	-	-	-	-	-
69	4-Bromophenyl Phenyl Ether	625	10	5	-	-	-	-	-	-	-	-	-	-
71	2-Chloronaphthalene	625	-	10	-	-	-	-	-	-	-	-	-	-
72	4-Chlorophenyl Phenyl Ether	625	-	5	-	-	-	-	-	-	-	-	-	-
73	Chrysene	625	-	10	5	-	-	-	-	-	-	-	-	-
78	3,3'-Dichlorobenzidine	625	-	5	-	-	-	-	-	-	-	-	-	-
82	2,4-Dinitrotoluene	625	10	5	-	-	-	-	-	-	-	-	-	-
83	2,6-Dinitrotoluene	625	-	5	-	-	-	-	-	-	-	-	-	-
85	1,2-Diphenylhydrazine <sup>[7]</sup>	625	-	1	-	-	-	-	-	-	-	-	-	-
88	Hexachlorobenzene	625	5	1	-	-	-	-	-	-	-	-	-	-
89	Hexachlorobutadiene	625	5	1	-	-	-	-	-	-	-	-	-	-
90	Hexachlorocyclopentadiene	625	5	5	-	-	-	-	-	-	-	-	-	-
91	Hexachloroethane	625	5	1	-	-	-	-	-	-	-	-	-	-
93	Isophorone	625	10	1	-	-	-	-	-	-	-	-	-	-
94	Naphthalene	625	10	1	0.2	-	-	-	-	-	-	-	-	-
95	Nitrobenzene	625	10	1	-	-	-	-	-	-	-	-	-	-
96	N-Nitrosodimethylamine	625	10	5	-	-	-	-	-	-	-	-	-	-
97	N-Nitrosodi-n-Propylamine	625	10	5	-	-	-	-	-	-	-	-	-	-
98	N-Nitrosodiphenylamine	625	10	1	-	-	-	-	-	-	-	-	-	-
99	Phenanthrene	625	-	5	0.05	-	-	-	-	-	-	-	-	-
101	1,2,4-Trichlorobenzene	625	1	5	-	-	-	-	-	-	-	-	-	-
102	Aldrin	608	0.005	-	-	-	-	-	-	-	-	-	-	-
103	α-BHC	608	0.01	-	-	-	-	-	-	-	-	-	-	-
104	β-BHC	608	0.005	-	-	-	-	-	-	-	-	-	-	-
105	γ-BHC (Lindane)	608	0.02	-	-	-	-	-	-	-	-	-	-	-
106	δ-BHC	608	0.005	-	-	-	-	-	-	-	-	-	-	-
107	Chlordane	608	0.1	-	-	-	-	-	-	-	-	-	-	-

CTR No.	Pollutant / Parameter	Analytical Method <sup>[2]</sup>	GC	GC MS	LC	Color	FAA	GFAA	ICP	ICP MS	SPGF AA	HYD RIDE	CVAA	DCP
108	4,4'-DDT	608	0.01	-	-	-	-	-	-	-	-	-	-	-
109	4,4'-DDE	608	0.05	-	-	-	-	-	-	-	-	-	-	-
110	4,4'-DDD	608	0.05	-	-	-	-	-	-	-	-	-	-	-
111	Dieldrin	608	0.01	-	-	-	-	-	-	-	-	-	-	-
112	Endosulfan (alpha)	608	0.02	-	-	-	-	-	-	-	-	-	-	-
113	Endosulfan (beta)	608	0.01	-	-	-	-	-	-	-	-	-	-	-
114	Endosulfan Sulfate	608	0.05	-	-	-	-	-	-	-	-	-	-	-
115	Endrin	608	0.01	-	-	-	-	-	-	-	-	-	-	-
116	Endrin Aldehyde	608	0.01	-	-	-	-	-	-	-	-	-	-	-
117	Heptachlor	608	0.01	-	-	-	-	-	-	-	-	-	-	-
118	Heptachlor Epoxide	608	0.01	-	-	-	-	-	-	-	-	-	-	-
119-125	PCBs: Aroclors 1016, 1221, 1232, 1242, 1248, 1254, 1260	608	0.5	-	-	-	-	-	-	-	-	-	-	-
126	Toxaphene	608	0.5	-	-	-	-	-	-	-	-	-	-	-

Footnotes:

- <sup>[1]</sup> Minimum levels are from the *State Implementation Policy*. They are the concentration of the lowest calibration standard for that technique based on a survey of contract laboratories. Laboratory techniques are defined as follows: GC = Gas Chromatography; GCMS = Gas Chromatography/Mass Spectrometry; LC = High Pressure Liquid Chromatography; Color = Colorimetric; FAA = Flame Atomic Absorption; GFAA = Graphite Furnace Atomic Absorption; ICP = Inductively Coupled Plasma; ICPMS = Inductively Coupled Plasma/Mass Spectrometry; SPGFAA = Stabilized Platform Graphite Furnace Atomic Absorption (i.e., U.S. EPA 200.9); Hydride = Gaseous Hydride Atomic Absorption; CVAA = Cold Vapor Atomic Absorption; DCP = Direct Current Plasma.
- <sup>[2]</sup> The suggested method is the U.S. EPA Method unless otherwise specified (SM = Standard Methods). The Discharger may use another U.S. EPA-approved or recognized method if that method has a level of quantification below the applicable water quality objective. Where no method is suggested, the Discharger has the discretion to use any standard method.
- <sup>[3]</sup> Analysis for total chromium may be substituted for analysis of chromium (III) and chromium (VI) if the concentration measured is below the lowest hexavalent chromium criterion (11 ug/l).
- <sup>[4]</sup> The Discharger shall use ultra-clean sampling (U.S. EPA Method 1669) and ultra-clean analytical methods (U.S. EPA Method 1631) for mercury monitoring. The minimum level for mercury is 2 ng/l (or 0.002 ug/l).
- <sup>[5]</sup> MUN = Municipal and Domestic Supply. This designation, if applicable, is in the Findings of the permit.
- <sup>[6]</sup> Determination of Asbestos Structures over 10 [micrometers] in Length in Drinking Water Using MCE Filters, U.S. EPA 600/R-94-134, June 1994.
- <sup>[7]</sup> Detected as azobenzene

## ATTACHMENT H– PRETREATMENT REQUIREMENTS

### Contents

<b>ATTACHMENT H – PRETREATMENT REQUIREMENTS .....</b>	<b>H-2</b>
<b>APPENDIX H-1: REQUIREMENTS FOR PRETREATMENT ANNUAL REPORTS.....</b>	<b>H-4</b>
1. COVER SHEET .....	H-4
2. INTRODUCTION.....	H-4
3. DEFINITIONS .....	H-5
4. DISCUSSION OF UPSET, INTERFERENCE AND PASS THROUGH .....	H-5
5. INFLUENT, EFFLUENT AND BIOSOLIDS MONITORING RESULTS.....	H-5
6. INSPECTION, SAMPLING AND ENFORCEMENT PROGRAMS .....	H-6
7. UPDATED LIST OF REGULATED SIUS.....	H-6
8. SIU (CATEGORICAL AND NON-CATEGORICAL) COMPLIANCE ACTIVITIES .....	H-7
9. BASELINE MONITORING REPORT UPDATE.....	H-9
10. PRETREATMENT PROGRAM CHANGES .....	H-9
11. PRETREATMENT PROGRAM BUDGET .....	H-10
12. PUBLIC PARTICIPATION SUMMARY .....	H-10
13. BIOSOLIDS STORAGE AND DISPOSAL PRACTICE.....	H-10
14. OTHER POLLUTANT REDUCTION ACTIVITIES .....	H-10
15. OTHER SUBJECTS.....	H-10
16. PERMIT COMPLIANCE SYSTEM (PCS) DATA ENTRY FORM .....	H-10
<b>APPENDIX H-2: REQUIREMENTS FOR JANUARY-JUNE PRETREATMENT SEMIANNUAL REPORT .....</b>	<b>H-12</b>
1. INFLUENT, EFFLUENT AND BIOSOLIDS MONITORING .....	H-12
2. SIGNIFICANT INDUSTRIAL USER (SIU) COMPLIANCE STATUS .....	H-12
3. DISCHARGER’S COMPLIANCE WITH PRETREATMENT PROGRAM REQUIREMENTS.....	H-13
<b>APPENDIX H-3: SIGNATURE REQUIREMENTS FOR PRETREATMENT ANNUAL AND SEMIANNUAL REPORTS.....</b>	<b>H-14</b>
<b>APPENDIX H-4: REQUIREMENTS FOR INFLUENT, EFFLUENT AND BIOSOLIDS MONITORING H-15</b>	
1. REDUCTION OF MONITORING FREQUENCY.....	H-15
2. INFLUENT AND EFFLUENT MONITORING .....	H-15
3. BIOSOLIDS MONITORING.....	H-16

## **ATTACHMENT H – PRETREATMENT REQUIREMENTS**

- 1.** The Discharger shall be responsible and liable for the performance of all Control Authority pretreatment requirements contained in 40 C.F.R. 403, including any regulatory revisions to Part 403. Where a Part 403 revision is promulgated after the effective date of the Discharger's permit and places mandatory actions upon the Discharger as Control Authority but does not specify a timetable for completion of the actions, the Discharger shall complete the required actions within six months from the issuance date of this permit or six months from the effective date of the Part 403 revisions, whichever comes later.

(If the Discharger cannot complete the required actions within the above six-month period due to the need to process local adoption of sewer use ordinance modifications or other substantial pretreatment program modifications, the Discharger shall notify the Executive Officer in writing at least 60 days prior to the six-month deadline. The written notification shall include a summary of completed required actions, an explanation for why the six month deadline cannot be met, and a proposed timeframe to complete the rest of the required actions as soon as practical but not later than within twelve months of the issuance date of this permit or twelve months of the effective date of the Part 403 revisions, whichever comes later. The Executive Officer will notify the Discharger in writing within 30 days of receiving the request if the extension is not approved.)

The United States Environmental Protection Agency (U.S. EPA), the State and/or other appropriate parties may initiate enforcement action against a nondomestic user for noncompliance with applicable standards and requirements as provided in the Clean Water Act (Act).

- 2.** The Discharger shall enforce the requirements promulgated under Sections 307(b), 307(c), 307(d) and 402(b) of the Act with timely, appropriate and effective enforcement actions. The Discharger shall cause nondomestic users subject to Federal Categorical Standards to achieve compliance no later than the date specified in those requirements or, in the case of a new nondomestic user, upon commencement of the discharge.
- 3.** The Discharger shall perform the pretreatment functions as required in 40 C.F.R. 403 and amendments or modifications thereto including, but not limited to:
  - 3.1.** Implement the necessary legal authorities to fully implement the pretreatment regulations as provided in 40 C.F.R. 403.8(f)(1);
  - 3.2.** Implement the programmatic functions as provided in 40 C.F.R. 403.8(f)(2);
  - 3.3.** Publish an annual list of nondomestic users in significant noncompliance as provided per 40 C.F.R. 403.8(f)(2)(viii);

- 3.4.** Provide for the requisite funding and personnel to implement the pretreatment program as provided in 40 C.F.R. 403.8(f)(3); and
- 3.5.** Enforce the national pretreatment standards for prohibited discharges and categorical standards as provided in 40 C.F.R. 403.5 and 403.6, respectively.
- 4.** The Discharger shall submit annually a report to U.S. EPA Region 9, the State Water Board and the Regional Water Board describing its pretreatment program activities over the previous calendar year. In the event that the Discharger is not in compliance with any conditions or requirements of the Pretreatment Program, the Discharger shall also include the reasons for noncompliance and a plan and schedule for achieving compliance. The report shall contain, but is not limited to, the information specified in Appendix H-1 entitled, "Requirements for Pretreatment Annual Reports." The annual report is due each year on February 28.
- 5.** The Discharger shall submit a pretreatment semiannual report to U.S. EPA Region 9, the State Water Board and the Regional Water Board describing the status of its significant industrial users (SIUs). The report shall contain, but is not limited to, information specified in Appendix H-2 entitled, "Requirements for Pretreatment Semiannual Reports." The semiannual report is due July 31 for the period January through June. The information for the period July through December of each year shall be included in the Annual Report identified in Appendix H-1. The Executive Officer may exempt the Discharger from the semiannual reporting requirements on a case by case basis subject to State Water Board and U.S. EPA's comment and approval.
- 6.** The Discharger shall conduct the monitoring of its treatment plant's influent, effluent, and sludge (biosolids) as described in Appendix H-4 entitled, "Requirements for Influent, Effluent and Sludge (Biosolids) Monitoring." (The term "biosolids," as used in this Attachment, shall have the same meaning as wastewater treatment plant "sludge" and will be used from this point forward.) The Discharger shall evaluate the results of the sampling and analysis during the preparation of the semiannual and annual reports to identify any trends. Signing the certification statement used to transmit the reports shall be deemed to certify the Discharger has completed this data evaluation. A tabulation of the data shall be included in the pretreatment annual report as specified in Appendix H 4. The Executive Officer may require more or less frequent monitoring on a case by case basis.

## **APPENDIX H-1: REQUIREMENTS FOR PRETREATMENT ANNUAL REPORTS**

The Pretreatment Annual Report is due each year on February 28 and shall contain activities conducted during the previous calendar year. The purpose of the Annual Report is to:

- Describe the status of the Discharger's pretreatment program; and
- Report on the effectiveness of the program, as determined by comparing the results of the preceding year's program implementation.

The report shall contain, at a minimum, the following information:

### **1. Cover Sheet**

The cover sheet shall include:

- 1.1. The name(s) and National Pollutant Discharge Elimination System (NPDES) permit number(s) of the Discharger(s) that is part of the Pretreatment Program;
- 1.2. The name, address and telephone number of a pretreatment contact person;
- 1.3. The period covered in the report;
- 1.4. A statement of truthfulness; and
- 1.5. The dated signature of a principal executive officer, ranking elected official, or other duly authorized employee who is responsible for overall operation of the publicly-owned treatment works (POTW) (40 C.F.R. 403.12(m)).

### **2. Introduction**

This section shall include:

- 2.1. Any pertinent background information related to the Discharger and/or the nondomestic user base of the area;
- 2.2. List of applicable interagency agreements used to implement the Discharger's pretreatment program (e.g., Memoranda of Understanding (MOU) with satellite sanitary sewer systems); and
- 2.3. A status summary of the tasks required by a Pretreatment Compliance Inspection (PCI), Pretreatment Compliance Audit (PCA), Cleanup and Abatement Order (CAO), or other pretreatment-related enforcement actions required by the Regional Water Board or the U.S. EPA. A more detailed discussion can be referenced and included in the section entitled, "Program Changes," if needed.

### **3. Definitions**

This section shall include a list of key terms and their definitions that the Discharger uses to describe or characterize elements of its pretreatment program, or the Discharger may provide a reference to its website if the applicable definitions are available on-line.

### **4. Discussion of Upset, Interference and Pass Through**

This section shall include a discussion of Upset, Interference or Pass Through incidents, if any, at the Discharger's treatment plant(s) that the Discharger knows of or suspects were caused by nondomestic user discharges. Each incident shall be described, at a minimum, consisting of the following information:

- 4.1. A description of what occurred;
- 4.2. A description of what was done to identify the source;
- 4.3. The name and address of the nondomestic user responsible;
- 4.4. The reason(s) why the incident occurred;
- 4.5. A description of the corrective actions taken; and
- 4.6. An examination of the local and federal discharge limits and requirements for the purposes of determining whether any additional limits or changes to existing requirements may be necessary to prevent other Upset, Interference or Pass Through incidents.

### **5. Influent, Effluent and Biosolids Monitoring Results**

The Discharger shall evaluate the influent, effluent and biosolids monitoring results as specified in Appendix H-4 in preparation of this report. The Discharger shall retain the analytical laboratory reports with the Quality Assurance and Quality Control (QA/QC) data validation and make these reports available upon request.

This section shall include:

- 5.1. Description of the sampling procedures and an analysis of the results (see Appendix H-4 for specific requirements);
- 5.2. Tabular summary of the compounds detected (compounds measured above the detection limit for the analytical method used) for the monitoring data generated during the reporting year as specified in Appendix H-4;
- 5.3. Discussion of the investigation findings into any contributing sources of the compounds that exceed NPDES limits; and



- 5.4.** Graphical representation of the influent and effluent metal monitoring data for the past five years with a discussion of any trends.

## **6. Inspection, Sampling and Enforcement Programs**

This section shall include at a minimum the following information:

- 6.1.** Inspections: Summary of the inspection program (e.g., criteria for determining the frequency of inspections and inspection procedures);
- 6.2.** Sampling Events: Summary of the sampling program (e.g., criteria for determining the frequency of sampling and chain of custody procedures); and
- 6.3.** Enforcement: Summary of Enforcement Response Plan (ERP) implementation including dates for adoption, last revision and submission to the Regional Water Board.

## **7. Updated List of Regulated SIUs**

This section shall contain a list of all of the federal categories that apply to SIUs regulated by the Discharger. The specific categories shall be listed including the applicable 40 C.F.R. subpart and section, and pretreatment standards (both maximum and average limits). Local limits developed by the Discharger shall be presented in a table including the applicability of the local limits to SIUs. If local limits do not apply uniformly to SIUs, specify the applicability in the tables listing the categorical industrial users (CIUs) and non-categorical SIUs. Tables developed in Sections 7A and 7B can be used to present or reference this information.

- 7.1.** CIUs - Include a table that alphabetically lists the CIUs regulated by the Discharger as of the end of the reporting period. This list shall include:
- 7.1.1. Name;
- 7.1.2. Address;
- 7.1.3. Applicable federal category(ies);
- 7.1.4. Reference to the location where the applicable Federal Categorical Standards are presented in the report;
- 7.1.5. Identify all deletions and additions keyed to the list submitted in the previous annual report. All deletions shall be briefly explained (e.g., closure, name change, ownership change, reclassification, declassification); and
- 7.1.6. Information, calculations and data used to determine the limits for those CIUs for which a combined waste stream formula is applied.

**7.2.** Non-categorical SIUs - Include a table that alphabetically lists the SIUs not subject to any federal categorical standards that were regulated by the Discharger as of the end of the reporting period. This list shall include:

- 7.2.1. Name;
- 7.2.2. Address;
- 7.2.3. A brief description of the type of business;
- 7.2.4. Identify all deletions and additions keyed to the list submitted in the previous annual report. All deletions shall be briefly explained (e.g., closure, name change, ownership change, reclassification, declassification); and
- 7.2.5. Indicate the applicable discharge limits (e.g., different from local limits) to which the SIUs are subject and reference to the location where the applicable limits (e.g., local discharge limits) are presented in the report.

## **8. SIU (categorical and non-categorical) Compliance Activities**

The information required in this section may be combined in the table developed in Section 7 above.

**8.1. Inspection and Sampling Summary:** This section shall contain a summary of all the SIU inspections and sampling activities conducted by the Discharger and sampling activities conducted by the SIU over the reporting year to gather information and data regarding SIU compliance. The summary shall include:

- 8.1.1. The number of inspections and sampling events conducted for each SIU by the Discharger;
- 8.1.2. The number of sampling events conducted by the SIU. Identify SIUs that are operating under an approved Total Toxic Organic Management Plan;
- 8.1.3. The quarters in which the above activities were conducted; and
- 8.1.4. The compliance status of each SIU, delineated by quarter, and characterized using all applicable descriptions as given below:
  - 8.1.4.1. Consistent compliance;
  - 8.1.4.2. Inconsistent compliance;
  - 8.1.4.3. Significant noncompliance;
  - 8.1.4.4. On a compliance schedule to achieve compliance (include the date final compliance is required);

8.1.4.5. Not in compliance and not on a compliance schedule; and

8.1.4.6. Compliance status unknown, and why not.

**8.2. Enforcement Summary:** This section shall contain a summary of SIU compliance and enforcement activities during the reporting year. The summary may be included in the summary table developed in section 8A and shall include the names and addresses of all SIUs affected by the actions identified below. For each notice specified in enforcement action 8.2.1 through 8.2.4, indicate whether it was for an infraction of a federal or local standard/limit or requirement.

8.2.1. Warning letters or notices of violations regarding SIUs' apparent noncompliance with or violation of any federal pretreatment categorical standards and/or requirements, or local limits and/or requirements;

8.2.2. Administrative Orders regarding the SIUs' apparent noncompliance with or violation of any federal pretreatment categorical standards and/or requirements, or local limits and/or requirements;

8.2.3. Civil actions regarding the SIUs' apparent noncompliance with or violation of any federal pretreatment categorical standards and/or requirements, or local limits and/or requirements;

8.2.4. Criminal actions regarding the SIUs' apparent noncompliance with or violation of any federal pretreatment categorical standards and/or requirements, or local limits and/or requirements;

8.2.5. Assessment of monetary penalties. Identify the amount of penalty in each case and reason for assessing the penalty;

8.2.6. Order to restrict/suspend discharge to the Discharger; and

8.2.7. Order to disconnect the discharge from entering the Discharger.

**8.3. July-December Semiannual Data:** For SIU violations/noncompliance during the semiannual reporting period from July 1 through December 31, provide the following information:

8.3.1. Name and facility address of the SIU;

8.3.2. Indicate if the SIU is subject to Federal Categorical Standards; if so, specify the category including the subpart that applies;

8.3.3. For SIUs subject to Federal Categorical Standards, indicate if the violation is of a categorical or local standard;

8.3.4. Indicate the compliance status of the SIU for the two quarters of the reporting period; and

8.3.5. For violations/noncompliance identified in the reporting period, provide:

8.3.5.1. The date(s) of violation(s);

8.3.5.2. The parameters and corresponding concentrations exceeding the limits and the discharge limits for these parameters; and

8.3.5.3. A brief summary of the noncompliant event(s) and the steps that are being taken to achieve compliance.

## **9. Baseline Monitoring Report Update**

This section shall provide a list of CIUs added to the pretreatment program since the last annual report. This list of new CIUs shall summarize the status of the respective Baseline Monitoring Reports (BMR). The BMR must contain the information specified in 40 C.F.R. 403.12(b). For each new CIU, the summary shall indicate when the BMR was due; when the CIU was notified by the Discharger of this requirement; when the CIU submitted the report; and/or when the report is due.

## **10. Pretreatment Program Changes**

This section shall contain a description of any significant changes in the Pretreatment Program during the past year including, but not limited to:

10.1. Legal authority;

10.2. Local limits;

10.3. Monitoring/ inspection program and frequency;

10.4. Enforcement protocol;

10.5. Program's administrative structure;

10.6. Staffing level;

10.7. Resource requirements;

10.8. Funding mechanism;

10.9. If the manager of the Discharger's pretreatment program changed, a revised organizational chart shall be included; and

10.10. If any element(s) of the program is in the process of being modified, this intention shall also be indicated.

## **11. Pretreatment Program Budget**

This section shall present the budget spent on the Pretreatment Program. The budget, either by the calendar or fiscal year, shall show the total expenses required to implement the pretreatment program. A brief discussion of the source(s) of funding shall be provided. In addition, the Discharger shall make available upon request specific details on its pretreatment program expense amounts such as for personnel, equipment, and chemical analyses.

## **12. Public Participation Summary**

This section shall include a copy of the public notice as required in 40 C.F.R. 403.8(f)(2)(viii). If a notice was not published, the reason shall be stated.

## **13. Biosolids Storage and Disposal Practice**

This section shall describe how treated biosolids are stored and ultimately disposed. If a biosolids storage area is used, it shall be described in detail including its location, containment features and biosolids handling procedures.

## **14. Other Pollutant Reduction Activities**

This section shall include a brief description of any programs the Discharger implements to reduce pollutants from nondomestic users that are not classified as SIUs. If the Discharger submits any of this program information in an Annual Pollution Prevention Report, reference to this other report shall satisfy this reporting requirement.

## **15. Other Subjects**

Other information related to the Pretreatment Program that does not fit into any of the above categories should be included in this section.

## **16. Permit Compliance System (PCS) Data Entry Form**

The annual report shall include the PCS Data Entry Form. This form shall summarize the enforcement actions taken against SIUs in the past year. This form shall include the following information:

- 16.1. Discharger's name,
- 16.2. NPDES Permit number,
- 16.3. Period covered by the report,
- 16.4. Number of SIUs in significant noncompliance (SNC) that are on a pretreatment compliance schedule,

- 16.5. Number of notices of violation and administrative Orders issued against SIUs,
- 16.6. Number of civil and criminal judicial actions against SIUs,
- 16.7. Number of SIUs that have been published as a result of being in SNC, and
- 16.8. Number of SIUs from which penalties have been collected.

## **APPENDIX H-2: REQUIREMENTS FOR JANUARY-JUNE PRETREATMENT SEMIANNUAL REPORT**

The pretreatment semiannual report is due on July 31 for pretreatment program activities conducted from January through June unless an exception has been granted by the Regional Water Board's Executive Officer (e.g., pretreatment programs without any SIUs may qualify for an exception to the pretreatment semiannual report). Pretreatment activities conducted from July through December of each year shall be included in the Pretreatment Annual Report as specified in Appendix H-1. The pretreatment semiannual report shall contain, at a minimum the following information:

### **1. Influent, Effluent and Biosolids Monitoring**

The influent, effluent and biosolids monitoring results shall be evaluated in preparation of this report. The Discharger shall retain analytical laboratory reports with the QA/QC data validation and make these reports available upon request. The Discharger shall also make available upon request a description of its influent, effluent and biosolids sampling procedures. Violations of any parameter that exceed NPDES limits shall be identified and reported. The contributing source(s) of the parameters that exceed NPDES limits shall be investigated and discussed.

### **2. Significant Industrial User (SIU) Compliance Status**

This section shall contain a list of all SIUs that were not in consistent compliance with all pretreatment standards/limits or requirements for the reporting period. For the reported SIUs, the compliance status for the previous semiannual reporting period shall be included. Once the SIU has determined to be out of compliance, the SIU shall be included in subsequent reports until consistent compliance has been achieved. A brief description detailing the actions that the SIU undertook to come back into compliance shall be provided.

For each SIU on the list, the following information shall be provided:

- 2.1.** Name and facility address of the SIU;
- 2.2.** Indicate if the SIU is subject to Federal Categorical Standards; if so, specify the category including the subpart that applies;
- 2.3.** For SIUs subject to Federal Categorical Standards, indicate if the violation is of a categorical or local standard;
- 2.4.** Indicate the compliance status of the SIU for the two quarters of the reporting period; and
- 2.5.** For violations/noncompliance identified in the reporting period, provide:
  - 2.5.1.** The date(s) of violation(s);

- 2.5.2. The parameters and corresponding concentrations exceeding the limits and the discharge limits for these parameters; and
- 2.5.3. A brief summary of the noncompliant event(s) and the steps that are being taken to achieve compliance.

### **3. Discharger's Compliance with Pretreatment Program Requirements**

This section shall contain a discussion of the Discharger's compliance status with the Pretreatment Program Requirements as indicated in the latest Pretreatment Compliance Audit (PCA) Report or Pretreatment Compliance Inspection (PCI) Report. It shall contain a summary of the following information:

- 3.1. Date of latest PCA or PCI report;
- 3.2. Date of the Discharger's response;
- 3.3. List of unresolved issues; and
- 3.4. Plan(s) and schedule for resolving the remaining issues.



**APPENDIX H-3:  
SIGNATURE REQUIREMENTS  
FOR PRETREATMENT ANNUAL AND SEMIANNUAL REPORTS**

The pretreatment annual and semiannual reports shall be signed by a principal executive officer, ranking elected official, or other duly authorized employee who is responsible for the overall operation of the Discharger (POTW - 40 C.F.R. section 403.12[m]). Signed copies of the reports shall be submitted to the State Water Board and the Regional Water Board through the electronic self-monitoring report (eSMR) module of the California Integrated Water Quality System (CIWQS). Signed copies of the reports shall also be submitted electronically to U.S. EPA at [R9Pretreatment@epa.gov](mailto:R9Pretreatment@epa.gov) or as instructed otherwise.

## **APPENDIX H-4: REQUIREMENTS FOR INFLUENT, EFFLUENT AND BIOSOLIDS MONITORING**

The Discharger shall conduct sampling of its treatment plant's influent, effluent and biosolids at the frequency shown in the pretreatment requirements table of the Monitoring and Reporting Program (MRP, Attachment E). When sampling periods coincide, one set of test results, reported separately, may be used for those parameters that are required to be monitored by both the influent and effluent monitoring requirements of the MRP and the Pretreatment Program. The Pretreatment Program monitoring reports as required in Appendices H-1 and H-2 shall be transmitted to the Pretreatment Program Coordinator.

### **1. Reduction of Monitoring Frequency**

The minimum frequency of Pretreatment Program influent, effluent, and biosolids monitoring shall be dependent on the number of SIUs identified in the Discharger's Pretreatment Program as indicated in Table H-1.

**Table H-1. Minimum Frequency of Pretreatment Program Monitoring**

<b>Number of SIUs</b>	<b>Minimum Frequency</b>
< 5	Once every five years
> 5 and < 50	Once every year
> 50	Twice per year

If the Discharger's required monitoring frequency is greater than the minimum specified in Table H-1, the Discharger may request a reduced monitoring frequency for that constituent(s) as part of its application for permit reissuance if it meets the following criteria:

The monitoring data for the constituent(s) consistently show non-detect (ND) levels for the effluent monitoring and very low (i.e., near ND) levels for influent and biosolids monitoring for a minimum of eight previous years' worth of data.

The Discharger's request shall include tabular summaries of the data and a description of the trends in the industrial, commercial, and residential customers in the Discharger's service area that demonstrate control over the sources of the constituent(s). The Regional Water Board may grant a reduced monitoring frequency in the reissued permit after considering the information provided by the Discharger and any other relevant information.

### **2. Influent and Effluent Monitoring**

The Discharger shall monitor for the parameters using the required sampling and test methods listed in the pretreatment table of the MRP. Any test method substitutions must have received prior written Executive Officer approval. Influent and effluent sampling locations shall be the same as those sites specified in the MRP.

The influent and effluent samples should be taken at staggered times to account for treatment plant detention time. Appropriately staggered sampling is considered consistent with the requirement for collection of effluent samples coincident with influent samples in Section 3.1.3.1.2 of Attachment G. All samples must be representative of daily operations. Sampling and analysis shall be performed in accordance with the techniques prescribed in 40 C.F.R. 136 and amendments thereto. For effluent monitoring, the reporting limits for the individual parameters shall be at or below the minimum levels (MLs) as stated in the Policy for Implementation of Toxics Standards for Inland Surface Waters, Enclosed Bays, and Estuaries of California (2000) [also known as the State Implementation Policy (SIP)]; any revisions to the MLs shall be adhered to. If a parameter does not have a stated ML, then the Discharger shall conduct the analysis using the lowest commercially available and reasonably achievable detection levels.

The following report elements should be used to submit the influent and effluent monitoring results. A similarly structured format may be used but will be subject to Regional Water Board approval. The monitoring reports shall be submitted with the Pretreatment Annual Report identified in Appendix H-1.

- 2.1.** Sampling Procedures, Sample Dechlorination, Sample Compositing, and Data Validation (applicable quality assurance/quality control) shall be performed in accordance with the techniques prescribed in 40 C.F.R. 136 and amendments thereto. The Discharger shall make available upon request its sampling procedures including methods of dechlorination, compositing, and data validation.
- 2.2.** A tabulation of the test results for the detected parameters shall be provided.
- 2.3.** Discussion of Results – The report shall include a complete discussion of the test results for the detected parameters. If any pollutants are detected in sufficient concentration to upset, interfere or pass through plant operations, the type of pollutant(s) and potential source(s) shall be noted, along with a plan of action to control, eliminate, and/or monitor the pollutant(s). Any apparent generation and/or destruction of pollutants attributable to chlorination/dechlorination sampling and analysis practices shall be noted.

### **3. Biosolids Monitoring**

Biosolids should be sampled in a manner that will be representative of the biosolids generated from the influent and effluent monitoring events except as noted in 3.3 below. The same parameters required for influent and effluent analysis shall be included in the biosolids analysis. The biosolids analyzed shall be a composite sample of the biosolids for final disposal consisting of:

- 3.1.** Biosolids lagoons – 20 grab samples collected at representative equidistant intervals (grid pattern) and composited as a single grab, or

- 3.2. Dried stockpile – 20 grab samples collected at various representative locations and depths and composited as a single grab, or
- 3.3. Dewatered biosolids - daily composite of 4 representative grab samples each day for 5 days taken at equal intervals during the daily operating shift taken from (a) the dewatering units or (b) each truckload, and combined into a single 5-day composite.

The U.S. EPA manual, POTW Sludge Sampling and Analysis Guidance Document, August 1989, containing detailed sampling protocols specific to biosolids is recommended as a guidance for sampling procedures. The U.S. EPA manual Analytical Methods of the National Sewage Sludge Survey, September 1990, containing detailed analytical protocols specific to biosolids, is recommended as a guidance for analytical methods.

In determining if the biosolids are a hazardous waste, the Discharger shall adhere to Article 2, "Criteria for Identifying the Characteristics of Hazardous Waste," and Article 3, "Characteristics of Hazardous Waste," of Title 22, California Code of Regulations, sections 66261.10 to 66261.24 and all amendments thereto.

The following report elements should be used to submit the biosolids monitoring results. A similarly structured form may be used but will be subject to Regional Water Board approval. The results shall be submitted with the Pretreatment Annual Report identified in Appendix H-1.

- Sampling Procedures and Data Validation (applicable quality assurance/quality control) shall be performed in accordance with the techniques prescribed in 40 C.F.R. 136 and amendments thereto. The Discharger shall make available upon request its biosolids sampling procedures and data validation methods.
- Test Results – Tabulate the test results for the detected parameters and include the percent solids.
- Discussion of Results – Include a complete discussion of test results for the detected parameters. If the detected pollutant(s) is reasonably deemed to have an adverse effect on biosolids disposal, a plan of action to control, eliminate, and/or monitor the pollutant(s) and the known or potential source(s) shall be included. Any apparent generation and/or destruction of pollutants attributable to chlorination/dechlorination sampling and analysis practices shall be noted.

The Discharger shall also provide a summary table presenting any influent, effluent or biosolids monitoring data for non-priority pollutants that the Discharger believes may be causing or contributing to interference, pass through or adversely impacting biosolids quality.