



State Water  
Resources  
Control Board

# ANNUAL REPORT

## CLEAN WATER STATE REVOLVING FUND

State Fiscal Year 2024-25

Prepared by

DIVISION OF FINANCIAL ASSISTANCE

---

State Water Resources Control Board  
State of California



# MISSION | VISION

## Statements

To preserve, enhance, and restore the quality of California's water resources and drinking water for the protection of the environment, public health, and all beneficial uses, and to ensure proper water resource allocation and efficient use, for the benefit of present and future generations.

A sustainable California made possible by clean water and water availability for both human uses and environmental resource protection.



# About the State and Regional Water Boards

---

The State Water Resources Control Board (State Water Board) was created in 1967. Its comprehensive authority over allocation, planning, and enforcement enables the State Water Board to protect California's water quality and drinking water.

The State Water Board consists of five full-time salaried members, each filling a different specialty position. Each Board member is appointed to a four-year term by the Governor and confirmed by the Senate. The State Water Board is also composed of six divisions that support its water quality missions, including the Division of Financial Assistance and the Division of Drinking Water.

There are also nine Regional Water Quality Control Boards (Regional Water Boards). The Regional Water Boards develop and enforce water quality objectives and implement plans that protect the beneficial uses of the state's waters, recognizing local differences in climate, topography, geology, and hydrology.

Each Regional Water Board has seven part-time members, also appointed by the Governor, and confirmed by the Senate. Regional Water Boards develop "basin plans" for their hydrologic areas, issue waste discharge permits, take enforcement action against violators, and monitor water quality.

# State Water Resources Control Board Members and Executive Director

---

## E. Joaquin Esquivel, Chair



E. Joaquin Esquivel was appointed to the State Water Resources Control Board by Governor Jerry Brown in March 2017, designated by Governor Gavin Newsom as Chair in February 2019, and reappointed to the board by Governor Newsom in 2021 and 2025. Previously, he served as Assistant Secretary for federal water policy at the California Natural Resources Agency in the Governor's Washington, D.C. office, where he facilitated the development of policy priorities between the agency, the Governor's Office, the California Congressional delegation, and federal stakeholder agencies.

For more than eight years prior to that, Joaquin worked for U.S. Senator Barbara Boxer of California, most recently as her legislative assistant covering the agriculture, Native American, water, oceans, and nutrition portfolios, in addition to being the director of Information and Technology.

He was born and raised in California's Coachella Valley. He holds a BA from the University of California, Santa Barbara in English.

---

## Dorene D'Adamo, Vice Chair



Dorene D'Adamo was appointed to the State Water Resources Control Board in 2013 and reappointed by Governor Newsom in 2022. She serves as Vice-Chair and as a member with experience in the field of water supply and water quality relating to irrigated agriculture. Ms. D'Adamo is on the Board of the California Partnership for the San Joaquin Valley and previously served on the Valley Coalition for UC Merced's Medical School and on the Governor's Drought Task Force. She was a member of the California Air Resources Board from 1999-2013 under the Brown, Schwarzenegger and Davis Administrations, where she was instrumental in the board's air quality and climate change programs and regulations.

Ms. D'Adamo served in various capacities for Members of Congress from the San Joaquin Valley over a 20-year period, working primarily on environmental, water and agricultural legislative policy.

Ms. D'Adamo earned a Bachelor of Arts degree from the University of California at Davis and a Juris Doctor from the University of the Pacific, McGeorge School of Law.

---

### Sean Maguire



Sean Maguire was appointed to the State Water Resources Control Board in December 2018 by Governor Brown and is a registered civil engineer. Mr. Maguire has had a diverse career both in public service and as an engineering consultant, which provides a valuable perspective of the administrative challenges facing a government agency and the needs of a broad array of water interests.

From 2015-2018, Mr. Maguire worked for the State Water Resources Control Board as a manager of the Storm Water Grant Program in the Division of Financial Assistance, and later as a manager in the Division of Water Rights where he oversaw administration of water right change petitions, licensing, and cannabis cultivation permitting. Prior to joining the Board, from 2003-2015, he worked for an engineering consulting firm serving a variety of municipalities and water agencies throughout the state, focused on water resources planning, drinking water, and wastewater infrastructure projects. Much of his work revolved around integrated water management and developing long term water supply solutions to meet the needs of both water users and the environment.

Mr. Maguire has a Bachelor of Science in Civil Engineering from California State University, Sacramento.

---

### Laurel Firestone



Laurel Firestone was appointed to the State Water Resources Control Board in 2019 and reappointed by Governor Newsom in February 2023. Prior to joining the Board, Laurel co-founded and co-directed, from 2006-2019, the Community Water Center, a statewide non-profit environmental justice organization based in California's Central Valley and Central Coast. Her career has focused on ensuring all Californians have access to safe, clean, and affordable drinking water, and building increased diversity, equity, and inclusivity into water decision-making.

Laurel has received a variety of awards and recognitions for her work, including the James Irvine Foundation's Leadership Award in 2018, and the Gary Bellow Public Service Award by the Harvard Law School in 2013.

Laurel served on the Tulare County Water Commission from 2007-2012, as well as a variety of state policy advisory committees. She has partnered with universities to develop research and clinical programs to further the human right to water, and written articles and publications related to drinking water and the environment.

Laurel graduated with honors from Harvard Law School and holds B.A. magna cum laude in Environmental Studies from Brown University.



### **Nichole Morgan**

Nichole Morgan was appointed as the civil engineer to the State Water Resources Control Board by Governor Gavin Newsom in June 2021 and reappointed in 2025. Ms. Morgan most recently served as an Assistant Deputy Director in the State Water Resources Control Board's Division of Financial Assistance, where she worked on projects providing funding for drinking water, wastewater, storm water and groundwater infrastructure improvements. During this time Ms. Morgan also managed a variety of additional programs including the Lead in Childcare Centers, Fish

Advisories, and Drinking Water and Wastewater Operator Certification programs.

From 1999 to 2009 Ms. Morgan worked for public agencies and engineering consulting firms. Her responsibilities included planning, designing, and overseeing the construction of drinking water, wastewater and recycled water treatment and conveyance facilities throughout California. Ms. Morgan joined the State Water Resources Control Board in 2009 where she worked as staff in the Division of Financial Assistance, Delta Water Master's Office, and the Division of Water Rights. Ms. Morgan worked as a manager at the Central Valley Regional Water Board from 2012 to 2018, where she managed the region's NPDES program. She returned to the State Water Board in 2018 as the head of the Office of Sustainable Water Solutions and was promoted in 2019 to Assistant Deputy Director with the Division of Financial Assistance.

Ms. Morgan has a bachelor's in science in Civil Engineering from California State University, Sacramento.

---

### **Eric Oppenheimer, Executive Director**



Eric Oppenheimer was appointed as Executive Director of the State Water Board in January 2024, where he is responsible for overall leadership and management of the agency. From 2016 to 2024 he served as a Chief Deputy Director where his responsibilities included water rights, Bay-Delta planning, groundwater management, water conservation, and administration. An environmental scientist by training, Oppenheimer's career began with water quality protection roles in planning and regulatory programs with the Lahontan and Central Valley

regional water boards, interspersed with positions at the Department of Water Resources and the California Coastal Commission.

He holds a Bachelor of Arts in Economics from Keene State College and a Bachelor of Science in Environmental Science and Ecology from Sierra Nevada College.

## Table of Contents

---

<b>I. INTRODUCTION</b> .....	<b>1</b>
<b>II. PROGRAMMATIC RESULTS</b> .....	<b>2</b>
<b>A. Programmatic Outcome Highlights</b> .....	<b>2</b>
1. Project Highlights for SFY 2024-2025 .....	4
<b>B. Water Quality Benefits and Outcomes</b> .....	<b>6</b>
<b>C. Quality Project Need Outcomes</b> .....	<b>8</b>
<b>III. FINANCIAL RESULTS</b> .....	<b>10</b>
<b>A. Cumulative Financial Activity</b> .....	<b>10</b>
<b>B. Credit Risk for the CWSRF</b> .....	<b>11</b>
<b>C. CWSRF Fund Allowances and Administration Fund</b> .....	<b>12</b>
1.CWSRF Administration and Technical Assistance Allowances .....	12
2.CWSRF Administration Fund.....	13
<b>IV. PROGRAM HIGHLIGHTS AND UPDATES</b> .....	<b>14</b>
<b>A. IIJA Updates</b> .....	<b>14</b>
<b>B. Fundable List and Sustainable Funding Target Update</b> .....	<b>14</b>
<b>C. Leveraging Updates</b> .....	<b>14</b>
<b>D. Small Disadvantaged Community Update</b> .....	<b>15</b>
<b>E. Technical Assistance</b> .....	<b>15</b>
<b>F. Marketing Updates</b> .....	<b>16</b>
<b>G. Water Recycling Funding Program Update</b> .....	<b>16</b>
<b>H. Environmental Review Update</b> .....	<b>16</b>
<b>V. ACRONYMS</b> .....	<b>18</b>
<b>VI. EXHIBITS</b> .....	<b>19</b>
<b>Exhibit A: SFY 2024-25 CWSRF Projects Funded List</b> .....	<b>20</b>
<b>Exhibit B: SFY 2024-25 CWSRF FFATA/ Equivalency Projects</b> .....	<b>24</b>
<b>Exhibit C: SFY 2024-25 CWSRF Small Community Grant Fund Projects</b> .....	<b>26</b>
<b>Exhibit D: SFY 2024-25 CWSRF Co-Funded Projects</b> .....	<b>27</b>
<b>Exhibit E: SFY 2024-25 Intended Use Plan (IUP) Non-Funded Projects</b> .....	<b>28</b>
<b>Exhibit F: SFY 2024-25 Cumulative CWSRF Administrative &amp; Technical Assistance Allowance Expenditures/Banked Authority</b> .....	<b>33</b>
<b>Exhibit G: SFY 2024-25 CWSRF Green Project Reserve Projects</b> .....	<b>35</b>
<b>Exhibit H: SFY 2024-25 CWSRF Additional Subsidy Projects (Principal Forgiveness)</b> .....	<b>37</b>
<b>Exhibit I: SFY 2024-25 Cumulative CWSRF Revenue Bond (Green Bond) Funded Projects Update</b> .....	<b>38</b>

Exhibit J: SFY 2024-25 CWSRF Projects With Financing Servicing Fees .....	47
<b>VII. APPENDICES .....</b>	<b>55</b>
<b>Appendix A: Short-Term Goals .....</b>	<b>56</b>
<b>Appendix B: Long-Term Goals .....</b>	<b>59</b>
<b>Appendix C: Key Performance Indicators .....</b>	<b>64</b>
<b>Appendix D: Operating Agreement and Capitalization Grant Conditions.....</b>	<b>65</b>
<b>Appendix E: Program Evaluation Report (PER) .....</b>	<b>71</b>
<b>Appendix F: SFY 2024-25 CWSRF Audited Financial Statements .....</b>	<b>72</b>

---

## I. INTRODUCTION

The California State Water Resources Control Board (State Water Board), Division of Financial Assistance (DFA) presents the Clean Water State Revolving Fund (CWSRF) Annual Report for State Fiscal Year (SFY) 2024-25. It describes how the State Water Board met the objectives identified in the [SFY 2024-25 CWSRF Intended Use Plan \(IUP\)](#)

[https://www.waterboards.ca.gov/water\\_issues/programs/grants\\_loans/srf/docs/2024/cw-srf-iup-sfy2024-25-final.pdf](https://www.waterboards.ca.gov/water_issues/programs/grants_loans/srf/docs/2024/cw-srf-iup-sfy2024-25-final.pdf)

The federal Clean Water Act provides each state the opportunity to establish a CWSRF to help achieve the goal of clean water. The CWSRF is capitalized with federal and state funds and revolves in perpetuity using the repayments and earnings from financed projects and other investments. The State Water Board has historically provided affordable CWSRF financing for publicly owned treatment works, non-point source (NPS) projects, and estuary projects. More information about California's CWSRF program can be found on the State Water Board's CWSRF website at <http://www.waterboards.ca.gov/cwsrf>.

Through the CWSRF program, the State Water Board has protected and promoted the health, safety, and welfare of Californians since 1989. Every project financed through the CWSRF program is directly related to improving water quality, public health, or both, and many CWSRF recipients use their financing to remedy water quality violations and associated enforcement actions by the Regional Water Quality Control Boards (Regional Water Boards). The State Water Board provided approximately \$690 million in new CWSRF financing to 29 projects in SFY 2024-25. The projects funded in 2024-25 include a variety of project types eligible under the CWSRF.

## II. PROGRAMMATIC RESULTS

### A. Programmatic Outcome Highlights

The State Water Board actively administered the CWSRF in SFY 2024-2025 to provide subsidized financing for a variety of small and large municipalities, which served both disadvantaged and non-disadvantaged communities, throughout California. This below-market financing enabled a variety of wastewater, water recycling and other clean water projects to address a variety of water quality objectives in accordance with State and federal CWSRF requirements. Tables 1 and 2 and Figure 1 below show a variety of CWSRF funding outcomes for the projects funded in SFY 2024-2025.

**Table 1: FY 2024-2025 CWSRF Summary Outcomes**

Outcome	Amount
Total Number of Agreements	29
Total Funding	\$690,263,619
Total Loan Funding	\$593,228,831
Total Principal Forgiveness Funding	\$97,034,788
Total Green Project Reserve Funding	\$146,561,779
Total Subsidized Interest Savings	\$99,175,114

**Table 2: SFY 2024-2025 CWSRF Disadvantaged and Non-Disadvantaged Community Funding**

Community Type	No. of Projects	Population	Total Funding
SDAC	9	16,408	\$45,368,570
DAC	5	24,370	\$59,550,218
Non-DAC	15	12,994,102	\$585,344,831
Total	29	13,034,880	\$690,263,619

**Figure 1: SFY 2024-2025 CWSRF Funded Projects Throughout California**



29 Total Projects  
 \$690 million in Total Project Financing  
**NOTE: No projects in Regions 1**

## 1. Project Highlights for SFY 2024-2025

Below are two case studies highlighting CWSRF projects that completed construction within SFY 2024-2025. Both projects provide a variety of water quality benefits within their respective communities. Please see below for further project descriptions and details.

**Applicant Name:** Santa Clarita Valley Sanitation District of Los Angeles County

**Project Name:** Advanced Water Treatment Facility Project

**Funding Amount:** \$109,627,000

**Construction Completed:** 7/1/2024

**Population:** 246,950

**Community Size:** Large



**Project Description:** The objective of this project is to comply with the State-mandated chloride discharge limit of 100 mg/L and enhance overall water quality by minimizing chloride addition during treatment. To achieve this, the Valencia Wastewater Reclamation Plant constructed a new Microfiltration/Reverse Osmosis (MF/RO) facility designed to eliminate chlorination by-products and improve effluent standards, with the following:

- a. Influent Pump Station
- b. Microfiltration System
- c. Waste Equalization Tank and Pumps
- d. Nanofiltration Feed Pumps
- e. Enhanced Membrane System
- f. Chemical Systems

**Applicant Name:** City of Woodland  
**Project Name:** Spring Lake Recycled Water Project  
**Funding Amount:** \$3,688,215  
**Construction Completed:** 1/31/2025  
**Population:** 113,816  
**Community Size:** Large

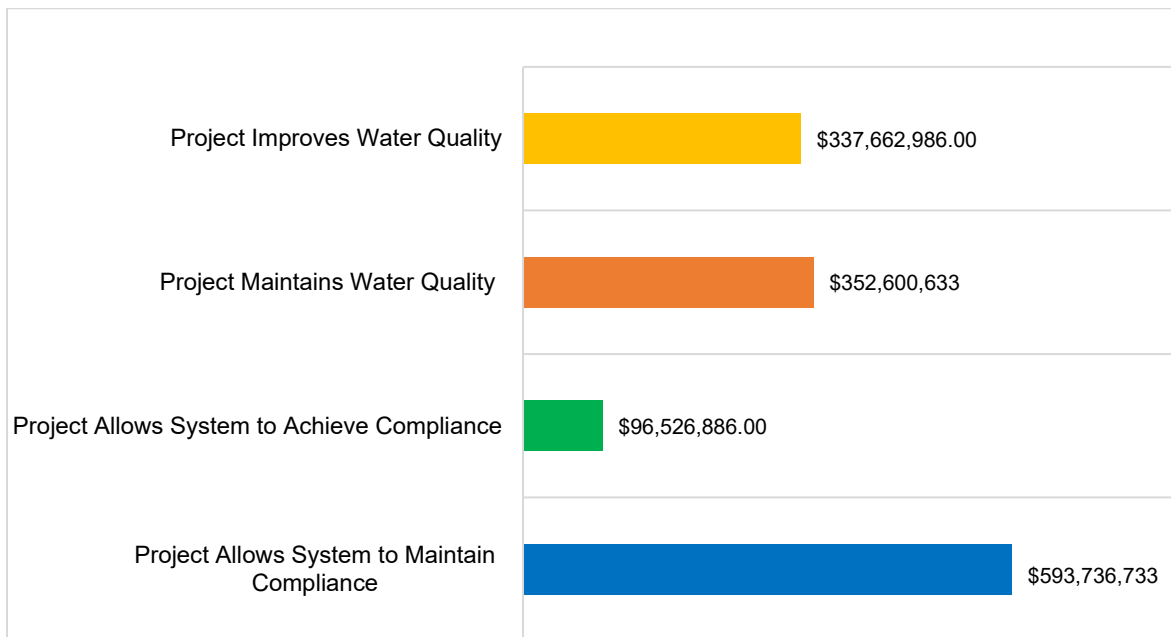


**Project Description:** The Spring Lake Recycled Water Project included construction of approximately 9,700 feet of 8-inch diameter recycled water main in the City's existing right of way. The pipeline connects to the existing recycled water pipeline, owned and operated by the City, and has been extended along E. Gibson Road, Harry Lorenzo Ave, and Marston Drive to serve additional parks and landscape strips for irrigation. The project is expected to offset approximately 121 acre-feet (39.5 MG) per year with recycled water that would otherwise be supplied by potable water in the absence of the project.

## B. Water Quality Benefits and Outcomes

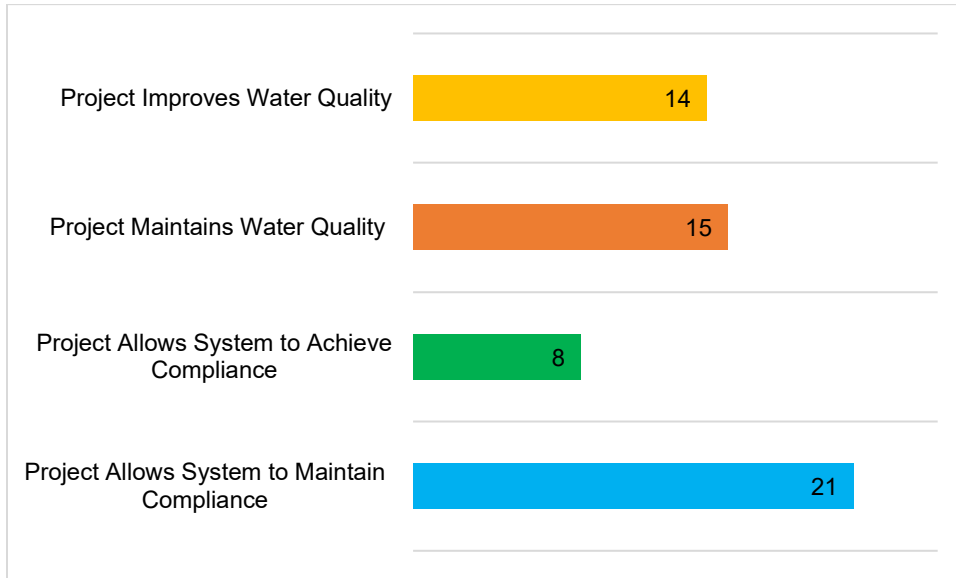
The contributions of the CWSRF to water quality are diverse. The program has the strength and versatility in addressing a wide range of water quality and related issues. Figures 2 through 5 summarize the environmental and other benefits derived from the CWSRF projects funded during SFY 2024-25. The data indicates that the CWSRF protected or restored a wide range of beneficial water uses and provided other related benefits. The data supporting this summary has been reported to the USEPA via the State Revolving Fund Public Portal.

**Figure 2: SFY 2024-2025 CWSRF Funding by Water Quality Objective**



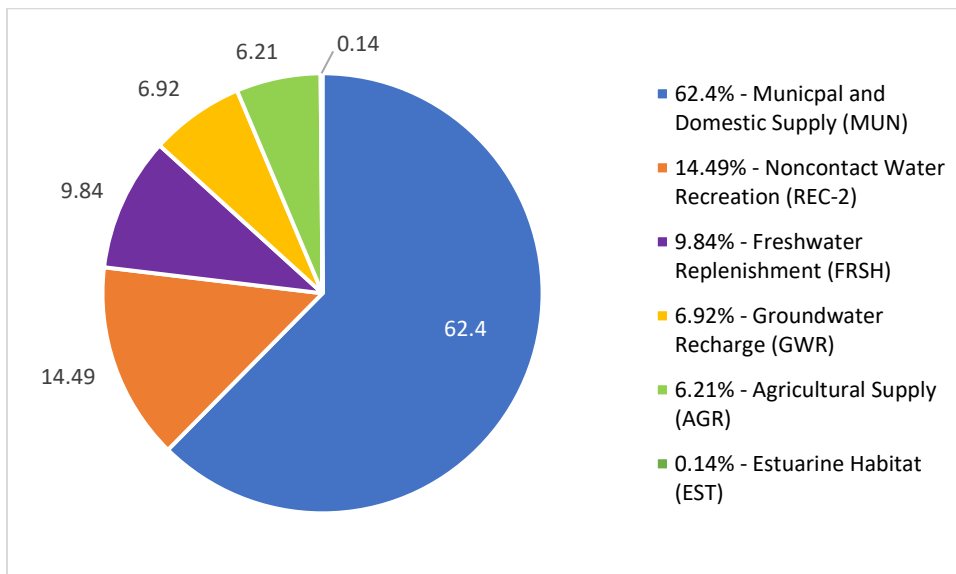
NOTE: Individual projects may achieve multiple objectives listed above.

**Figure 3: SFY 2024-2025 CWSRF Projects by Water Quality Objective**



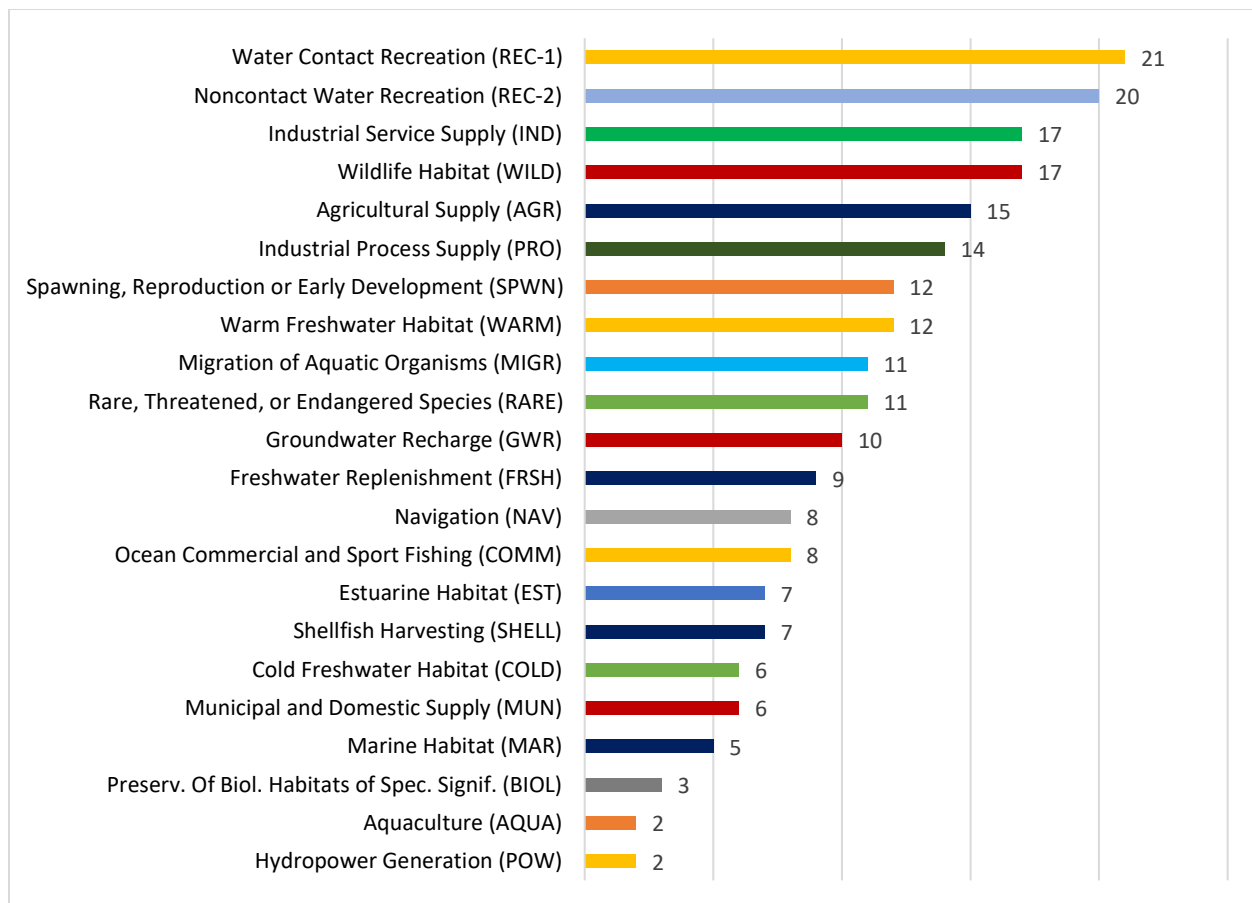
NOTE: Individual projects may achieve multiple objectives listed above.

**Figure 4: Percentage of Funding Supporting Designated Waterbody Beneficial Uses<sup>1</sup>**



<sup>1</sup> This data is based on Primary Designated Waterbody uses, some projects may have one or multiple secondary Designated Waterbody uses.

**Figure 5: Number of Projects Supporting Other Water Beneficial Uses<sup>2</sup>**



### C. Quality Project Need Outcomes

CWSRF projects are multi-faceted and generally address wastewater, water recycling and other infrastructure needs through planning and construction financing. Table 3 below shows a breakdown of the many project types funded through the CWSRF in SFY 2024-25. In particular, \$69,650,606 was provided to fund water reuse projects and \$198,430,566 was provided for advanced treatment projects.

<sup>2</sup> Individual projects may address multiple beneficial uses.

**Table 3: SFY 2024-2025 CWSRF Infrastructure Funding by Need**

Need	Funding Amount	Number of Projects <sup>3</sup>
Water Reuse	\$69,650,606	2
Water Efficiency	\$100,000,000	1
Secondary Treatment	\$66,177,649	5
Advanced Treatment	\$198,430,566	4
New Collector Sewers	\$30,372,218	3
Stormwater - Grey Infrastructure	\$100,389,860	3
Stormwater - Grey Infrastructure	\$36,911,173	1
New Interceptors	\$10,500,000	1
Sewer System Rehabilitation	\$64,445,071	4
Other - Estuary Assistance	\$1,000,000	1
NPS- Landfill	\$3,474,406	1
Planning and Assessments	\$8,912,070	6
<b>Total</b>	<b>\$690,263,619</b>	<b>32</b>

The State Water Board funded a variety of planning and construction projects through the CWSRF in SFY 2024-25 to address a range of water quality issues and municipal infrastructure. Specifically, the State Water Board funded projects from the CWSRF for the benefit of both small and large municipal systems. Table 4 below displays the number of small and large municipal systems as well as the amount of funding for planning and construction financing in each category.

**Table 4: SFY 2024-2025 CWSRF Construction & Planning Financing Summary**

Community Type	Project Type	No. of Projects	Total Funding	Total Population Benefitting from Projects
Small	Planning	6	\$8,912,070	58,171
	Construction	10	\$145,807,930	
Large	Planning	1	\$1,000,000	12,976,709
	Construction	12	\$534,543,619	
<b>Total</b>		<b>29</b>	<b>\$690,263,619</b>	<b>13,034,880</b>

<sup>3</sup> Individual projects may benefit in multiple ways.

### III. FINANCIAL RESULTS

#### A. Cumulative Financial Activity

To satisfy federal requirements and ensure the accuracy of the State Water Board’s financial management of the CWSRF, audited financial statements for the year ending June 30, 2025, were completed November 19, 2025, and are included as Appendix E in this report. This section provides important financial highlights about the CWSRF as of June 30, 2025.

CWSRF Base Program, including the IIJA General Supplemental Grant, as of June 30, 2025:

- The cumulative CWSRF federal funding available for planning and construction financial assistance since inception was approximately \$4.2 billion.
- The State Water Board’s cumulative binding commitments (executed agreement) were approximately 361% of available cumulative CWSRF federal funds.
- The State Water Board had disbursed approximately 99% of available CWSRF federal funds for planning and construction projects as of June 30, 2025.
- The State Water Board had committed 358% of the CWSRF fund balance. The CWSRF fund balance may include any undisbursed federal (base grant(s) + IIJA General Supplemental grant(s)) and State match funds, principal and interest repayments, investment earnings and any revenue bond proceeds available for disbursement to CWSRF financings. Cumulative CWSRF base program activity from inception through the end of SFY 2024-25 is further described in Table 5.

**Table 5: Cumulative CWSRF Base Program Activity, including IIJA – General Supplemental Grant**

<b>CWSRF Construction and Planning Funding</b>	
<b>Activity</b>	<b>Amount</b>
Number of Binding Commitments	1,043
Value of Binding Commitments	\$15.3 billion
Disbursements and Expenditures	\$12.9 billion
Balance of Funding Agreements	\$2.4 billion
<b>CWSRF Fund Admin/Technical Assistance Allowances</b>	
CWSRF Fund Admin/TA Allowance Amount	\$124 million
CWSRF Fund Admin/TA Allowance Expenditures	\$111 million
Balance of CWSRF Fund Admin/TA Allowances	\$13 million

The State Water Board also administers the CWSRF Small Community Grant (SCG) fund. The SCG Fund is separate from the CWSRF and derives its revenues from a “fee-in-lieu-of-interest” on CWSRF financings. The CWSRF SCG funds CWSRF eligible projects for small DACs. Table 6 below describes the cumulative CWSRF SCG fund activity as of June 30, 2025.

**Table 6: Cumulative Activity of the CWSRF SCG Fund as of June 30, 2025**

Activity	Amount
Cumulative Revenue Collected for SCG Fund	\$126,509,000
Cumulative Grants Disbursed from SCG Fund	\$77,113,000
SCG Fund Encumbered Balance (Committed Funds)	\$102,186,026
SCG Fund Balance (Uncommitted Funds)	\$14,060,692

### B. Credit Risk for the CWSRF

The State Water Board continued to mitigate credit risks to the CWSRF in SFY 2024-25. Each financing recipient was required to pledge one or more dedicated sources of revenue toward payment of its CWSRF obligation. Dedicated sources of revenue were generally sewer rate revenue pledges, but may also be other revenue sources, special tax pledges, or other acceptable income.

State Water Board staff also maintained efforts to ensure that existing CWSRF financing agreements, at minimum, met security requirements and that payments due were made in full. The State Water Board used a variety of analysis and monitoring measures to reduce the possibility of non-payment and continued to evaluate additional steps to ensure full and timely payment of all agreements.

During SFY 2024-25, the State Water Board staff continued to closely monitor and work collaboratively with recipients to identify potential financial impacts related to the COVID-19 pandemic and wildfires, affecting their ability to support operations and meet debt obligations. Analysis of CWSRF borrowers’ financial health did not result in a recommendation to restructure any CWSRF agreements.

The allowance for bad debt during SFY 2024-25 was \$9,356,000. As further described in Appendix F, the allowance for bad debt represents the State Water Board’s assessment of at-risk outstanding principal balance as a result of financial challenges with a funding recipient(s). As in prior years, there were no repayment defaults in the CWSRF program and State Water Board staff continued to work diligently to ensure funding agreements were secure, and all payments were made on time and in full. Staff efforts included using a variety of analysis and monitoring measures to reduce the possibility of non-payment and late payment and continually evaluating additional steps to ensure full and timely payments.

---

## C. CWSRF Fund Allowances and Administration Fund

The State Water Board budgeted and expended a percentage of the FFY 2024 and prior year federal capitalization grants, including the IIJA General Supplemental Grant, in SFY 2024-25 to fund the administration of the CWSRF program and other technical assistance activities. The allowances that were used included CWSRF Administration and the new technical assistance allowance. In total, the State Water Board budgeted six percent (6%) of the FFY 2024 Capitalization Grants, including the IIJA General Supplemental grant, for both allowances, totaling \$15,914,376. Four percent (4%) of the FFY 2024 grants was reserved for program administration while 2% of the FFY 2024 grant was reserved for technical assistance.

The State Water Board also budgeted and expended from the CWSRF Administration Fund in SFY 2024-2025. The CWSRF Administration Fund is funded from a 1% “fee-in-lieu-of interest” from CWSRF financings. A list of CWSRF loans subject to “fees-in-lieu-of interest” is included in Exhibit K. The CWSRF Administration Fund is separate from the CWSRF and may be used for a variety of eligible purposes, including the administration of the CWSRF program.

### 1. CWSRF Administration and Technical Assistance Allowances

The State Water Board budgeted four percent (4%) of the FFY 2024 federal grants, including the IIJA General Supplemental Grant, totaling \$10,609,584 million in SFY 2024-25 for the management of the CWSRF program. The State Water Board also budgeted two percent (2%) of the FFY 2024 federal grants, including the IIJA General Supplemental Grant for technical assistance. In general, the CWSRF Administration Allowance funded technical and administrative personnel within DFA who prepared construction and planning approvals and agreements, inspected, and evaluated projects, and processed claims for reimbursement, and funded personnel activities associated with project tracking and reporting required by USEPA as well as other state and federal agencies. The Administration Allowance also funded legal activities within the State Water Board’s Office of Chief Counsel related to reviewing agreements and advising on a variety of programmatic issues including the IUP, anticipated revenue bond requirements, and implementation of various State and federal requirements. Finally, the CWSRF Administration Allowance funded a variety of support activities conducted by Division of Administrative Services (DAS) and DIT, including accounting, human resources, and budget office support as well as Information Technology support.

A portion of the Administration Allowance also funded state procurement contracts with other entities, such as the accounting firm CliftonLarsonAllen. CliftonLarsonAllen completed the federal single-audit of the CWSRF program for FY 2024-25 and produced audited financials for the DWSRF program, which were included in the FY 2024-2025 CWSRF Annual Report. The Administration Allowance also funded a contract with Northbridge Environmental for maintenance of the State Water Board’s

---

Loans and Grant Tracking System (LGTS) as well as contracts with a bond/tax counsel and a municipal financial advisor for advice on the CWSRF revenue bond program. The CWSRF Technical Assistance Allowance funded DFA staff that provided technical assistance to small DACs in helping these applicants establish their eligibility for CWSRF and other State wastewater infrastructure funding.

The budgeting and expenditures of the CWSRF Administration and Technical Assistance Allowances, as of June 30, 2025, are shown in Exhibit K.

## 2. CWSRF Administration Fund

The CWSRF Admin Fund was appropriated approximately ~\$15 million in SFY 2024-25 for the additional administration of the CWSRF program. However, given the substantial increase in CWSRF administration funding provided by the FFY 2024 CWSRF federal grants, the State Water Board elected to maximize the expenditure of available CWSRF federal administrative funding in lieu of maximizing the appropriation provided from the CWSRF Admin Fund. In SFY 2024-2025, the CWSRF Administration Fund supported DFA and DAS staff that helped administer the CWSRF program, including the same types of activities and personnel discussed in the CWSRF administration and technical assistance section above. See the SFY 2024-2025 CWSRF Audited Financial Statements in Appendix F for the summary of revenues and expenditures of the CWSRF Administration Fund.

---

## IV. PROGRAM HIGHLIGHTS AND UPDATES

In SFY 2024-25, the State Water Board strived to finance CWSRF projects quickly and efficiently to reach the program's full potential as a water quality tool and continued to pair CWSRF financing with other appropriated financing sources to achieve the overall objectives of the State Water Board. This section highlights significant achievements of the program and noteworthy factors that affected the CWSRF program in SFY 2024-25

### A. IIJA Updates

The 2024-25 Intended Use Plan referenced the federal Infrastructure Investment and Jobs Act (IIJA), previously referred to as the Bipartisan Infrastructure Law (BIL). The IIJA established additional funding for two objectives:

- \$ 162,647,000 in CWSRF General Supplemental funding for SFY 2024-25
- \$ 15,208,000 in CWSRF Emerging Contaminants funding for SFY 2024-25

The CWSRF General Supplemental funding contributed to the \$600 million sustainable loan capacity, established in the IUP, and also contributed additional funds in principal forgiveness for projects serving small DACs. The CWSRF General Supplemental funding is intended to supplement the CWSRF base program and therefore used the same criteria and Fundable List as the base program. In SFY 2024-25, the SWRCB committed all \$149 million of the 23-24 General Supplemental and \$12.6 million of the 24-25 General Supplemental funding.

The CWSRF Emerging Contaminants funding was transferred to the DWSRF program for SFY 2024-25 and combined with the new DWSRF Emerging Contaminants funding.

### B. Fundable List and Sustainable Funding Target Update

The SFY 2024-25 Intended Use Plan Fundable List included 48 scored projects requesting \$2.5 billion, well above the sustainable loan capacity target established at \$600 million. Therefore, new projects added to the Fundable List were limited to \$50 million in CWSRF loan. Ultimately 14 loan agreements totaling \$593 million were executed in FY 2024-25. Projects that did not receive funding agreements were generally rolled over to the 2025-26 Fundable List.

Additionally, small DAC projects were added to the Fundable List as applications were completed. These small DAC projects received \$76 million in principal forgiveness. These agreements did not exhaust the available principal forgiveness and small DAC projects that did not receive funding agreements were generally rolled over to the 2025-26 IUP.

### C. Leveraging Updates

The State Water Board did not issue any new CWSRF revenue bonds in SFY 2024-25 and instead delayed its previously planned Spring 2025 sale to SFY 2025-26. The delay was due to uncertainties with the 2025 federal budget and the risks of reductions in CWSRF federal funding due to the administration's proposed budget. Such uncertainties and how to size the next CWSRF revenue bond series caused the delay of

---

the revenue bond sale until SFY 2025-26. See the CWSRF Audited Financial Statements in Appendix F for more details on the outstanding par amount in CWSRF bonds.

#### D. Small Disadvantaged Community Update

The State Water Board continued to implement and award funding in SFY 2024-25 to small disadvantaged community projects using Proposition 1 (Prop 1) Wastewater (WW) funds, SCG Fee funds, and CWSRF Principal Forgiveness. As of June 30, 2025, approximately \$232.1 million of the \$241.8 million in available Prop 1 WW funds have been committed (executed agreements) to eligible projects. Approximately \$200 thousand in Prop 1 WW, and \$97 million in Principal Forgiveness was awarded to small DACs in SFY 2024-2025 via 32 funding agreements. The list of SCG Fee funded projects is included as Exhibit K.

Applications for small DACs were accepted on a continuous basis and funds were committed once applications were complete. Projects that address violations of waste discharge requirements or National Pollutant Discharge Elimination System (NPDES) permits and projects that connect previously unsewered areas or join communities to regionalize wastewater treatment works were considered priority for grant/principal forgiveness funding.

The demand for principal forgiveness is expected to increase in next few years as all other available State funds for small DACs are fully expended. The budget for projects has also increased significantly in recent years. In anticipation of this increase in demand, combined with forthcoming declines in CWSRF PF due to the end of IJJA funding, an increase in CWSRF SCG fee revenue is now being considered and may be contemplated in future CWSRF IUPs.

#### E. Technical Assistance

The State Water Board's Office of Sustainable Water Solutions continued to administer a comprehensive, statewide technical assistance program under both the CWSRF and complementary State funding programs. In SFY 2024-25, the State Water Board did not execute or amend any existing grant agreements from other State funding sources. The State Water Board utilized capacity that was existing in the grant agreements that were executed or amended in previous SFYs to provide technical assistance. While the CWSRF did not specifically fund these technical assistant grant agreements, the CWSRF did help fund staff that coordinated and implemented this wastewater technical assistance program in coordination with five technical assistance providers. In general, this technical assistance helped small DACs address infrastructure improvements to correct system deficiencies and prevent pollution, with priority to septic-to-sewer and regionalization projects. It also helped them ensure compliance with water quality objectives; create more stable and sustainable community governance with enhanced public awareness of wastewater issues; improve asset management, fiscal planning, and accountability so that they can be financially sound and creditworthy financial assistance applicants; and assist small DACs in completing their applications for CWSRF and complementary State funding.

---

## F. Marketing Updates

State Water Board staff continued to participate in the California Financing Coordinating Committee (CFCC) funding fairs during SFY 2024-25. The funding fairs provide members of the public and infrastructure development professionals with current information on funding options available for different project types.

State Water Board staff also presented and exhibited at the Floodplain Management Association (FMA). FMA is the premier organization for floodplain management professionals interested in reducing flood risk and creating sustainable floodplains. The association serves as an unbiased forum for legislature, government, industry, and science to advance best practices, technologies, policies, regulations, and legal strategies, with a focus on California, Nevada, and Hawaii. FMA's mission is to improve flood safety and maximize floodplain resources through effective dialogue, collaboration, education, legislation, and policy.

## G. Water Recycling Funding Program Update

The State Water Board continued to implement and award funding in SFY 2024-25 to projects using Prop 1, Prop 68, and General Fund water recycling appropriations. As of June 30, 2025, the State Water Board had been appropriated \$581.25 million of Prop 1, \$74.0 million of Prop 68, and \$227.7 million of General Fund water recycling local assistance funding. Approximately \$561.4 million of Prop 1 water recycling funds (\$316.9 million for grants and \$244.5 million for loans) had been committed (executed agreement) as of June 30, 2025, to 62 projects. Approximately \$67.8 million of Prop 68 water recycling funds (\$38.2 million for grants and \$29.6 million for loans) have been committed as of June 30, 2025, to 10 projects. Approximately \$221 million of water recycling General Fund have been committed as of June 30, 2025, to 23 projects. As of June 30, 2025, approximately \$63.7 million in Prop 1, \$2.8 million in Prop 68, and \$6.4 million in General Fund local assistance funds remained for projects. DFA expects that all the remaining Prop 1, Prop 68, and General Fund local assistance water recycling funds will be committed to projects during SFY 2025-26.

The Water Recycling Funding Program (WRFP) is part of the State Water Board's long-standing commitment to recycling wastewater. The Prop 1, Prop 68, and the 2021 Water Resilience General Fund water recycling financing represents a significant investment by the State Water Board and the California voters to offset or augment fresh water supplies and make California's water supply more sustainable and resilient. Together, the projects receiving Prop 1, Prop 68, and General Fund water recycling financing are expected to deliver 440,568 acre-feet per year (AFY) in recycled water once they are fully operational. Roughly 56,860 AFY are planned for agricultural irrigation, 54,006 AFY for urban irrigation, 5,516 AFY for commercial and industrial users, and 324,186 AFY will be used to recharge groundwater basins.

## H. Environmental Review Update

During the 2024/25 SFY, the State Water Board Cultural Resources Staff conducted consultations with the Native American tribes pursuant to Section 106 of the National Historic Preservation Act for eight projects. The State Water Board Cultural Resources

---

Staff also conducted consultations with the Native American tribes for one project pursuant to CEQA for the State Water Board preparation of environmental documents as the Lead Agency.

The State Water Board Environmental Staff in coordination with the USEPA, Region IX Staff initiated consultations with the Advisory Council on Historic Preservation, the State Historic Preservation Officer, Native American tribes and other interested parties to prepare two programmatic agreements (PAs) for the Clean and Drinking Water SRF Programs for implementation of Section 106 of the National Historic Preservation Act. The State Water Board Environmental Staff continued to work on the PAs with the parties. The first public drafts of the PAs are expected to be released for public comment in the fall of 2025.

## V. ACRONYMS

AIS	American Iron and Steel
AFY	Acre-feet Per Year
ARRA	American Recovery and Reinvestment Act of 2009
ASAP	Automated Standard Application of Payments
BABA	Build America Buy America
CWSRF	Clean Water State Revolving Fund
DAC	Disadvantaged Community
DAS	Division of Administrative Services
DBE	Disadvantaged Business Enterprise
DFA	Division of Financial Assistance
DWSRF	Drinking Water State Revolving Fund
FFATA	Federal Funding Accountability and Transparency Act
FFY	Federal Fiscal Year
FI\$Cal	Financial Information System of California
FSP	Fiscal Sustainability Plan
FSRS	FFATA Subaward Reporting System
IJA	Infrastructure Investment and Jobs Act
IUP	Intended Use Plan
LGTS	Loans and Grants Tracking System
MBE	Minority Owned Business Enterprise
NPS	Nonpoint Source
NIMS	National Information Management System
OMB	Office of Management and Budget
OSWS	Office of Sustainable Water Solutions
SCG	Small Community Grant
SCO	State Controller's Office
SDAC	Severely Disadvantaged Community
SERP	State Environmental Review Process
SFY	State Fiscal Year
USEPA	United States Environmental Protection Agency
WBE	Women Owned Business Enterprise
WRFP	Water Recycling Funding Program

---

## VI. EXHIBITS

Exhibit A	SFY 2024-25 CWSRF Projects Funded List
Exhibit B	SFY 2024-25 CWSRF Federal Funding Accountability and Transparency Act (FFATA)/Equivalency Projects
Exhibit C	SFY 2024-25 CWSRF Small Community Grant Fund Projects
Exhibit D	SFY 2024-25 CWSRF Co-Funded Projects
Exhibit E	SFY 2024-25 CWSRF Intended Use Plan (IUP) Non-Funded Projects
Exhibit F	SFY 2024-25 Cumulative CWSRF Administrative and Technical Assistance Allowance Expenditure/Banked Authority
Exhibit G	SFY 2024-25 CWSRF Green Project Reserve Projects
Exhibit H	SFY 2024-25 CWSRF Additional Subsidy Projects (Principal Forgiveness)
Exhibit I	SFY 2024-25 Cumulative CWSRF Revenue Bond (Green Bond) Funded Projects Update
Exhibit J	SFY 2024-25 CWSRF Projects with Financing Services Fees

**Exhibit A: SFY 2024-25 CWSRF Projects Funded List**

Applicant	Project Name/Description	Category	Project Number	Population Benefitted	System/Community Type (Small /Large)	Project Type	Agreement Date	Principal Forgiveness Amount	CWSRF Loan Amount	Total Financed	Status/ Degree of Disadvantaged	Green Project Reserve	IIJA General Supplemental Equivalency	Complete	CWSRF Base Program Equivalency
Association of Bay Area Governments	State of the Estuary Platform Phase II	Estuary	8692-210	7,650,000	Large Community	Planning	3/10/2025	\$1,000,000	\$0	\$1,000,000	Not Disadvantaged	\$0	\$0	\$0	\$1,000,000
Los Angeles County Flood Control District	Santa Anita Debris Dam Seismic Strengthening Project	Stormwater	8717-110	1,500,000	Large Community	Construction	6/16/2025	\$5,000,000	\$0	\$5,000,000	Not Disadvantaged	\$0	\$0	\$0	\$5,000,000
San Diego, City of	South Mission Beach Storm Drain Improvements and Green Infrastructure	Stormwater	8553-110	1,430,000	Large Community	Construction	9/18/2024	\$5,000,000	\$31,911,173	\$36,911,173	Not Disadvantaged	\$36,911,173	\$0	\$0	\$5,000,000
San Francisco, Public Utilities Commission of the City and County of	Folsom Area Stormwater Improvement Project	Stormwater	8732-110	646,800	Large Community	Construction	6/11/2025	\$5,000,000	\$50,000,000	\$55,000,000	Not Disadvantaged	\$0	\$0	\$0	\$0
Daly City Joint Powers Financing Authority	Vista Grande Drainage Basin Improvement Project	Stormwater	8502-110	109,122	Large Community	Construction	5/19/2025	\$5,000,000	\$62,889,860	\$67,889,860	Not Disadvantaged	\$0	\$59,773,788	\$0	\$0
Lake Berryessa Resort Improvement District	Groundwater Inflow Mitigation Project	Wastewater Treatment Plant Rehabilitation	8477-110	405	Small Community	Construction	7/2/2024	\$2,265,934	\$0	\$2,265,934	Small Severely Disadvantaged	\$0	\$0	\$0	\$0
Cathedral City, City of	Septic-to-Sewer Planning Project	Septic to Sewer	8696-110	3,596	Small Community	Planning	8/5/2024	\$2,474,070	\$0	\$2,474,070	Small Severely Disadvantaged	\$0	\$0	\$2,474,070	\$0
Springville Public Utility District	Springville Waste Water Planning Assistance	Compliance Project (CDOs, TSOs, ACLs)	8532-110	934	Small Community	Planning	9/3/2024	\$1,269,900	\$0	\$1,269,900	Small Severely Disadvantaged	\$0	\$0	\$1,269,900	\$0
Grayson Community	Grayson Wastewater	Wastewater Treatment Plant Rehabilitation	8310-210	1,582	Small Community	Construction	9/19/2024	\$787,715	\$0	\$787,715	Small Severely Disadvantaged	\$0	\$0	\$0	\$0

Applicant	Project Name/Description	Category	Project Number	Population Benefitted	System/Community Type (Small /Large)	Project Type	Agreement Date	Principal Forgiveness Amount	CWSRF Loan Amount	Total Financed	Status/ Degree of Disadvantaged	Green Project Reserve	IIJA General Supplemental Equivalency	Complete	CWSRF Base Program Equivalency
Services District	Treatment Plant Screening Project														
Hi-Desert Water District	Phase II and Phase III Sewer Collection System Project	Septic to Sewer	8431-210	5,440	Small Community	Construction	9/24/2024	\$750,600	\$0	\$750,600	Small Disadvantaged	\$0	\$0	\$0	\$0
Mokelumne Hill Sanitary District	Mokelumne Hill Wastewater Improvement Project	Sewer System Rehabilitation	8473-210	680	Small Community	Construction	10/23/2024	\$11,740,000	\$0	\$11,740,000	Small Severely Disadvantaged	\$0	\$0	\$11,740,000	\$0
Coachella Valley Water District	East Coachella Valley Sewer Consolidation Planning Project	Septic to Sewer	8763-110	588	Small Community	Planning	1/9/2025	\$794,100	\$0	\$794,100	Small Severely Disadvantaged	\$0	\$0	\$794,100	\$0
Monterey, County of	Chualar Wastewater Consolidation	Regionalization/Consolidation	8676-110	1,413	Small Community	Planning	1/23/2025	\$2,500,000	\$0	\$2,500,000	Small Severely Disadvantaged	\$0	\$0	\$0	\$0
Thermalito Water and Sewer District	Golden Feather Mobile Home Park Wastewater Consolidation	Regionalization/Consolidation	8672-110	6,665	Small Community	Planning	2/5/2025	\$1,580,000	\$0	\$1,580,000	Small Severely Disadvantaged	\$0	\$0	\$1,580,000	\$0
Gonzales, City of	Wastewater Treatment Plant Improvement Project	Wastewater Treatment Plant Rehabilitation	8721-110	8,581	Small Community	Planning	4/1/2025	\$294,000	\$0	\$294,000	Small Disadvantaged	\$0	\$0	\$294,000	\$0
Stanislaus, County of	West Modesto Sewer Infrastructure Project - Spencer/Marshall Neighborhood	Septic to Sewer	8533-110	584	Small Community	Construction	4/7/2025	\$5,670,730	\$0	\$5,670,730	Small Disadvantaged	\$0	\$0	\$5,670,730	\$0
Fall River Valley Community Services District	Wastewater System Expansion Project	Septic to Sewer	8171-210	545	Small Community	Construction	6/11/2025	\$21,956,851	\$0	\$21,956,851	Small Severely Disadvantaged	\$0	\$0	\$21,956,851	\$0
Tulare, County of	Matheny Tract Wastewater Project	Septic to Sewer	8756-110	1,137	Small Community	Construction	5/14/2025	\$23,950,888	\$0	\$23,950,888	Small Disadvantaged	\$0	\$0	\$23,950,888	\$0

Applicant	Project Name/Description	Category	Project Number	Population Benefitted	System/Community Type (Small /Large)	Project Type	Agreement Date	Principal Forgiveness Amount	CWSRF Loan Amount	Total Financed	Status/ Degree of Disadvantaged	Green Project Reserve	IIJA General Supplemental Equivalency	Complete	CWSRF Base Program Equivalency
Amador County	Buena Vista Landfill Reconstruction and Surface Impoundment Expansion and Liner Replacement	Compliance Project (CDOs, TSOs, ACLs)	8584-110	37,676	Large Community	Construction	9/3/2024	\$0	\$3,474,406	\$3,474,406	Not Disadvantaged	\$0	\$0	\$0	\$0
La Mesa, City of	Infiltration & Inflow Mitigation Project, Phase 7	Sewer System Rehabilitation	8723-110	61,000	Large Community	Construction	9/19/2024	\$0	\$7,000,000	\$7,000,000	Not Disadvantaged	\$0	\$0	\$0	\$0
South Tahoe Public Utility District	Bijou Wastewater Pump Station Rehabilitation Project	Other Rehab/Repair	8725-110	47,041	Large Community	Construction	11/4/2024	\$0	\$7,988,220	\$7,988,220	Not Disadvantaged	\$0	\$0	\$0	\$0
Sunset Beach Sanitary District	Broadway Pump Station Sewer Bypass	Sewer System Rehabilitation	8674-110	1,427	Small Community	Construction	11/25/2024	\$0	\$10,500,000	\$10,500,000	Not Disadvantaged	\$0	\$0	\$0	\$0
Gonzales, City of	Separate Industrial Wastewater System	Wastewater Treatment Plant Rehabilitation	8574-110	8,628	Small Community	Construction	7/12/2024	\$0	\$28,884,000	\$28,884,000	Small Disadvantaged	\$0	\$0	\$0	\$0
Carpinteria Valley Water District	Carpinteria Advanced Purification Project (CAPP)	Water Reuse	8366-110	15,966	Small Community	Construction	11/20/2024	\$0	\$39,301,212	\$39,301,212	Not Disadvantaged	\$19,650,606	\$39,301,212	\$0	\$0
Redlands, City of	City of Redlands Wastewater Treatment Plant Upgrades	Wastewater Treatment Plant Rehabilitation	8643-110	71,700	Large Community	Construction	5/7/2025	\$0	\$45,000,000	\$45,000,000	Not Disadvantaged	\$0	\$0	\$0	\$0
West Bay Sanitary District	Bayfront Recycled Water Facility	Water Reuse	8619-110	34,968	Large Community	Construction	8/8/2024	\$0	\$50,000,000	\$50,000,000	Not Disadvantaged	\$50,000,000	\$50,000,000	\$0	\$0
Palo Alto, City of	Advanced Water Purification System (AWPS) 1 MGD Project	General Improvements/Upgrades	8417-110	151,900	Large Community	Construction	3/27/2025	\$0	\$56,279,960	\$56,279,960	Not Disadvantaged	\$0	\$0	\$0	\$53,649,000
Union Sanitary District	Enhanced Treatment and Site	General Improvements/Upgrades	8598-210	361,492	Large Community	Construction	3/27/2025	\$0	\$100,000,000	\$100,000,000	Not Disadvantaged	\$0	\$0	\$0	\$0

Applicant	Project Name/Description	Category	Project Number	Population Benefitted	System/Community Type (Small /Large)	Project Type	Agreement Date	Principal Forgiveness Amount	CWSRF Loan Amount	Total Financed	Status/ Degree of Disadvantaged	Green Project Reserve	IIJA General Supplemental Equivalency	Complete	CWSRF Base Program Equivalency
	Upgrade Phase 1B Project														
San Francisco, Public Utilities Commission of the City and County of	New Treasure Island Wastewater Treatment Plant	Water Reuse	8651-110	875,010	Large Community	Construction	6/11/2025	\$0	\$100,000,000	\$100,000,000	Not Disadvantaged	\$100,000,000	\$12,647,000	\$0	\$58,386,000
<b>Totals</b>								<b>\$97,034,788</b>	<b>\$593,228,831</b>	<b>\$690,263,619.32</b>		<b>\$206,561,779</b>			

**Exhibit B: SFY 2024-25 CWSRF FFATA/ Equivalency Projects**

Base Program

FFY	CWSRF Grant	Grant Amount (less set-asides)	FFATA/Equivalency Agreement	Project Number	FFATA/Equivalency Recipient	Actual Date Reported	FFATA/Equivalency Agreement Amount	Total Initial Funding Agreement Amount
2022	Base	\$82,753,000	D22-01001	8483-110	Sunnyvale, City of	1/3/2023	\$46,212,063	\$287,800,000
			D22-01002	8514-110	Elsinore Valley Municipal Water District	12/30/2022	\$36,540,937	\$36,540,937
	Unassigned Balance	\$0				<b>Total Assigned</b>	<b>\$82,753,000</b>	
2023	Base	\$53,649,000	D24-01001	8417-110	Palo Alto, City of	4/9/2025	\$53,649,000	\$56,279,960
	Unassigned Balance	\$0				<b>Total Assigned</b>	<b>\$53,649,000</b>	
2024	Base	\$58,386,000	D23-01016	8651-110	San Francisco Public Utilities Commission	6/18/2025	\$58,386,000	\$115,000,000
	Unassigned Balance	\$0				<b>Total Assigned</b>	<b>\$58,386,000</b>	
2025	Base	\$113,468,000						
	Unassigned Balance	\$113,468,000				<b>Total Assigned</b>	<b>\$0</b>	

IIJA General Supplemental

FFY	CWSRF Grant	Grant Amount (less set-asides)	FFATA/Equivalency Agreement	Project Number	FFATA/Equivalency Recipient	Actual Date Reported	FFATA/Equivalency Agreement Amount	Total Initial Funding Agreement Amount
2022	IIJA - General	\$127,290,000	D22-01001	8483-110	Sunnyvale, City of	1/3/2023	\$127,290,000	\$287,800,000
	Unassigned Balance	\$0				<b>Total Assigned</b>	<b>\$127,290,000</b>	
2023	IIJA - General	\$149,075,000	D23-01011	8619-110	West Bay Sanitary District	9/27/2024	\$50,000,000	\$50,000,000
			D24-01002	8502-110	Daly City Joint Powers Financing Authority	6/18/2025	\$59,773,788	\$67,889,860
			D23-01013	8366-110	Carpinteria Valley Water District	2/28/2025	\$39,301,212	\$44,301,212
	Unassigned Balance	\$0				<b>Total Assigned</b>	<b>\$149,075,000</b>	
2024	IIJA - General	\$162,647,000	D23-01016	8651-110	San Francisco Public Utilities Commission	6/18/2025	\$12,647,000	\$115,000,000
			D25-01000	8799-110	Water Replenishment District of Southern California	9/2/2025	\$50,000,000	\$50,000,000
	Unassigned Balance	\$100,000,000				<b>Total Assigned</b>	<b>\$62,647,000</b>	
2025	IIJA - General	\$176,186,000						
	Unassigned Balance	\$176,186,000				<b>Total Assigned</b>	<b>\$0</b>	

**Exhibit C: SFY 2024-25 CWSRF Small Community Grant Fund Projects**

Funding Recipient Name	Project Number	Project Name	Funding Agreement Number	Agreement Date	SCG Fee Amount	Total Agreement Amount
Tulare, County of	8756-110	Matheny Tract Wastewater Project	D2401018	5/14/2025	\$939,438	\$939,438

**Exhibit D: SFY 2024-25 CWSRF Co-Funded Projects**

Execution Date	Project Number	Funding Recipient	Project Name	Type of Project	Region	County	Prop 1 Grant	Prop 68 Grant	CWSRF-SCG	CWSRF Loan	CWSRF PF	General Fund Grant
9/24/2024	8431-210	Hi-Desert Water District	Phase II and Phase III Sewer Collection System Project	Septic-to-Sewer	7	San Bernardino	\$0	\$0	\$0	\$0	\$750,600	\$102,870,621
5/14/2025	8756-110	Tulare, County of	Matheny Tract Wastewater Project	Septic-to-Sewer	5	Tulare	\$0	\$0	\$939,438	\$0	\$23,950,888	\$0

## Exhibit E: SFY 2024-25 Intended Use Plan (IUP) Non-Funded Projects

Reason for Delay:

1. CWSRF Reviews are not complete. (Complete Application)
2. Application requires additional studies, more documents, and/or more hearings. (Incomplete Application)
3. N/A CWSRF financing agreement is pending.
4. Project dropped from consideration due to inactive status.
5. N/A application withdrawn.
6. Funded with others complementary grant financing.
7. Funded in a previous year.

Project Number	Region	Applicant Name	Project Name	Community Size	Disadvantaged Status	Project Type	IUP Amount	Reason for Delay
8682-110	5	Yuba City, City of	Wastewater Treatment Facility Outfall and Diffuser Project	67,995	Not Disadvantaged	Wastewater Treatment Plant Rehabilitation	\$35,000,000	2
8733-110	7	Coachella Valley Water District	FY 2022-2023 Phase 1 NPW Improvements Project	268,952	Disadvantaged	Water Reuse	\$23,950,000	1
8654-110	9	San Diego, City of	Chollas Green Infrastructure and Storm Drain Improvements	1,420,000	Not Disadvantaged	Stormwater	\$4,000,000	2
8734-110	4	Los Angeles, County of	Malibu Mesa Water Reclamation Refurbishment	1,250,000	Not Disadvantaged	Wastewater Treatment Plant Rehabilitation	\$34,965,000	2
8658-110	9	San Diego, City of	Alvarado Trunk Sewer Phase IV	1,305,736	Not Disadvantaged	Sewer System Rehabilitation	\$50,000,000	2
8735-110	5	Sewerage Commission - Oroville Region	Wastewater Treatment Plant Upgrade Project	44,000	Disadvantaged	Wastewater Treatment Plant Rehabilitation	\$48,655,933	2
8799-110	4	Water Replenishment District of Southern California	Torrance Groundwater Desalter Expansion Project	1,313,000	Not Disadvantaged	General Improvements/Upgrades	\$50,000,000	1
8768-110	4	Las Virgenes-Triunfo Joint Powers Authority	Pure Water Project (PWP) Las Virgenes-Triunfo	127,096	Not Disadvantaged	Water Reuse	\$50,000,000	1
8798-110	5	Merced, City of	Wastewater Treatment Facility Phase VI Improvements Project	73,610	Disadvantaged	Wastewater Treatment Plant Rehabilitation	\$50,000,000	2

Project Number	Region	Applicant Name	Project Name	Community Size	Disadvantaged Status	Project Type	IUP Amount	Reason for Delay
8803-110	8	Eastern Municipal Water District	Purified Water Replenishment Advanced Water Purification Facility	905,262	Not Disadvantaged	Water Reuse	\$15,000,000	1
8730-110	2	Burlingame, City of	City of Burlingame Wastewater Treatment Facility Digester Improvements Project	30,118	Not Disadvantaged	Wastewater Treatment Plant Rehabilitation	\$30,000,000	1
8807-110	2	Union Sanitary District	WAS Thickener Replacement Project	260,000	Not Disadvantaged	Wastewater Treatment Plant Rehabilitation	\$22,500,000	2
8668-110	2	Oakland, City of	Sanitary Sewer Rehabilitation (Sub-basin 82-005) Phase 2	412,200	Not Disadvantaged	Sewer System Rehabilitation	\$4,993,381	5
8001-210	5	Dixon, City of	Dixon WWTF Expansion Project	19,143	Not Disadvantaged	General Improvements/Upgrades	\$36,683,000	2
8760-110	2	Sunnyvale, City of	Existing Plant Rehabilitation Project	157,635	Not Disadvantaged	Wastewater Treatment Plant Rehabilitation	\$50,000,000	2
8722-110	8	Inland Empire Utilities Agency	Recycled Water Interconnection to the City of Rialto	850,000	Not Disadvantaged	Water Reuse	\$50,000,000	4
8644-110	5	Riverbank, City of	Riverbank Regional Recycled Water Project - Phase I	25,189	Not Disadvantaged	Water Reuse	\$50,000,000	3
8649-110	5	Yolo, County of	Waste Management Unit H4 Construction Project	216,403	Not Disadvantaged	Non-Point Source	\$6,400,000	2
8803-210	8	Eastern Municipal Water District	Purified Water Replenishment Conveyance Pipeline and Blending Facility	905,262	Not Disadvantaged	Water Reuse	\$12,000,000	1
8504-110	9	San Diego, City of	Los Peñasquitos Lagoon Restoration Phase I	1,400,000	Not Disadvantaged	Non-Point Source	\$55,000,000	1

Project Number	Region	Applicant Name	Project Name	Community Size	Disadvantaged Status	Project Type	IUP Amount	Reason for Delay
Small DAC and Wastewater Grant Eligible Projects								
8748-110	5	Big Sandy Rancheria of Western Mono Indians of California	Big Sandy Rancheria Wastewater System Improvements	150	Disadvantaged	Septic-to-Sewer	\$6,570,000	1
8665-110	5	Fresno, City of	Daleville Residential Septic to Sewer Construction Project	277	Disadvantaged	Septic-to-Sewer	\$2,847,342	1
7886-210	5	Isleton, City of	City of Isleton Wastewater System Improvement Project	520	Disadvantaged	Wastewater Treatment Plant Rehabilitation	\$8,491,000	2
8138-210	1	Klamath Community Services District	Klamath CSD Wastewater System Renovation	946	Disadvantaged	Wastewater Treatment Plant Rehabilitation	\$6,126,183	1
8559-110	5	Lemon Cove Sanitary District	Lemon Cove Wastewater Treatment Improvement Project	504	Disadvantaged	Wastewater Treatment Plant Rehabilitation	\$680,000	1
8646-110	5	Lost Hills Utility District	CalTrans Sewer Relocation Project	1,768	Disadvantaged	Sewer System Rehabilitation	\$891,109	1
8426-210	6	Markleeville Public Utility District	Sewer Pump Station Relocation Project	191	Disadvantaged	Pump Station	\$1,975,232	7
8754-110	5	Olivehurst Public Utility District	Regional Wastewater Transmission and Treatment Facilities Project	16,262	Disadvantaged	Regionalization / Consolidation	\$15,000,000	5
8621-110	5	Redding, City of	Ricardo Ave Septic to Sewer	100	Disadvantaged	Septic-to-Sewer	\$2,678,000	3
8403-210	1	Rio Dell, City of	Painter St. Sewer Line Replacement Project	3,385	Disadvantaged	Sewer System Rehabilitation	\$1,490,550	3
8713-310	8	San Bernardino, City of - Municipal Water Department	Septic to Sewer Construction of the Arrowhead Farms and Newmark	930	Disadvantaged	Septic-to-Sewer	\$24,921,050	1

Project Number	Region	Applicant Name	Project Name	Community Size	Disadvantaged Status	Project Type	IUP Amount	Reason for Delay
8791-110	7	Salton Community Services District	CWSRF Planning Application for Salton CSD Treatment Plant Capacity	8,340	Disadvantaged	Wastewater Treatment Plant Rehabilitation	\$1,417,000	3
8774-110	5	Stanislaus, County of	West Modesto Sewer Infrastructure Project - Area 9 (Colorado/Rouse)	1,926	Disadvantaged	Septic-to-Sewer	\$20,270,861	3
8622-110	1	Tolowa Dee-ni Nation	Howonquet Wastewater Improvement Construction Project	112	Disadvantaged	Regionalization / Consolidation	\$15,000,000	1
8472-210	7	Twentynine Palms, City of	Wastewater Reclamation Project Phase 1	14,316	Disadvantaged	Septic-to-Sewer	\$30,000,000	5
8753-110	5	Wheatland, City of	Regional Wastewater Transmission and Treatment Facilities Project	3,715	Disadvantaged	Regionalization / Consolidation	\$15,000,000	1
8708-110	5	Arbuckle Public Utility District	Arbuckle Public Utility District Wastewater System Upgrade	3,484	Disadvantaged	General Improvements/Upgrades	\$6,369,188	1
8638-110	5	Lake Oroville Public Utility District	Palermo Wastewater Consolidation Project	14,152	Disadvantaged	Regionalization / Consolidation	\$2,453,500	3
8810-110	5	Madera, County of	Madera County Maintenance District 19 - Parkwood Sewer Consolidation Project	1,000	Disadvantaged	Regionalization / Consolidation	\$500,000	2
8776-110	8	San Bernardino, County of	CSA 70 Bloomington Septic-to-Sewer System Expansion Project	1,295	Disadvantaged	Septic-to-Sewer	\$1,000,000	3
8777-110	8	San Bernardino, County of	CSA 70 Cedar Glen Septic-to-Sewer System Project	1,232	Disadvantaged	Septic-to-Sewer	\$3,200,000	5

Project Number	Region	Applicant Name	Project Name	Community Size	Disadvantaged Status	Project Type	IUP Amount	Reason for Delay
8809-110	3	San Miguel Community Services District	Septic to Sewer Conversion Project	2,837	Disadvantaged	Septic-to-Sewer	\$1,465,000	1

**Exhibit F: SFY 2024-25 Cumulative CWSRF Administrative & Technical Assistance Allowance Expenditures/Banked Authority**

FFY	Final Cap Grant Amount (incl. In-Kind)	Budget Amount	In-Kind Amount	Expenditure Amount	Balance	Banked Amount
1989 Base	\$127,575,454	\$4,252,609.00	\$0	\$4,252,609	\$0	\$0
1990 Base	\$119,777,400	\$3,992,564.00	\$0	\$3,992,564	\$0	\$0
1991 Base	\$146,778,100	\$4,892,584.00	\$0	\$4,892,584	\$0	\$0
1992 Base	\$138,962,400	\$4,632,061.00	\$0	\$4,632,061	\$0	\$0
1993 Base	\$137,465,064	\$5,498,601.00	\$0	\$5,498,601	\$0	\$0
1994 Base	\$85,295,430	\$2,902,944.00	\$0	\$2,902,944	\$0	\$0
1995 Base	\$88,091,784	\$3,245,794.00	\$0	\$3,245,794	\$0	\$0
1996 Base	\$144,296,955	\$4,809,879.00	\$0	\$4,809,879	\$0	\$0
1997 Base	\$44,573,943	\$1,485,792.00	\$0	\$1,485,792	\$0	\$0
1998 Base	\$96,306,309	\$3,210,197.00	\$0	\$3,210,197	\$0	\$0
1999 Base	\$104,475,489	\$3,482,503.00	\$0	\$3,482,503	\$0	\$0
2000 Base	\$95,987,727	\$3,199,578.00	\$0	\$3,199,578	\$0	\$0
2001 Base	\$95,134,446	\$3,171,136.00	\$0	\$3,171,136	\$0	\$0
2002 Base	\$95,346,405	\$3,178,201.00	\$220,000	\$2,938,148	\$0	\$20,053
2003 Base	\$94,726,665	\$3,157,543.00	\$80,053	\$3,077,490	\$0	\$0
2004 Base	\$94,783,887	\$3,159,450.00	\$170,000	\$2,989,450	\$0	\$0
2005 Base	\$82,745,541	\$2,758,174.00	\$80,000	\$2,678,174	\$0	\$0
2006 Base	\$46,383,876	\$1,546,123.00	\$0	\$1,546,123	\$0	\$0
2007 Base	\$92,791,710	\$3,093,044.00	\$0	\$3,093,044	\$0	\$0
2008 Base	\$48,922,291	\$1,630,737.00	\$95,800	\$1,534,937	\$0	\$0
2009 Base	\$280,285,800	\$11,211,432.00	\$0	\$11,211,432	\$0	\$0
2009 Base	\$48,667,707	\$1,622,250.00	\$0	\$1,622,250	\$0	\$0
2010 Base	\$145,721,000	\$4,857,347.00	\$0	\$343,185	\$0	\$4,514,162

FFY	Final Cap Grant Amount (incl. In-Kind)	Budget Amount	In-Kind Amount	Expenditure Amount	Balance	Banked Amount
2011 Base	\$105,570,800	\$3,519,013.00	\$0	\$156,611	\$0	\$3,362,401
2012 Base	\$101,080,000	\$3,369,320.00	\$15,000	\$1,110,735	\$0	\$2,243,585
2013 Base	\$95,485,000	\$3,182,821.00	\$0	\$1,213,356	\$0	\$1,969,464
2014 Base	\$100,277,000	\$3,342,553.00	\$0	\$770,885	\$0	\$2,571,668
2015 Base	\$99,763,000	\$3,325,420.00	\$0	\$357,473	\$0	\$2,967,947
2016 Base	\$95,558,000	\$3,185,254.00	\$268,000	\$372,719	\$0	\$2,544,535
2017 Base	\$94,822,000	\$3,160,721.00	\$139,125	\$147,049	\$0	\$2,874,547
2018 Base	\$114,792,000	\$3,826,385.00	\$0	\$462,906	\$0	\$3,363,479
2019 Base	\$113,637,000	\$3,787,885.00	\$0	\$702,462	\$0	\$3,085,422
2020 Base	\$113,653,000	\$3,788,418.00	\$0	\$0	\$0	\$3,788,418
2021 Base	\$113,637,000	\$3,787,885.00	\$0	\$458,750	\$0	\$3,329,135
2022 Base	\$82,753,000	\$4,137,633.00	\$0	\$4,137,633	\$0	\$0
2022 IIJA- General	\$127,290,000	\$6,943,091.00	\$0	\$69,430,901	\$0	\$0
2023 Base	\$53,649,000	\$2,682,439.00	\$0	\$1,905,013	\$0	\$777,426
2023 IIJA- General	\$149,075,000	\$8,131,364.00	\$0	\$5,848,791	\$2,282,573	\$0
2024 Base	\$58,386,000	\$2,919,288.00	\$0	\$687,128	\$2,232,160	\$0
2024 IIJA- General	\$162,647,000	\$8,132,350.00	\$0	\$4,974,367	\$3,157,983	\$0
<b>Total</b>	<b>\$4,237,170,183</b>	<b>\$156,212,383</b>	<b>\$1,067,978</b>	<b>\$172,547,257</b>	<b>\$25,360,391</b>	<b>\$37,412,241</b>

NOTE: Amounts do not include the related State Match amount.

### Exhibit G: SFY 2024-25 CWSRF Green Project Reserve Projects<sup>4</sup>

Funding Recipient	Project Number	Funding Agreement	Green Project Reserve Funding Amount	Total Agreement Amount
West Bay Sanitary District	8619-110	D2301011	\$50,000,000	\$50,000,000
San Diego, City of	8553-110	D2301012	\$36,911,173	\$36,911,173
Carpinteria Valley Water District	8366-110	D2301013	\$19,650,606	\$39,301,212
San Francisco, Public Utilities Commission of the City and County of	8651-110	D2301016	\$100,000,000	\$100,000,000
<b>Total Projects</b>	<b>4</b>		<b>\$206,561,779</b>	<b>\$226,212,385</b>

### Historical Green Project Reserve Spending

Federal Fiscal Year Grant	State Fiscal Year	Grant Award Amount	Minimum Green Project Reserve Amount by FFY Grant	Committed Green Project Reserve Amount Per FFY Grant	Uncommitted Subsidy Amount by FFY	Disbursed Green Project Reserve Amount by FFY Grant	Undisbursed Green Project Reserve Amount by FFY Grant
Base 2010	10-11	\$145,721,000	\$29,144,200	\$37,106,001	\$0	\$37,106,001	\$0
Base 2011	11-12	\$105,570,800	\$21,114,160	\$120,930,763	\$0	\$120,930,763	\$0
Base 2012	12-13	\$101,080,000	\$10,108,000	\$24,779,684	\$0	\$24,779,684	\$0
Base 2013	13-14	\$95,485,000	\$9,548,500	\$152,836,152	\$0	\$152,836,152	\$0
Base 2014	14-15	\$100,277,000	\$10,027,700	\$63,278,840	\$0	\$63,278,840	\$0
Base 2015	15-16	\$99,763,000	\$9,976,300	\$110,018,626	\$0	\$110,018,626	\$0
Base 2016	16-17	\$95,558,000	\$9,555,800	\$317,370,615	\$0	\$317,370,615	\$0
Base 2017	17-18	\$94,822,000	\$9,482,200	\$457,167,578	\$0	\$457,167,578	\$0
Base 2018	18-19	\$114,792,000	\$11,479,000	\$27,016,950	\$0	\$27,016,950	\$0
Base 2019	19-20	\$113,637,000	\$11,363,700	\$370,181,871	\$0	\$370,181,871	\$0

<sup>4</sup> Green Project Reserve includes projects that promote Green Infrastructure, Energy Efficiency, Water Efficiency or Environmentally Innovative projects. Projects were categorically eligible or required a business case justification.

Federal Fiscal Year Grant	State Fiscal Year	Grant Award Amount	Minimum Green Project Reserve Amount by FFY Grant	Committed Green Project Reserve Amount Per FFY Grant	Uncommitted Subsidy Amount by FFY	Disbursed Green Project Reserve Amount by FFY Grant	Undisbursed Green Project Reserve Amount by FFY Grant
Base 2020	20-21	\$113,653,000	\$11,365,300	\$105,477,794	\$0	\$105,477,794	\$0
Base 2021	21-22	\$113,637,000	\$11,363,700	\$364,054,871	\$0	\$260,893,748	\$165,866,527
Base 2022	22-23	\$82,753,000	\$8,275,300	\$56,289,067	\$0	\$1,546,598	\$54,742,469
IIJA General 2022	22-23	\$127,290,000	\$12,729,000	\$15,000,000	\$0	\$3,597,218	\$11,402,782
Base 2023	23-24	\$53,649,000	\$5,364,900	\$34,992,500	\$0	\$5,149,796	\$29,842,704
IIJA General 2023	23-24	\$149,075,000	\$14,907,500	\$30,000,000	\$0	\$0	\$30,000,000
Base 2024	24-25	\$58,386,000	\$5,838,600	\$106,561,779	\$0	\$890,380	\$105,671,399
IIJA General 2024	24-25	\$162,647,000	\$16,264,700	\$40,000,000	\$0	\$0	\$40,000,000
<b>Total</b>		<b>\$1,927,795,800</b>	<b>\$217,908,560</b>	<b>\$2,433,063,091</b>	<b>\$0</b>	<b>\$2,058,242,614</b>	<b>\$437,525,881</b>

**Exhibit H: SFY 2024-25 CWSRF Additional Subsidy Projects (Principal Forgiveness)**

FFY Grant	SFY	Grant Award Amount	Minimum Subsidy Amount by FFY Grant	Maximum Subsidy Amount by FFY Grant	Committed Subsidy Amount by FFY Grant	Uncommitted Subsidy Amount by FFY Grant	Disbursed Subsidy Amount by FFY Grant	Undisbursed Subsidy Amount by FFY Grant
2010	10-11	\$145,721,000	\$21,824,382	\$72,747,939	\$72,747,939	\$0	\$72,747,924	\$0
2011	11-12	\$105,570,800	\$9,786,413	\$32,609,378	\$32,609,378	\$0	\$32,609,378	\$0
2012	12-13	\$101,080,000	\$5,617,660	\$8,426,490	\$8,426,490	\$0	\$8,426,490	\$0
2013	13-14	\$95,485,000	\$4,497,751	\$6,746,627	\$6,746,627	\$0	\$6,746,627	\$0
2014	14-15	\$100,277,000	\$5,456,840	\$8,185,259	\$8,185,259	\$0	\$8,046,076	\$0
2015	15-16	\$99,763,000	\$0	\$29,928,900	\$29,928,900	\$0	\$29,925,780	\$3,120
2016	16-17	\$95,558,000	\$9,555,800	\$38,223,200	\$38,223,200	\$0	\$36,341,330	\$1,881,870
2017	17-18	\$94,822,000	\$9,482,200	\$37,928,800	\$37,928,800	\$0	\$37,657,911	\$270,889
2018	18-19	\$114,792,000	\$11,479,200	\$45,916,800	\$45,916,800	\$0	\$38,831,478	\$7,085,323
2019	19-20	\$113,637,000	\$11,363,700	\$45,454,800	\$45,454,800	\$0	\$20,751,893	\$24,702,908
2020	20-21	\$113,653,000	\$11,365,300	\$45,461,200	\$45,461,200	\$0	\$33,904,927	\$11,556,273
2021	21-22	\$113,637,000	\$11,363,700	\$45,454,800	\$45,454,800	\$0	\$23,204,808	\$22,249,993
2022	22-23	\$82,753,000	\$8,275,300	\$33,101,200	\$33,101,200	\$0	\$18,902,543	\$14,198,657
2022 IIJA General	22-23	\$127,290,000	\$62,372,100	\$62,372,100	\$57,193,232	\$5,178,868	\$4,987,655	\$52,205,577
2023	23-24	\$53,649,000	\$5,364,900	\$21,459,600	\$15,619,344	\$5,840,256	\$138,695	\$15,480,650
2023 IIJA General	23-24	\$149,075,000	\$73,046,750	\$73,046,750	\$41,999,384	\$31,047,366	\$0	\$41,999,384
2024	24-25	\$58,386,000	\$5,838,600	\$23,354,400	\$15,216,371	\$8,138,029	\$0	\$23,354,400
2024 IIJA General	24-25	\$162,647,000	\$79,697,030	\$79,697,030	\$0	\$79,697,030	\$0	\$79,697,030
<b>Total</b>		<b>\$1,927,795,800</b>	<b>\$346,387,626</b>	<b>\$710,115,273</b>	<b>\$580,213,724</b>	<b>\$129,901,549</b>	<b>\$373,223,513</b>	<b>\$294,686,072</b>

**Exhibit I: SFY 2024-25 Cumulative CWSRF Revenue Bond (Green Bond) Funded Projects Update**

Project Number	Party	CWSRF Financing Amount	Project Description	Proceeds used for Reimbursement at Closing in FY 23/24	Amount Disbursed from Series 2023 Bonds as of 6/30/2025	Amount Disbursed from Series 2024 Bonds as of 6/30/2025	Anticipated Future Disbursements from Series 2023/2024
7899-110	Carlsbad Municipal Water District	\$22,150,000	The Phase III Recycled Water Project expands the District's recycled water system to the north area of Carlsbad and commences expansion into neighboring water service agencies. The project expands the treatment capacity from 4 to 6 million gallons per day, installs 85,000 linear feet of pipe and relocates or constructs new storage.	\$0	\$5,449,065	\$0	\$0
7882-110	South Coast Water District	\$102,560,000	The Tunnel Stabilization & Sewer Rehabilitation Project will rehabilitate the existing tunnel and sewer pipeline to eliminate the risk of rock falls and timber support failure. This Project will prevent worker injuries and avoid the release of sewage onto the beach and into the ocean.	\$7,816,556	\$6,485,701	\$7,520,805	\$0
8025-180	Sacramento Regional County Sanitation District	\$564,657,506	The Tertiary Treatment Facility project will treat secondary effluent with filtration and disinfection to the level that meets Department of Public Health Title 22 reclamation criteria during May-October, and filtration at the Title 22 equivalent rates for 217 million gallons per day of treated effluent discharge flows during November-April, followed by disinfection of all effluent. The TTF design is also based on meeting the applicable effluent limitations and performance specifications for disinfected effluent coliform and filter effluent turbidity included in the District's permit.	\$0	\$49,986,276	\$81,550,561	\$0

Project Number	Party	CWSRF Financing Amount	Project Description	Proceeds used for Reimbursement at Closing in FY 23/24	Amount Disbursed from Series 2023 Bonds as of 6/30/2025	Amount Disbursed from Series 2024 Bonds as of 6/30/2025	Anticipated Future Disbursements from Series 2023/2024
8111-110	San Francisco, Public Utilities Commission of the City and County of	\$176,094,031	The Westside Recycled Water Project includes all facilities to produce and deliver approximately 2 million gallons per day of recycled water for irrigation use in the western end of San Francisco. The project includes a new recycled water treatment facility consisting of membrane filtration, reverse osmosis, and ultraviolet light disinfection; a 1.6 mg storage reservoir; distribution pumping facilities; 5-6 miles of new distribution pipelines; and retrofit of existing irrigation systems for compliance with Title 22 regulations.	\$0	\$32,616,697	\$5,120,478	\$0
8211-110	Santa Monica, City of	\$75,885,903	<p>The Sustainable Water Infrastructure Project (SWIP) will help reduce the City's use of imported water, replenish groundwater supply, increase drought resilience, improve beach water quality, and meet Enhanced Watershed Management Plan requirements. The project will accomplish these objectives via the integrated harvesting and treatment of municipal wastewater, stormwater, and brackish/saline impaired groundwater for conjunctive reuse, and when permitted, for aquifer recharge and indirect potable reuse.</p> <p>The major construction elements include: Brackish/Saline Impaired Groundwater Reuse at Santa Monica Urban Runoff Recycling Facility; Recycled Water Production and Conjunctive Reuse at the Civic Center Parking Lot; and Stormwater Harvesting and Reuse Tank at Memorial Park.</p>	\$1,548,253	\$0	\$0	\$0

Project Number	Party	CWSRF Financing Amount	Project Description	Proceeds used for Reimbursement at Closing in FY 23/24	Amount Disbursed from Series 2023 Bonds as of 6/30/2025	Amount Disbursed from Series 2024 Bonds as of 6/30/2025	Anticipated Future Disbursements from Series 2023/2024
8029-110	San Luis Obispo, City of	\$140,000,000	The Water Resource Recovery Facility Expansion and Improvements Project will replace aging equipment and meet NPDES and WDR requirements for final effluent discharge. The Project proposes upgrades to secondary treatment and disinfection technologies used, as well as various expansion and improvement throughout the site.	\$12,148,263	\$36,591,320	\$0	\$0
8095-110	Brentwood, City of	\$65,102,000	The existing 5 million gallon per day (MGD) tertiary treatment plant was planned to accommodate future expansion to 10 MGD by adding to current unit processes: oxidation ditches, secondary clarifiers, sand filters, belt presses and related infrastructure. Conversion of the chlorine contact basin to ultraviolet disinfection is also included. This Phase II expansion will incrementally increase capacity by 1.4 MGD, from 5 MGD to 6.4 MGD, consistent with current growth projections.	\$3,031,472	\$29,663,907	\$0	\$0
8215-210	Roseville, City of	\$29,674,755	The purpose of the Energy Recovery Project is to utilize digester gas (DG) generated by anaerobic digesters constructed to offset the energy footprint of Pleasant Grove Wastewater Treatment Plant (PGWWTP). The selected Energy Recovery Project offers the following financial and environmental benefits: Reduced operating cost, Revenue from the sale of renewable natural gas; Revenue from tipping fees charged for acceptance of high-strength waste; Reduction in electricity costs; Potential future revenues from sale of Low-Carbon Fuel Standard credits; and more.  The Energy Recovery Project will be constructed south of the	\$143,241	\$18,653,007	\$0	\$0

Project Number	Party	CWSRF Financing Amount	Project Description	Proceeds used for Reimbursement at Closing in FY 23/24	Amount Disbursed from Series 2023 Bonds as of 6/30/2025	Amount Disbursed from Series 2024 Bonds as of 6/30/2025	Anticipated Future Disbursements from Series 2023/2024
			existing PGWWTP. The City will construct and install equipment for the following: High Strength Waste (HSW); DG conditioning system; DG separation system; Fueling station; and four microturbines.				
8215-110	Roseville, City of	\$78,347,000	<p>The Project will address future flows, reduce biosolids related odors and expand the City of Roseville - Pleasant Grove Wastewater Treatment Plant from 9.5 mgd to 12 mgd.</p> <p>Construction will include: four new primary clarifiers and odor control facilities; electrical building, solids thickening building; solids thickening equipment; two anaerobic digesters; sludge pumping systems; a waste gas burner; conversion of an existing waste activated sludge (WAS) holding tank to a concentrate storage tank; conversion of an existing WAS holding tank to a digested sludge holding tank/secondary digester; and ancillary facilities.</p>	\$1,954,355	\$32,028,000	\$0	\$0

Project Number	Party	CWSRF Financing Amount	Project Description	Proceeds used for Reimbursement at Closing in FY 23/24	Amount Disbursed from Series 2023 Bonds as of 6/30/2025	Amount Disbursed from Series 2024 Bonds as of 6/30/2025	Anticipated Future Disbursements from Series 2023/2024
8156-110	Santa Clarita Valley Sanitation District	\$109,627,000	The Advanced Water Treatment Facility Project consists of 6 million gallons per day of microfiltration and reverse osmosis facilities at the Valencia Water Reclamation Plant. These facilities will improve the plant's effluent and thus, help bring the District in compliance with brine management waste discharge requirements.	\$0	\$12,128,918	\$0	\$0
8371-110	San Francisco, Public Utilities Commission of the City and County of	\$54,387,969	As part of the Digester Gas Utilization Upgrade Project, the gas storage vessel and digester gas conditioning equipment will be replaced. The existing cogeneration Internal-Combustion units (IC engines) and controls will also be replaced. Other improvements include providing an ancillary exhaust gas conditioning and heat exchanger systems to comply with regulatory air board requirements. Improved reliability and redundancy of hot water and electrical energy production systems, as well as, ventilation upgrades will maximize process efficiency within the energy recovery building. The electrical gear at Sub-Station No. 5 will be replaced to provide parallel electrical gear end power system reliability.	\$6,116,548	\$4,569,326	\$0	\$0

Project Number	Party	CWSRF Financing Amount	Project Description	Proceeds used for Reimbursement at Closing in FY 23/24	Amount Disbursed from Series 2023 Bonds as of 6/30/2025	Amount Disbursed from Series 2024 Bonds as of 6/30/2025	Anticipated Future Disbursements from Series 2023/2024
8470-110	Coachella Valley Water District	\$28,632,117	This Non-Potable Water Connections Project involves the construction and operation of approximately 9.5 miles of Non-Potable Water pipeline segments and connections to provide irrigation water to users who currently use groundwater or District-supplied potable water for irrigation. The Project also includes replacement of an existing pump station for a total online pumping capacity of approximately 12,000 gallons per minute (gpm) for the low pressure system and 12,000 gpm for the high pressure system, as well as a standby capacity of 8,000 gpm.	\$4,986,668	0	\$3,543,863	\$0
8258-110	Richmond, City of	\$50,000,000	The City proposes to implement critical improvements to the Wastewater Treatment Plant (WWTP). The critical improvements are being implemented to address sanitary sewer overflows, replace aging and unreliable infrastructure, comply with future discharge regulations, and upgrade or replace non-functioning or obsolete treatment processes with efficient, adaptable, and reliable systems. The treatment plant projects would not expand the capacity of the current systems, so as to encourage population growth and development within the City. Rather, these projects would improve the functionality of the existing WWTP. The project will include: Grit removal system upgrades, aeration system upgrades, and secondary clarifier improvements.	\$11,424,797	\$13,554,493	\$0	\$0

Project Number	Party	CWSRF Financing Amount	Project Description	Proceeds used for Reimbursement at Closing in FY 23/24	Amount Disbursed from Series 2023 Bonds as of 6/30/2025	Amount Disbursed from Series 2024 Bonds as of 6/30/2025	Anticipated Future Disbursements from Series 2023/2024
8264-210	Silicon Valley Clean Water	\$51,631,579	The Project will construct new facilities to replace aging infrastructure and convey wastewater from the new gravity pipeline. The project will include the following: Construction of new receiving lift station; Construction of a new headworks treatment facility; Construction of odor control facilities; Electrical improvements, instrumentation and control systems; and other supporting infrastructure.	\$9,610,648	\$9,031,241	\$0	\$0
8264-710	Silicon Valley Clean Water	\$57,763,158	The project will make improvements to the Redwood City and Menlo Park Pump Stations, and decommission and repurpose the Belmont Pump Station and connect it to the new gravity sewer. Improvements at the Redwood City Pump Station include repurposing the existing pump station to house dosing chemicals, and constructing a new pump station at the site. New pumps will be installed at the Menlo Park Pump Station. As part of this segment of work, the Belmont gravity pipeline will enter the repurposed San Carlos Pump Station and be routed to the drop shaft that connects to the Gravity Pipeline (Segment 1).	\$0	\$24,891,856	\$4,611,792	\$0

Project Number	Party	CWSRF Financing Amount	Project Description	Proceeds used for Reimbursement at Closing in FY 23/24	Amount Disbursed from Series 2023 Bonds as of 6/30/2025	Amount Disbursed from Series 2024 Bonds as of 6/30/2025	Anticipated Future Disbursements from Series 2023/2024
8447-110	Stockton, City of	\$46,800,000	The Regional Wastewater Control Facilities Modifications Project will provide a wastewater treatment capacity of 40.2 million gallons per day. The Project will include upgrades and modifications to the following components: Preliminary Treatment, Primary Treatment, Secondary Treatment, Tertiary Treatment, Effluent Disinfection, Solids Handling, Flow Diversion and Storage, Personnel Facilities, Security, and other minor modifications.	\$0	\$44,460,000	\$0	\$0
8286-110	San Francisco, Public Utilities Commission of the City and County of	\$112,036,181	The New Headworks (Grit) Replacement Project will replace two aging facilities with a single headworks facility designed to: improve process performance (higher screenings and grit removal); minimize grit deposition in channels; handle a wide range of flow and load conditions (30 - 250 million gallons per day); provide operational flexibility and reliability; contain odors within plant site; and provide an operation and maintenance friendly facility. Project components include: new influent junction area; new fine screens and screening handlings; new grit removal and grit handling systems; and a two-stage odor control system.	\$0	\$78,620,278	\$12,400,083	\$0

Project Number	Party	CWSRF Financing Amount	Project Description	Proceeds used for Reimbursement at Closing in FY 23/24	Amount Disbursed from Series 2023 Bonds as of 6/30/2025	Amount Disbursed from Series 2024 Bonds as of 6/30/2025	Anticipated Future Disbursements from Series 2023/2024
8372-110	San Francisco, Public Utilities Commission of the City and County of	\$132,000,000	The Biosolids Digester Facilities Project would replace the outdated existing solids treatment facilities with more reliable, efficient, and modern technologies and facilities at and adjacent to the existing Southeast Plant (SEP). Many of the existing SEP treatment facilities are over 60 years old, require significant maintenance, and are operating well beyond their useful life. The Project would replace the existing digesters with new digesters and other new facilities that produce higher-quality biosolids, capture and treat odors more effectively, and maximize digester gas utilization and energy recovery for the production of heat, steam, and electrical power. In addition, the Project would locate the digesters farther away from existing residences, limit project-generated odors to the SEP fence line, and make visual improvements in and around the SEP.	\$0	\$128,000,000	\$0	\$0
8524-110	Oro Loma Sanitary District	\$25,000,000	The project proposes to replace existing clay pipe with HDPE pipe using pipe bursting methods. The project proposes to include replacements in designated disadvantaged community areas located within the project target areas. The new HDPE pipe is impervious to tree root intrusion which impacts older clay pipes. Flushing costs will be cut by 90% and losses from inflow and infiltration will be reduced as a result of the project.	\$1,999,449	\$12,489,665	\$1,988,650	\$0
	<b>Eligible Revenue Bond Refinance (Reimbursements)/ Disbursements</b>		<b>Total</b>	<b>\$60,780,250</b>	<b>\$539,219,750</b>	<b>\$116,736,232</b>	<b>\$0</b>

## Exhibit J: SFY 2024-25 CWSRF Projects With Financing Services Fees

Fund 3147 - Small Community Grant Fee (percentage of outstanding principal balance)<sup>5</sup>

Contract Number	Project Number	Recipient	Fee Rates
00-808	4521-110	Riverbank, City of	2.6%
07-810	5051-110	Reedley, City of	2.4%
07-812	4699-110	Crescent City, City of	2.4%
07-828	4438-110	Colusa, City of	2.4%
07-829	5085-110	Union Sanitary District	2.7%
08-804	4729-130	La Mesa, City of	2.6%
08-813	5055-110	Patterson, City of	2.6%
08-814	4352-110	Lake Arrowhead Community Services District	2.6%
08-815	4680-110	Ventura, County of	2.6%
08-816	4916-110	Los Angeles County Sanitation District	2.6%
08-817	4148-110	Rosamond Community Services District	2.6%
08-838	5139-110	Hughson, City of	1.0%
08-854	4729-140	La Mesa, City of	1.0%
09-850	4688-110	Oakdale, City of	2.5%
09-856	5043-110	Galt, City of	2.9%

<sup>5</sup> Constitutes projects with only a Small Community Grant Fee.

Fund 9739 - Administrative Service Fee (1% of outstanding principal balance)

Contract Number	Project Number	Recipient	Fee Rates
00-804	4486-110	Templeton Community Services District	1.0%
00-818	4062-220	Santa Rosa, City of	1.0%
00-825	4062-170	Santa Rosa, City of	1.0%
00-831	4062-250	Santa Rosa, City of	1.0%
01-803	4053-110	McCloud Community Services District	1.0%
01-810	4062-160	Santa Rosa, City of	1.0%
01-811	4062-230	Santa Rosa, City of	1.0%
01-813	6036-110	Santa Cruz, County of	1.0%
01-814	4062-150	Santa Rosa, City of	1.0%
02-821	4812-110	Napa Sanitation District	1.0%
02-826	4845-110	Santa Margarita Water District	1.0%
02-827	4802-110	Corona, City of	1.0%
03-846	4783-110	Los Angeles County Sanitation District	1.0%
03-847	4783-210	Los Angeles County Sanitation District	1.0%
04-802	6085-110	The Nature Conservancy	1.0%
04-814	4450-110	Coachella Sanitary District	1.0%
04-815	4252-510	La Canada Flintridge, City of	1.0%
05-809	4665-210	Stege Sanitary District	1.0%
05-810	4200-110	Yucaipa Valley Water District	1.0%
05-811	4729-110	La Mesa, City of	1.0%
06-810	4899-110	Inland Empire Utilities Agency	1.0%
07-815	4632-110	Alturas, City of	1.0%
07-816	4728-120	South San Francisco, City of	1.0%
07-818	4729-120	La Mesa, City of	1.0%
07-824	4903-110	Novato Sanitary District	1.0%
08-845	5100-110	Eastern Municipal Water District	1.0%
09-800	5098-110	Linda County Water District	1.0%

Contract Number	Project Number	Recipient	Fee Rates
09-858	5490-110	Del Mar, City of	1.0%
10-808	5219-110	Union Sanitary District	1.0%
10-817	5222-110	Union Sanitary District	1.0%
11-800	4971-240	Redding, City of	1.0%
11-810	4971-260	Redding, City of	1.0%
11-813	5319-110	Inland Empire Utilities Agency	1.0%
11-821	4463-110	Orange County Water District	1.0%
11-825	5175-210	Modesto, City of	1.0%
11-827	5216-110	Silicon Valley Clean Water	1.0%
11-849	5380-110	Redding, City of	1.0%
12-807	7613-110	Fallbrook Public Utility District	1.0%
13-836	7891-110	Redding, City of	1.0%
14-817	7893-110	Fresno, City of	1.0%
93-805	6006-110	Davis, City of	1.0%
93-810	6022-110	Pacheco Water District	1.0%
93-819	4330-110	Goleta Sanitary District	1.0%
94-806	4108-110	Cambria Community Services District	1.0%
96-805	6014-110	San Luis Water District	1.0%
96-813	6000-120	Fresno Metropolitan Flood Control District	0.0%
96-820	4360-110	Davis, City of	1.0%
97-804	4001-220	Los Angeles County Sanitation District	1.0%
97-809	4505-110	Placerville, City of	1.0%
97-813	6031-110	Mammoth Lakes, Town of	1.0%
97-814	4648-110	Rialto, City of	1.0%
97-830	4001-230	Los Angeles County Sanitation District	1.0%
98-813	4262-110	Humboldt County Res. Imp. Dist. 1	1.0%
98-818	4001-250	Los Angeles County Sanitation District	1.0%
98-837	4452-110	Santa Ana Watershed Project Authority	1.0%

Contract Number	Project Number	Recipient	Fee Rates	
99-802	4704-110	Windsor, Town of	1.0%	
99-805	4610-110	Vacaville, City of	1.0%	
99-807	4679-110	Los Angeles, County of	1.0%	
99-811	4429-120	Thousand Oaks, City of	1.0%	
D1501015	8082-110	Sacramento Regional County Sanitation District	1.0%	
D1501016	8101-110	Orange County Water District	1.0%	
D1501017	7831-110	Eastern Municipal Water District	1.0%	
D1501018	8025-150	Sacramento Regional County Sanitation District	1.0%	
D1501019	5295-110	Hi-Desert Water District	1.0%	
D1501021	8026-110	Pacific Grove, City of	1.0%	
D1501031	8075-110	Woodland, City of	1.0%	
D1501034	8086-110	North Marin Water District	1.0%	
D1601005	8062-110	Modesto, City of	1.0%	
D1601014	8096-110	Water Replenishment District of Southern California	1.0%	
D1601015	7896-210	Colusa, City of	1.0%	
D1601021	8166-110	Piedmont, City of	1.0%	
D1601036	8047-110	Eastern Municipal Water District	1.0%	

Contract Number	Project Number	Recipient	Fee Rates	
00-801	4610-120	Vacaville, City of	1.7%	1.0%
00-805	4596-110	Hilmar County Water District	1.6%	1.0%
00-806	4685-110	Sacramento, City of	1.6%	1.0%
00-809	4708-110	Redding, City of	1.6%	1.0%
00-815	4465-110	Yreka, City of	1.6%	1.0%
00-816	4062-140	Santa Rosa, City of	1.6%	1.0%
00-819	4086-110	Lake County Sanitation District	1.6%	1.0%
01-802	4173-110	Laguna County Sanitation District	1.4%	1.0%
01-804	4655-110	Piedmont, City of	1.4%	1.0%
01-815	4771-110	Union Sanitary District	1.4%	1.0%

Contract Number	Project Number	Recipient	Fee Rates	
01-816	4684-110	Ventura, County of	1.4%	1.0%
01-817	4062-240	Santa Rosa, City of	1.6%	1.0%
01-821	4800-110	Redlands, City of	1.5%	1.0%
01-825	4790-110	Vallejo Flood and Wastewater District	1.5%	1.0%
02-804	4252-410	La Canada Flintridge, City of	1.4%	1.0%
02-809	4846-130	Inland Empire Utilities Agency	1.5%	1.0%
02-810	4772-110	Burlingame, City of	1.5%	1.0%
02-811	6061-120	Napa, County Of, Flood Control and Water	1.5%	1.0%
02-816	4801-110	North San Mateo County Sanitation District	1.5%	1.0%
02-817	4655-120	Piedmont, City of	1.5%	1.0%
02-818	4307-110	San Luis Obispo, City of	1.5%	1.0%
02-823	4007-610	Alameda, City of	1.6%	1.0%
02-824	4728-110	South San Francisco, City of	1.5%	1.0%
02-825	4658-110	Victor Valley Wastewater Rec Authority	1.5%	1.0%
03-801	4695-110	Escondido, City of	1.4%	1.0%
03-804	4657-110	Tahoe-Truckee Sanitation Agency	1.6%	1.0%
03-806	4528-210	Benicia, City of	1.6%	1.0%
03-811	4655-130	Piedmont, City of	1.5%	1.0%
03-848	4783-310	Los Angeles County Sanitation District	1.3%	1.0%
05-803	4693-110	Petaluma, City of	1.4%	1.0%
05-808	4844-110	North Marin Water District	1.4%	1.0%
06-801	4823-110	Sonoma Valley County Sanitation District	1.3%	1.0%
06-802	6090-110	The Conservation Fund	1.3%	1.0%
06-803	4971-110	Redding, City of	1.2%	1.0%
06-806	4969-110	Nevada County Sanitation District #1	1.2%	1.0%
07-813	5053-110	Union Sanitary District	1.4%	1.0%
07-817	6093-110	St. Helena, City of	1.4%	1.0%
07-819	4971-210	Redding, City of	1.4%	1.0%

Contract Number	Project Number	Recipient	Fee Rates	
07-820	4790-120	Vallejo Flood and Wastewater District	1.4%	1.0%
07-825	4303-110	East Bay Municipal Utility District	1.4%	1.0%
07-826	4971-220	Redding, City of	1.6%	1.0%
07-835	5045-110	Union Sanitary District	1.7%	1.0%
07-836	4470-110	Colfax, City of	1.4%	1.0%
09-814	5044-110	Palo Alto, City of	1.6%	1.0%
09-848	4831-110	Santa Cruz County Sanitation District	1.5%	1.0%
09-851	5152-110	Burlingame, City of	1.9%	1.0%
09-853	5208-110	Fairfield-Suisun Sewer District	1.9%	1.0%
09-857	5539-110	Los Angeles County Sanitation District	1.7%	1.0%
09-861	4395-110	San Diego, City of	1.7%	1.0%
09-864	7476-110	Yucaipa Valley Water District	1.7%	1.0%
10-801	7245-110	El Toro Water District	1.7%	1.0%
10-805	6601-110	Yolo County Flood Control and Water Conservation District	1.7%	1.0%
10-810	5376-110	Victor Valley Wastewater Rec Authority	1.7%	1.0%
10-812	5351-110	Castro Valley Sanitary District	1.6%	1.0%
10-818	5571-110	Delta Diablo	1.6%	1.0%
10-820	5160-110	Sunnyslope County Water District	1.6%	1.0%
10-835	5533-110	Burbank, City of	1.6%	1.0%
10-838	5310-110	Seal Beach, City of	1.6%	1.0%
10-842	5310-120	Seal Beach, City of	1.6%	1.0%
11-809	4971-230	Redding, City of	1.6%	1.0%
11-812	4841-110	Vacaville, City of	1.6%	1.0%
11-818	4841-130	Vacaville, City of	1.6%	1.0%
11-822	5610-110	Santa Ana Watershed Project Authority	1.6%	1.0%
11-832	4905-110	San Diego, City of	1.2%	1.0%
11-833	5602-110	Turlock, City of	1.2%	1.0%
11-836	5256-110	Turlock, City of	1.2%	1.0%

Contract Number	Project Number	Recipient	Fee Rates	
12-802	4250-310	Mission Springs Water District	1.2%	1.0%
12-804	7113-110	Yuba City, City of	0.8%	1.0%
12-811	4905-130	San Diego, City of	1.2%	1.0%
12-816	5069-110	San Diego, City of	0.7%	1.0%
12-820	5400-110	El Paso de Robles, City of	0.7%	1.0%
12-821	5006-110	El Toro Water District	0.7%	1.0%
13-805	5283-110	Placer County Sewer Maintenance District #3	0.9%	1.0%
13-811	5892-110	Los Angeles County Sanitation District	1.1%	1.0%
14-810	7894-110	Western Riverside County Regional WW Authority	0.9%	1.0%
14-832	8025-110	Sacramento Regional County Sanitation District	0.6%	1.0%
97-812	4504-110	Chico, City of	1.6%	1.0%
97-815	4155-110	San Elijo Joint Powers Authority	1.5%	1.0%
97-817	4251-110	Colton, City of	1.5%	1.0%
97-827	4614-110	South San Francisco, City of	1.6%	1.0%
97-829	4441-120	Sacramento, City of	1.2%	1.0%
98-810	4243-110	Wasco, City of	1.6%	1.0%
98-811	6050-110	Merced, County of	1.6%	1.0%
98-816	4429-110	Thousand Oaks, City of	1.4%	1.0%
98-817	4001-260	Los Angeles County Sanitation District	1.4%	1.0%
98-826	6026-110	South Lake Tahoe, City of	1.6%	1.0%
98-828	6061-110	Napa, County Of, Flood Control and Water	1.4%	1.0%
98-830	4529-110	Banning, City of	1.6%	1.0%
99-809	4452-120	Santa Ana Watershed Project Authority	1.7%	1.0%
99-819	4666-110	American Canyon, City of	1.7%	1.0%
99-825	4452-130	Santa Ana Watershed Project Authority	1.6%	1.0%
99-829	4616-110	Calistoga, City of	1.6%	1.0%
99-830	4452-140	Santa Ana Watershed Project Authority	1.6%	1.0%
99-831	4653-110	Sacramento, City of	1.6%	1.0%

Contract Number	Project Number	Recipient	Fee Rates	
D1501005	8025-140	Sacramento Regional County Sanitation District	0.6%	1.0%
D1501006	8004-120	Rodeo Sanitary District	0.6%	1.0%
D1501007	8019-110	Davis, City of	0.6%	1.0%
D1501008	8004-140	Rodeo Sanitary District	0.6%	1.0%
D1501010	8042-110	South Tahoe Public Utility District	0.6%	1.0%
D1501012	8034-110	McKinleyville Community Services District	0.6%	1.0%
D1501014	7824-110	La Mesa, City of	0.8%	1.0%
D1501020	8004-150	Rodeo Sanitary District	0.6%	1.0%
D1501030	8025-160	Sacramento Regional County Sanitation District	0.7%	1.0%
D1501032	8004-130	Rodeo Sanitary District	0.7%	1.0%
D1501035	8025-170	Sacramento Regional County Sanitation District	0.7%	1.0%
D1601003	8116-110	Valley Sanitary District	0.7%	1.0%
D1601006	8057-110	South Tahoe Public Utility District	0.7%	1.0%
D1601007	8066-110	South Tahoe Public Utility District	0.7%	1.0%
D1601009	8188-110	Elsinore Valley Municipal Water District	0.7%	1.0%
D1601011	8189-110	Los Angeles County Sanitation District	0.7%	1.0%
D1601012	8204-110	Los Angeles County Sanitation District	0.7%	1.0%
D1601013	8205-110	Los Angeles County Sanitation District	0.7%	1.0%
D1601019	8164-110	El Toro Water District	0.7%	1.0%
D1601020	8012-110	Jackson, City of	0.7%	1.0%
D1601034	8190-110	Palo Alto, City of	0.8%	1.0%
D1701002	8129-110	San Francisco, Public Utilities Commission of the City and County of	0.8%	1.0%
D1701003	8132-110	San Francisco, Public Utilities Commission of the City and County of	0.8%	1.0%
D1701010	8115-110	Escondido, City of	0.8%	1.0%

---

## VII. APPENDICES

Appendix A	Short-Term Goals
Appendix B	Long-Term Goals
Appendix C	Key Performance Indicators
Appendix D	Operating Agreement and Capitalization Grant Conditions
Appendix E	Program Evaluation Report (PER)
Appendix F	SFY 2024-25 CWSRF Audited Financial Statements

## Appendix A: Short-Term Goals

This section describes the CWSRF program’s efforts to meet the following short-term goals established in the SFY 2024-25 IUP. These goals provided the framework that guided the State Water Board’s decision-making, maximization, and prioritization of both staff and funding sources during SFY 2024-25.

	Short-Term Goal	Comments
1	Prepare and review cash management reports regularly	<ul style="list-style-type: none"> <li>State Water Board’s Division Administrative Services have not prepared cash management reports for the CWSRF since 2018 due to implementation challenges and delays with Fi\$Cal. Nonetheless, the Division of Financial Assistance has created and reviewed in cooperation with DAS certain CWSRF fiscal reports from LGTS that have provided sufficient quarterly fiscal oversight of the CWSRF.</li> </ul>
2	Continue regular staff level finance/audit coordination meetings	<ul style="list-style-type: none"> <li>DFA and DAS staff hold quarterly finance and audit coordination meetings to ensure consistent oversight of the CWSRF’s financial management. Standing topics at finance/audit coordination meetings included (a) reviewing cash flow of projects under contract, short and long-term cash flow projections, and cash flow needs for upcoming projects; (b) comparing actual performance with target performance measures; and (c) reviewing audit issues, program control issues, tax compliance issues, and planning for upcoming audits.</li> </ul>
3	Apply for and accept FFY 2024 Capitalization Grants	<ul style="list-style-type: none"> <li>The State Water Board finalized its FFY 2024 Capitalization Grant applications on August 6, 2024. USEPA awarded the FFY 2024 Grants on August 16, 2024, in the amount of \$221,033,000.</li> </ul>
4	Maintain compliance with the SRF Debt Management Policy	<ul style="list-style-type: none"> <li>The State Water Board staff complied with the Debt Management Policy in SFY 2024-2025. Compliance, surveillance and reporting requirements were met for all outstanding bond issuances consistent with the Debt Management Policy.</li> </ul>
5	Prepare Annual Report and Audited Financial Statements for 2023-24	<ul style="list-style-type: none"> <li>To satisfy federal requirements and ensure the CWSRF’s finances are reliable, audited financial statements for the year ending June 30, 2025 were completed November 19, 2025.</li> <li>The audited financial statements can be found in Appendix F of this Annual Report.</li> <li>This CWSRF SFY 2023-24 Annual Report Was submitted to USEPA on July 21, 2025.</li> </ul>

	<b>Short-Term Goal</b>	<b>Comments</b>
6	Maintain bond compliance	<ul style="list-style-type: none"> <li>The State Water Board complied with all reporting requirements and compliance obligations associated with outstanding revenue bonds.</li> </ul>
7	Provide funds for high-priority projects	<ul style="list-style-type: none"> <li>The State Water Board continued to provide CWSRF financing for high-priority projects that were ready to proceed to a financing agreement in SFY 2024-25. Section III and Exhibit A provide further details about the projects funded by the State Water Board in SFY 2024-25.</li> </ul>
8	Adopt the SFY 2024-25 IUP	<ul style="list-style-type: none"> <li>The State Water Board adopted the SFY 2024-25 IUP on August 6, 2024, to establish its business plan for the CWSRF and ensure timely submission of its FFY 2024 Capitalization Grant applications to US EPA.</li> </ul>
9	Report activities supporting the Water Resilience Portfolio, <a href="#">State Water Board's Strategic Plan</a> , and <a href="#">U.S. EPA's Strategic Plan</a> in the CWSRF Annual Report, OWSRF, and the FFATA Reporting System.	<ul style="list-style-type: none"> <li>In SFY 2024-25, the State Water Board reported activities supporting the USEPA strategic goals via the CWSRF Annual Report and the State Revolving Fund Public Portal (OWSRF).</li> <li>State Water Board staff also reported via the Federal Funding Accountability and Transparency Act (FFATA) Reporting System for amounts equal to the FFY 2024 CWSRF Capitalization Grants. Exhibit B lists the projects reported to the FFATA database for FFY 2024.</li> </ul>
10	Amend the CWSRF Policy	<ul style="list-style-type: none"> <li>The CWSRF Policy was amended May 6, 2025. The objective of the CWSRF Policy amendment was to implement process improvements and clarifications to improve funding agreement processing times and to revise prioritization criteria to better align project applications with State Water Board priorities. Throughout 2023-25, State Water Board staff had regular discussions with internal and external stakeholders regarding policy concepts.</li> </ul>
11	Coordinate internally for efficient program implementation	<ul style="list-style-type: none"> <li>State Water Board staff conducted monthly staging meetings in SFY 2024-25 to coordinate and prioritize application reviews to work towards executing agreements for all projects on the Fundable List by June 30, 2025.</li> </ul>
12	External CWSRF Program review to improve program management efficiency	<ul style="list-style-type: none"> <li>The Environmental Finance Center (EFC) at California State University, Sacramento completed a program management review of California's CWSRF program and published a final EFC report in July 2022. DFA executed a contract with EFC to facilitate discussions with stakeholders around the identified</li> </ul>

	Short-Term Goal	Comments
		<p>recommendations for potential efficiencies, improvements, or enhancements that would facilitate application reviews and execution of loan agreements and disbursements. DFA met at least bi-monthly with the SRF Stakeholder Advisory Group throughout SFY 2024-25.</p> <ul style="list-style-type: none"> <li>• Process Improvements implemented by DFA in the SFY 2024-25 include; 1) Developed a standardized process to streamline claims intakes, approvals, and routing processes. 2) Upgraded the online application status tool to accept new information in accordance with AB 682. 3) Modified travel expense submittal requirements to reduce documentation required for travel expense reimbursement under the adopted DWSRF and CWSRF policy revisions.</li> </ul>
13	Develop an electronic disbursement request submittal system, as funding allows	<ul style="list-style-type: none"> <li>• State Water Board staff developed a system for funding recipients to submit electronic disbursement requests, including submittal platforms, standardized forms, signature requirements, and a written procedure for funding recipients. Planning for a more comprehensive online disbursement request portal continued in FY 2024-25.</li> </ul>

## Appendix B: Long-Term Goals

This section discusses the State Water Board’s efforts to meet the following long-term goals for the CWSRF program established in the SFY 2024-25 IUP. These long-term goals also provided a framework that guided the State Water Board’s decision-making, maximization, and prioritization of both staff and funding sources during SFY 2024-25.

	<b>Long-Term Goal</b>	<b>Comments</b>
1	Continue to maximize non-restricted and restricted cash flows	<ul style="list-style-type: none"> <li>State Water Board executed additional financing agreements that will use future CWSRF receipts and help preclude the growth of the CWSRF’s cash balance. The State Water Board continued to monitor individual projects to ensure that cash was being requested on a regular basis; projects that had not requested funds for significant periods of time were prompted to submit disbursement requests. Throughout the year, the State Water Board received cash through a variety of sources, and disbursed cash for a variety of projects and program expenses. DFA also continued to monitor projects and their disbursements to ensure that final disbursements are made within six (6) months of construction completion to ensure that funds are disbursed timely.</li> </ul>
2	Continue to use revenue and capital effectively	<ul style="list-style-type: none"> <li>DFA continued to monitor cash and financing forecasts to determine whether additional capital would be needed.</li> <li>The State Water Board did not sell CWSRF bonds in SFY 2024-25 because it delayed the sale to SFY 2025-26 due to sizing questions and uncertainties about receiving its FFY 2025 CWSRF federal grants.</li> <li>In FY 2024-2025 General Fund State Match was prioritized for disbursement to (1) ensure match for a federal grant was disbursed entirely before disbursing from such federal grant and (2) because the appropriation timeline for the General Fund match was limited and subject to reversion. Thereafter, revenue bond proceeds and federal funds were prioritized to ensure compliance with spending requirements associated with tax-exempt proceeds followed by federal capitalization grant funds.</li> </ul>
3	Continue to maintain financial integrity	<ul style="list-style-type: none"> <li>State Water Board staff analyzed the creditworthiness of all applicants to ensure CWSRF is repaid on time and in full and imposed special conditions where appropriate on applicants to lower the credit risk.</li> <li>Approvals and transactions associated with individual CWSRF projects were documented in each project’s file. In general, a hard-copy or electronic file was established and maintained for each project.</li> </ul>

	Long-Term Goal	Comments
		<ul style="list-style-type: none"> <li>• Each approval and transaction in SFY 2024-2025 required multiple reviews and signoffs from staff and management to ensure accuracy and validity. Written internal procedures for the CWSRF program were also maintained.</li> <li>• State Water Board staff also surveyed financing recipients with outstanding obligations. Recipients are generally required to provide ongoing financial information after loan closing for at least five years, or longer in some cases, or to complete public outreach if there was significant public disapproval during their rate setting process.</li> <li>• DFA staff maintained its “watch list” of financing recipients and potential applicants that show signs of financial weakness. Financial weakness was assessed using the financing recipients’ annual financial statements, a variety of news outlets, and periodic interactions with applicants, the Regional Water Boards, and the public.</li> <li>• CWSRF monitored payments of all outstanding agreements in SFY 2024-25 to identify late payments and prevent delinquent payments, that is payments greater than 10 days past the payment due date, especially payments on agreements that have been pledged to repay CWSRF revenue bonds.</li> <li>• State Water Board staff prepared financial statements for the CWSRF, and the financial statements were audited by an independent auditor in accordance with Government Auditing Standards. A copy of the audited financial statements is included in this report (Appendix F).</li> <li>• Designated State Water Board supervisors and managers were required to file an annual “Statement of Economic Interest” with the California Fair Political Practices Commission. In addition, State Water Board supervisors and managers completed conflict of interest training and are required to complete ethics training biennially.</li> </ul>
4	Continue to finance infrastructure that maintains compliance with federal and state water quality requirements: Support the Water Resilience Portfolio, and <a href="#">U.S. EPA’s Strategic Plan</a>	<ul style="list-style-type: none"> <li>• State Water Board financed approximately \$690 million of infrastructure improvements during SFY 2024-25, which will support the State’s efforts to implement water quality control plans. Water quality control plans are developed on a watershed basis.</li> </ul>

	Long-Term Goal	Comments
5	Continue to invest in small SDACs and small DACs disproportionately affected by pollution and water contamination consistent with the <a href="#">Capacity Development Strategy</a>	<ul style="list-style-type: none"> <li>The Office of Sustainable Water Solutions (OSWS) was established on March 27, 2015 as a result of the Governor signing Assembly Bill 92. OSWS is part of State Water Board's DFA. OSWS was created to promote permanent and sustainable drinking water and wastewater solutions to ensure effective and efficient provision of safe, clean, affordable, and reliable drinking water and wastewater treatment services, focusing on addressing financial and technical assistance needs, particularly for small DAC's. OSWS manages the Small Community Funding Program and provides small disadvantaged and small severely disadvantaged communities low interest loans and principal forgiveness through the CWSRF program and grants through the CWSRF Small Community Grant Fund (CWSRF-SCG) and Small Community Grant Wastewater (SCG-WW) programs utilizing federal and state funds respectively.</li> <li>OSWS continued to implement the State Water Board's combined technical, managerial and financial capacity development strategy for small and/or DAC wastewater and drinking water communities. The combined strategy provides an overview of the challenges the communities face, including failing septic systems, failing and undersized wastewater treatment plants, higher per capita costs, lower household incomes for DACs, and prohibitive rates. The combined strategy also discusses options and offered solutions to help address the communities' pollution and water contamination issues. These include offering grants, principal forgiveness, and reduced interest rates for new infrastructure financing and providing technical assistance. Additional information on technical assistance provided to small DACs in SFY 2024-25 is described in Section IV(E).</li> </ul>
6	Achieve compliance statewide with water quality objectives.	<ul style="list-style-type: none"> <li>The State Water Board continued its efforts to set and enforce water quality objectives. The State Water Board provided financial assistance from the CWSRF to correct pollution problems to help meet these objectives. The environmental benefits of the projects that received CWSRF financing during SFY 2024-25 are summarized in Section II of this report.</li> </ul>
7	Achieve sustainable water resource management consistent with the <a href="#">Human</a>	<ul style="list-style-type: none"> <li>State Water Board continued to make California's water supply more sustainable and resilient, by funding water quality and water recycling projects.</li> </ul>

	Long-Term Goal	Comments
	<a href="#">Right to Water</a> and the <a href="#">Water Supply Strategy</a> .	<p>Funding was provided to help communities have access to sanitation services that are physically accessible within, or in the immediate vicinity of, their household, workplace and educational or health institutions.</p> <ul style="list-style-type: none"> <li>• 4 projects funded during SFY 2024-25 met the USEPA’s “Green Project Reserve” criteria. Green projects reduce the environmental footprint of water and wastewater treatment, collection, and distribution; help utilities adapt to climate change; enhance water and energy conservation; adopt more sustainable solutions to wet weather flows; and promote innovative approaches to water management problems.</li> <li>• All applicants for CWSRF infrastructure financing are required to certify the existence, or current development of, fiscal sustainability plans (FSP). A certified FSP includes an inventory of critical treatment works assets; an evaluation of the condition and performance of the assets; a certification that the applicant evaluated and will be implementing water and energy conservation; and a plan for maintaining, repairing, and replacing the treatment works and funding those activities.</li> <li>• All public agencies that received CWSRF funds were required to certify they have performed a cost and effectiveness analysis and selected a project to maximize the efficient use, reuse, and recapture of water. Financed projects must maximize conservation of water and energy and consider the costs of construction, operation, and maintenance over the life of the project, as well as replacement of the project.</li> <li>• State Water Board applied water conservation requirements to recipients and required compliance with several specific state water management laws, where applicable, including urban water management planning, agricultural water management planning, Delta Plan compliance, and water metering requirements.</li> </ul>
8	Fund projects identified in the State Water Board’s <a href="#">Plan for California’s Nonpoint Source Pollution Control Program</a> and California’s Estuary Comprehensive Conservation and Management Plans.	<ul style="list-style-type: none"> <li>• The State Water Board funded 7 projects in SFY 2024-25 that will help address non-point source pollution or estuaries, many of which are stormwater related projects. State Water Board staff continue to engage with stakeholders and interested parties on these issues.</li> </ul>

	Long-Term Goal	Comments
9	Support the State’s greenhouse gas reduction and climate adaptation goals to the maximum extent practicable consistent with State Water Board <a href="#">Resolution No. 2017-0012</a> .	<ul style="list-style-type: none"> <li>• DFA continued to evaluate information provided by applicants through the worksheet included in the CWSRF application.</li> <li>• DFA ensured that applications and environmental reviews for potential projects evaluated the impacts related to Resolution No. 2017-0012 and worked with applicants to ensure that measures are implemented as fully as practicable.</li> </ul>
10	Consistently provide good customer service with a special emphasis on assisting SDACs and DACs.	<ul style="list-style-type: none"> <li>• DFA continued to emphasize good customer service, especially assisting small SDACs and DACs with technical assistance and staff dedicated to helping these communities.</li> </ul>
11	Ensure that application forms and review procedures are updated on a regular basis so that they are clear, flexible, and efficient.	<ul style="list-style-type: none"> <li>• In SFY 2024-25, State Water Board updated its CWSRF planning and construction application forms and instructions to ensure that that they are clear, flexible, and efficient for funding applicants.</li> </ul>
12	Consistently and clearly communicate to applicants their statuses and expectations for funding.	<ul style="list-style-type: none"> <li>• DFA regularly updated the CWSRF Application Status Report posted on its website.</li> <li>• Each application submitted to DFA was also assigned a Project Manager to assist the applicant through the application process. The Project Manager is the applicant’s primary source of information regarding the application’s status and timeframe for funding.</li> </ul>
13	Ensure staff remains well trained and ready to help applicants resolve technical, legal, environmental, and financial issues needed to receive financing. technical, legal, environmental, and financial issues needed to receive financing.	<ul style="list-style-type: none"> <li>• CWSRF management conducted regular staff meetings and training sessions to ensure that staff received up-to-date information about the current policies and procedures affecting the CWSRF program.</li> </ul>

## Appendix C: Key Performance Indicators

This section discusses the State Water Board’s efforts to track performance metrics for the CWSRF program established in the SFY 2024-25 IUP. These are targets for the State Water Board to enable timely and efficient processing of applications and disbursements.

	<b>Key Performance Indicator</b>	<b>Outcome</b>
1	Total executed financing agreements > 120 percent (120%) of federal grants.	<ul style="list-style-type: none"> <li>361% - The State Water Board’s cumulative executed agreements through June 30, 2025 was \$15.2 billion of CWSRF Loan and Principal Forgiveness with cumulative federal grants as \$4.2.</li> </ul>
2	Disbursement rate = 100 percent (100%) of available funds less minimum six-month’s disbursement balance and restricted funds.	<ul style="list-style-type: none"> <li>~100% - The typical CWSRF cash reserve target for disbursements and satisfying requirements under restricted funds is ~\$250 million. With the CWSRF fund balance as of June 30, 2025, less the cash reserve, equaling ~\$373 million, this metric was 100% of target namely because of a delay in the sale of a previously planned Spring 2025 bond sale due to unknown cash flow conditions due to possible delays in FFY 2025 awards.</li> </ul>
3	Federal funds disbursement rate = 100 percent (100%) disbursement of federal payments	<ul style="list-style-type: none"> <li>~99% - \$20 million of over \$3.9 billion in cumulative CWSRF federal funds awarded were not disbursed for projects as of June 30, 2025.</li> </ul>
4	Default ratio = 0	<ul style="list-style-type: none"> <li>0</li> </ul>
5	Fund utilization rate (U.S. EPA Program Reporting Measure WQ-17 Fund Utilization) > 105 percent (105%) of available funds	<ul style="list-style-type: none"> <li>~109% - The fund utilization rate was above 105% due to recent years’ over-commitment and leveraging trends.</li> </ul>
6	Execute financing agreements for 70 percent (70%) of projects applications listed on the Fundable List, Appendix B of this IUP, by June 30, 2025.	<ul style="list-style-type: none"> <li>The State Water Board executed 54% of applications on the Fundable List. Reasons for not reaching an executed agreement during the fiscal year are listed in Exhibit E.</li> <li>The Fundable List includes projects from different funding sources. This metric counts all funded projects on the list, no matter which source was used.</li> </ul>
7	At least 50 percent (50%) of the number of projects executed during SFY 2024-25 should assist SDACs or DACs.	<ul style="list-style-type: none"> <li>No, 45% of the executed funding agreements assisted small DACs.</li> </ul>
8	FFY 2024 funds ultimately committed as PF = maximum allowed by 2024 appropriation.	<ul style="list-style-type: none"> <li>No. Staff prioritized awarding state grant funds over PF because of the risk of State budget cuts.</li> </ul>

		Approximately \$97 million in FFY 2024 PF funds were committed.
9	Percentage of FFY 2024 funds committed to GPR projects > minimum GPR percentage established by FFY 2024 appropriation.	<ul style="list-style-type: none"> <li>State Water Board committed \$206,561,779 in GPR in SFY 24-25, which is 93.5% of the FFY 2024 appropriation, far exceeding the 10% requirement.</li> <li>The \$42.4 million GPR requirement for State Fiscal Years 2023–24 and 2024–25 has been met through the GPR projects funded in SFY 2024–25.</li> </ul>
10	Conduct initial application completeness reviews and notify applicant within 35 days.	<ul style="list-style-type: none"> <li>Approximately 73% of initial application completeness reviews were conducted within 35 days.</li> <li>30 FAAST submittals were received, and 22 of them were successfully sent a notification.</li> </ul>
11	Complete environmental reviews within 6 months of receiving a complete environmental package.	<ul style="list-style-type: none"> <li>Total of 18 projects were reviewed during the SFY 24/25. 100% of environmental reviews were completed in less than six months.</li> </ul>
12	Complete financial reviews within 30 days of receiving complete financial information and legal concurrence with agreement conditions.	<ul style="list-style-type: none"> <li>DFA management began embarking on an effort to establish reliable KPIs and tracking efforts related to processing financial reviews. During the first year of tracking, it was estimated that CWSRF financial reviews took an average of 53 days to work through from start to finish. Staff anticipate enhanced reporting through recently improved data tracking methods in future annual reports.</li> </ul>
13	Execute agreements within 5 months of completing all package reviews (environmental, financial, technical) and receiving legal concurrence from applicant.	<ul style="list-style-type: none"> <li>Approximately 41% of executed agreements met the 5 month KPI which also includes the recipients' time to sign and return the funding agreements. Based on further establishment of tracking indicators, staff anticipate additional reporting information in future annual reports.</li> </ul>
14	Fulfill 75 percent (75%) of complete disbursement requests in 60 days or less.	<ul style="list-style-type: none"> <li>The State Water Board processed 61% of CWSRF disbursement requests in 60 Days or less during SFY 23-24.</li> </ul>

## Appendix D: Operating Agreement and Capitalization Grant Conditions

The State Water Board agreed to several conditions in the CWSRF Operating Agreement and the CWSRF Federal Capitalization Grant Agreements. These conditions were met as described below.

### 1. Assistance Activity

The State Water Board continued to provide CWSRF funding for activities in SFY 2024-25 that were eligible under Section 603(c) of the Clean Water Act.

---

In summary, a total of \$690 million in new CWSRF funding was awarded to 29 projects in SFY 2024-25. CWSRF funds were provided to eligible recipients to enhance wastewater treatment, collection systems, or wastewater recycling. The projects and eligible recipients funded in SFY 2024-25 are detailed in Exhibit A.

However, in SFY 2024-25, 42 projects listed on the Fundable List were not funded. Exhibit E lists these projects and the reasons why they did not receive CWSRF or other complementary funding in SFY 2024-25. The high demand for water quality improvement funding in California requires the State Water Board to prioritize projects based upon their water quality benefits as well as the recipient's readiness to proceed to a funding agreement.

## **2. Eligible Categories of Projects and Financing Terms**

The State Water Board offered funding to all eligible categories of projects in SFY 2024-25. The types of assistance included installment sales agreements, loans, and purchase of debt for the construction of treatment works. Additional subsidy in the form of principal forgiveness was also provided to those applicants that met the conditions specified by the State Water Board in Section III.C. of the SFY 2024-25 IUP.

The State Water Board offered planning, design, and construction financing during SFY 2024-25. Planning and design financing was provided in the form of principal forgiveness. Construction or implementation financing was generally amortized for periods up to 30 years or the useful life of the project if less than 30 years.

The standard interest rate applied to financing agreements was established at the time the project's financing agreement was prepared. The interest rate was one-half the state's most recent general obligation bond rate, rounded up to the nearest one-tenth of a percent (0.1%). Finally, although the CWSRF is over-matched, as explained in the next section, the State Water Board offered the zero percent (0%) CWSRF local match financing option during SFY 2024-25, but no agreements were executed for local match financing.

## **3. Provide a State Match**

The State Water Board met its match requirement by identifying state funds equal to at least 20 percent (20%) of each capitalization grant amount. See the CWSRF Audited Financial Statements for information on State Match compliance in Appendix F.

California has historically used a combination of general obligation funds, local match, short-term financings and recently General Fund appropriations to satisfy the CWSRF State Match requirement. The State Match requirement for the FFY 2024 CWSRF grants were satisfied through an allocation of a 2021 State Budget Act General Fund appropriation totaling \$175 million.

*Note: The National Information Management System Report includes all state*

---

*match contributed to the CWSRF.*

#### **4. Binding Commitments within One Year**

The State Water Board continued to commit CWSRF funding to projects in an amount equal to or greater than 120 percent (120%) of each federal quarterly payment within one year of that payment. As of June 30, 2025, cumulative executed funding agreements totaled approximately \$15.2 billion, or approximately 361% of the total \$4.2 billion in cumulative federal payments received as of June 30, 2025.

#### **5. Expeditious and Timely Expenditure**

The State Water Board continued to make timely and expeditious use of CWSRF funds, especially federal capitalization grant funds. As of June 30, 2025, the State Water Board had approximately \$27.9 million of unliquidated CWSRF base and IIJA general funds from FFY 2023 federal grants. These funds were not further liquidated in SFY 2024-2025 because related General Fund State Match and revenue bond proceeds were prioritized for timely and expeditious disbursement given (1) the earlier reversion date of the General Fund match and the (2) timeline required for the expenditure of tax-exempt bond proceeds.

The CWSRF funds was also satisfied through the prompt and efficient processing of CWSRF reimbursement claims and the CWSRF disbursement rate is now trending on average of approximately 62 days in SFY 2024-25. DFA continuously monitors processing times as a means to identify areas in need of improvement and to streamline processes.

The State Water Board also continued to draw federal funds in SFY 2024-25 from the United States Treasury via the Automated Standard Application for Payments (ASAP) system as warrants were issued by SCO. ASAP is a request and delivery system of federal funds developed by the Financial Management Service of the United States Treasury and the Federal Reserve Bank. By using ASAP, the State Water Board draws funds from USEPA for expenditures incurred by the CWSRF program in an expeditious and timely manner. Draw requests are made within one week of an issued warrant. Requested funds are also deposited electronically the next business day to account(s) specified by the State Water Board.

---

## 6. Disadvantaged Business Enterprise (DBE) Participation, Davis-Bacon, American Iron and Steel (AIS), and Build America, Buy America (BABA) Requirements

Pursuant to a USEPA memo dated March 17, 2025, USEPA announced the suspension of the following related to its DBE program until further notice:

- a) Fair share objectives negotiation requirements under Title 40 of the United States Code of Federal Regulations (40 CFR) Part 33 Subpart D;
- b) Recipient reporting requirements under 40 CFR 33.502;
- c) All enforcement and compliance actions pursuant to 40 CFR Part 33.105; and
- d) Collection of EPA Form 5700-52A as a condition of closeout under USEPA's Order 5700.6 Section 7.

In response to the USEPA memo, State Water Board staff shall suspend its review of all projects for DBE compliance and reporting requirements, effective immediately. However, given that the DBE good faith effort requirements are still in effect for federally funded projects, the State Water Board will continue to include DBE requirements in funding agreements for those projects but will rely on those recipients to ensure their own compliance with the USEPA's DBE program.

All CWSRF funded projects were required to comply with Davis-Bacon prevailing wage requirements in SFY 2024-25. Each funding agreement included provisions requiring applicants to follow Davis-Bacon requirements. DFA conducted a variety of surveillance activities throughout SFY 2024-25 to ensure each recipient's compliance with Davis-Bacon requirements. Surveillance activities included (1) reviewing recipient and sub-recipient reports and compliance certifications; (2) tracking compliance with federal annual monitoring requirements; and (3) annually reviewing quarterly site inspection reports to verify the adequacy of site inspections and control activities.

CWSRF funding recipients were also required to use AIS products in SFY 2024-25 pursuant to USEPA guidelines for projects involving the construction, alteration, maintenance, or repair of a public treatment works funded after January 16, 2014, unless a national or project specific waiver from the USEPA applied. Each funding agreement included provisions requiring applicants to follow AIS requirements. DFA also examined recipient records for AIS certifications and/or any AIS waivers during project inspections.

New Build America, Buy America (BABA) provisions requiring domestically sourced construction materials and manufactured products (in addition to iron and steel products) were introduced with BIL and are a requirement for all FFATA reported projects. Recipients are navigating compliance with BABA in coordination with DFA.

---

## 7. Use of Capitalization Grant Administration Allowance and Technical Assistance Cost Expenditures

In accordance with federal requirements, CWSRF funds can be used for administration of the CWSRF program<sup>6</sup>. In SFY 2024-25, the State Water Board had three (3) options to determine the maximum amount of the CWSRF administration allowance that could be expended for administration of the CWSRF program:

Option	CWSRF Administration Allowance Options	Maximum CWSRF Administration Allowance for SFY 2024-25
A	Cumulative 4% of cap grants awarded	\$57,659,398
B	1/5% year of net position	\$11,026,304
C	\$400,000	\$400,000

In addition to the administrative allowance of the CWSRF, the State Water Board may also administer the CWSRF program from the CWSRF Administration Fund, where revenues are derived from CWSRF loan fees deposited into the CWSRF Administration Fund. The CWSRF could also provide a technical assistance allowance equal to 2% of a CWSRF federal grant.

Administration and technical assistance expenses, namely personnel costs, were paid in part from the CWSRF Administration Fund in SFY 2024-2025 as well as 6% of the FFY 2023 CWSRF base and IIJA – General Supplemental grants (4% Admin + 2% technical assistance). See Exhibit F above for the budgeting expenditure of the CWSRF Administration and Technical Assistance Allowances. See also Appendix F for the CWSRF audited financial statements and the expenditure of the CWSRF Administration Fund in FY 2024-2025.

## 8. Additional Subsidy and Green Project Reserve Requirements

In accordance with USEPA requirements, a portion of each CWSRF capitalization grant must be used for additional subsidy and the Green Project Reserve. Exhibit G shows the minimum and maximum additional subsidy established by USEPA. The State Water Board has directed DFA to use the maximum allowable additional subsidy in the form of principal forgiveness for every annual capitalization grant awarded by USEPA. Exhibit G also shows the additional subsidy amounts committed and uncommitted by capitalization grant as of June 30, 2025. Additionally, Exhibit G shows the disbursement of

---

<sup>6</sup> Per section 603 (d)(7) of the Federal Pollution Control Act (Clean Water Act) the CWSRF may be used “for the reasonable costs of administering the fund and conducting activities under this subchapter, except that such amounts shall not exceed 4 percent of all grant awards to such fund under this subchapter, \$400,000 per year, or 1/5 percent per year of the current valuation of the fund, whichever amount is greatest, plus the amount of any fees collected by the State for such purpose regardless of the source.”

---

additional subsidy by capitalization grant as of June 30, 2025, based on USEPA's capitalization grant disbursement policies. Exhibit G shows the minimum amounts of Green Project Reserve that must be awarded by capitalization grant per USEPA requirements. It also shows the amounts of Green Project Reserve funding committed and disbursed by capitalization grant to CWSRF projects as of June 30, 2025.

## 9. Federal Cross-Cutters

The State Water Board ensured that CWSRF financing recipients comply with applicable federal laws, known as “cross-cutters” through a variety of program procedures.

CWSRF financing agreements included a list of applicable federal statutes and requirements taken from the most recent capitalization grant. Every financing recipient agreed to comply with these federal requirements by signing the financing agreement.

The State Water Board Environmental Review Staff (ERS) reviewed CWSRF projects consistent with the approved State Environmental Review Process (SERP). While the SERP generally follows the requirements of the California Environmental Quality Act, each applicant was also required to complete and submit an [Evaluation Form](#) along with relevant supporting federal environmental cross-cutters documents. The State Water Board Staff reviewed the completed Evaluation Form and the supporting federal environmental cross-cutters documents to assure compliance with the federal environmental cross-cutters requirements. The State Water Board ERS coordinated with the USEPA, Region 9 to initiate consultations with relevant federal agencies on projects with known (or suspected) effects under federal environmental regulations, consistent with the SERP approved by the USEPA.

DFA also required compliance with DBE and Davis-Bacon wage requirements for all CWSRF financing, except planning and design financing, and required Single Audit Act (Office of Management and Budget [OMB] Circular A-133 and 2 CFR Part 200, subpart F, and updates or revisions, thereto) compliance and reporting on all FFATA recipients that received \$1,000,000 or more in federal funds in any one year. DFA also required compliance with AIS requirements beginning in 2014, as required by the Consolidated Appropriations Act of 2014 (Public Law 113-76) and by the Clean Water Act, unless the project qualified for a waiver.

As of October 1, 2010, FFATA, along with associated OMB directives, requires non-ARRA recipients of federal dollars to report recipient and sub-recipient information into the FFATA Subaward Reporting System (FSRS) by the end of the month following recipient or sub-recipient award greater than or equal to \$25,000. The CWSRF program began reporting FFATA data in FFY 2011, on an equivalency basis, by choosing financing agreements that

equaled the total CWSRF grant amount received from USEPA. The CWSRF program continued to report FFATA financing agreement data, on an equivalency basis, to the FSRS as described in Exhibit B.

### Appendix E: Program Evaluation Report (PER)

US EPA Region 9 conducted its annual review of the California State Water Resources Control Board (SWRCB) Clean Water State Revolving Fund (CWSRF) program in accordance with EPA’s SRF annual review guidance. Based upon the programmatic and financial reviews and on-site interviews, EPA concludes that the State of California has administered the program in compliance with the capitalization grant agreements. All financing executed by the SWRCB assisted wastewater systems to maintain or bring them into compliance with federal and state clean water requirements.

The CWSRF program in California demonstrated strong performance in SFY 2023. In its second year of implementing the supplemental sources of funding provided by the Infrastructure Investment and Jobs Act (IIJA), SWRCB achieved among the highest fund utilizations in the country. In light of the California CWSRF program’s performance and activities conducted during the review period, EPA has identified the following required action items for the State Water Resources Control Board (SWRCB) to address accordingly:

Item	Action
<p><b>Equivalency Projects:</b> SWRCB must report additional equivalency projects to <a href="http://www.Sam.gov">www.Sam.gov</a> as specified in the FFATA section of this PER.</p>	<p>SWRCB staff are assisting communities through the funding process and committing funds as expeditiously as possible. SWRCB staff continue to report newly committed projects to <a href="http://www.Sam.gov">www.Sam.gov</a>.</p>
<p><b>Additional Subsidy:</b> As of June 30, 2024, SWRCB has not committed the minimum additional subsidy required for all FFY 2023 grants. SWRCB must detail necessary milestones in its Annual Reports towards achieving compliance for these grants if the State cannot commit the minimum required by the next state fiscal year reporting cycle.</p>	<p>Detail necessary milestones DFA prioritized awarding state grant funds over CWSRF PF in SFY 2023-24 because of the risk of State budget cuts with expectation of accelerating the commitment of CWSRF PF funds in SFY 2024-25. As a result of this plan, the DFA committed the minimum PF amount of the FFY 2023 base CWSRF grant and ~56% of the minimum amount of the FFY 2023 CWSRF IIJA General grant DFA anticipates committing the remaining minimum balance from the FFY 2023 CWSRF IIJA General grants during SFY 2025-26.</p>
<p><b>Annual Reports:</b> Interim milestones and deadlines: Lists of projects executed between July 1, 2024-June 30, 2025, by November 1, 2025; All reporting to OWSRF for SFY 2024-2025 by November 1, 2025; Draft Annual Reports by December 31,</p>	<p>All Annual Report milestones were achieved except for the submission of the Final Annual Reports which were submitted on June 9, 2026. The Final Annual Reports were submitted after the deadline due to internal reporting errors within LGTS.</p>

---

Item	Action
2025; Final Annual Reports by March 30, 2026.	

## Appendix F: SFY 2024-25 CWSRF Audited Financial Statements

- [Audited Financial Statement](#)
- [Single Audit Report](#)