

BARTKIEWICZ, KRONICK & SHANAHAN

RICHARD P. SHANAHAN
ALAN B. LILLY
RYAN S. BEZERRA
JOSHUA M. HOROWITZ
ANDREW J. RAMOS
PATRICK K. FITZGERALD

A PROFESSIONAL CORPORATION
1011 TWENTY-SECOND STREET
SACRAMENTO, CALIFORNIA 95816-4907
TEL. (916) 446-4254
FAX (916) 446-4018
EMAIL bks@bkslawfirm.com

Retired
PAUL M. BARTKIEWICZ
STEPHEN A. KRONICK

Of Counsel

JENNIFER T. BUCKMAN

February 22, 2018

Mr. James Mizell
Department of Water Resources
Office of Chief Counsel
1416 Ninth Street, Room 1104
Sacramento, California 95814

VIA SWRCB SERVICE LIST

Re: California WaterFix Hearing – Preparation for DWR Panel 2 Cross-
Examination

Dear Mr. Mizell:

In a number of filings in this hearing, the Department of Water Resources (DWR) has emphasized its witnesses' availability for cross-examination to clarify their testimony and answer questions about any uncertainties in their technical analyses.¹ In this vein, on behalf of the Cities of Folsom and Roseville, Sacramento Suburban Water District and San Juan Water District, I respectfully request that DWR's Panel 2 witness Erik Reyes review, and familiarize himself, with the attached results from the CWF H3+ modeling that DWR has produced for Part 2 of this hearing. I will represent that these results were extracted from the electronic files that DWR has produced as Exhibit DWR-1077 in this hearing. We appreciate your cooperation in this matter.

Kind regards,



Ryan S. Bezerra

RSB:tmo

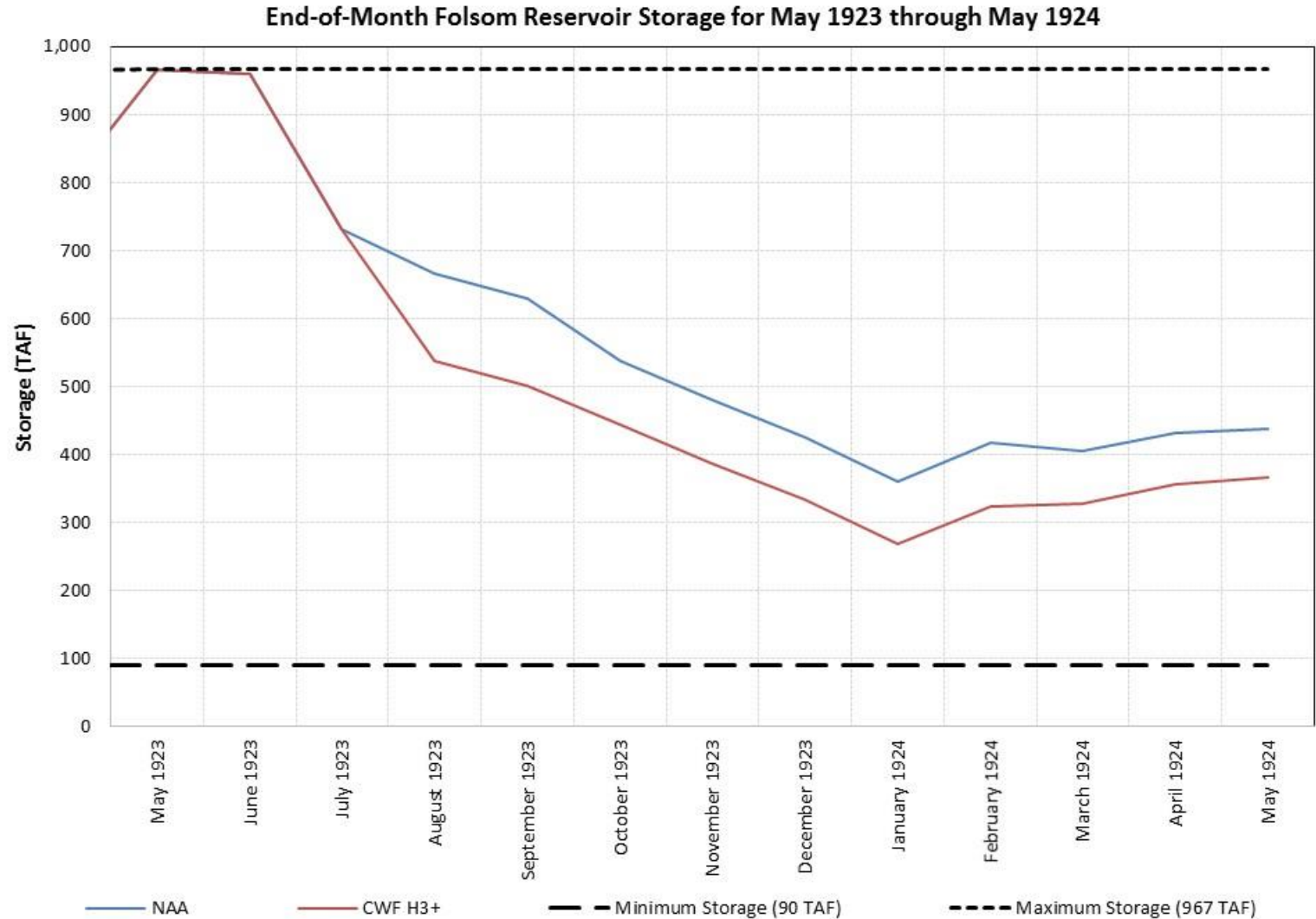
¹ (See January 30, 2018 Consolidated Opposition To City of Antioch's Motion to Continue; Motion for Continuance of Phase 2 and Reconsideration of Reopening of Part 1; and Joinders Thereto Filed by LAND Et Al., San Joaquin County Et Al., California Sportfishing Protection Alliance Et Al., Friends of the River Et Al., Contra Costa County Et Al. and Sacramento Regional County Sanitation District, p. 4:25-5:1; April 12, 2017 Motion for Protective Order Based On North Delta Water Agency's Notice Requesting Witnesses And Production Of Documents, p. 4:3-7; April 19, 2017 letter response to Sacramento Valley Group's Request for Hydrologic Modeling Supporting Petitioners' Rebuttal Modeling; July 17, 2017 Opposition to Sacramento Valley Water Users' Request to Keep Open Part 1 of the hearing and Ms. Des Jardins' Procedural Objection to Additional Information on the Project Description, p. 5:22-25.)

Case-in-Chief – No Action v. CWF H3+ Alternative

End-of-Month Folsom Reservoir Storage

May 1923 – May 1924

Water Year Type	Month	End-of-Month Folsom Storage		Difference (TAF)
		NAA (TAF)	H3 (TAF)	
Water Year 1923 - Below Normal Year	May 1923	967	967	0
	June 1923	960	960	0
	July 1923	733	733	0
	August 1923	667	539	-128
	September 1923	629	501	-127
Water Year 1924 - Critical Year	October 1923	538	444	-94
	November 1923	482	388	-94
	December 1923	426	335	-91
	January 1924	361	270	-91
	February 1924	418	324	-93
	March 1924	405	328	-76
	April 1924	432	356	-76
	May 1924	438	368	-70

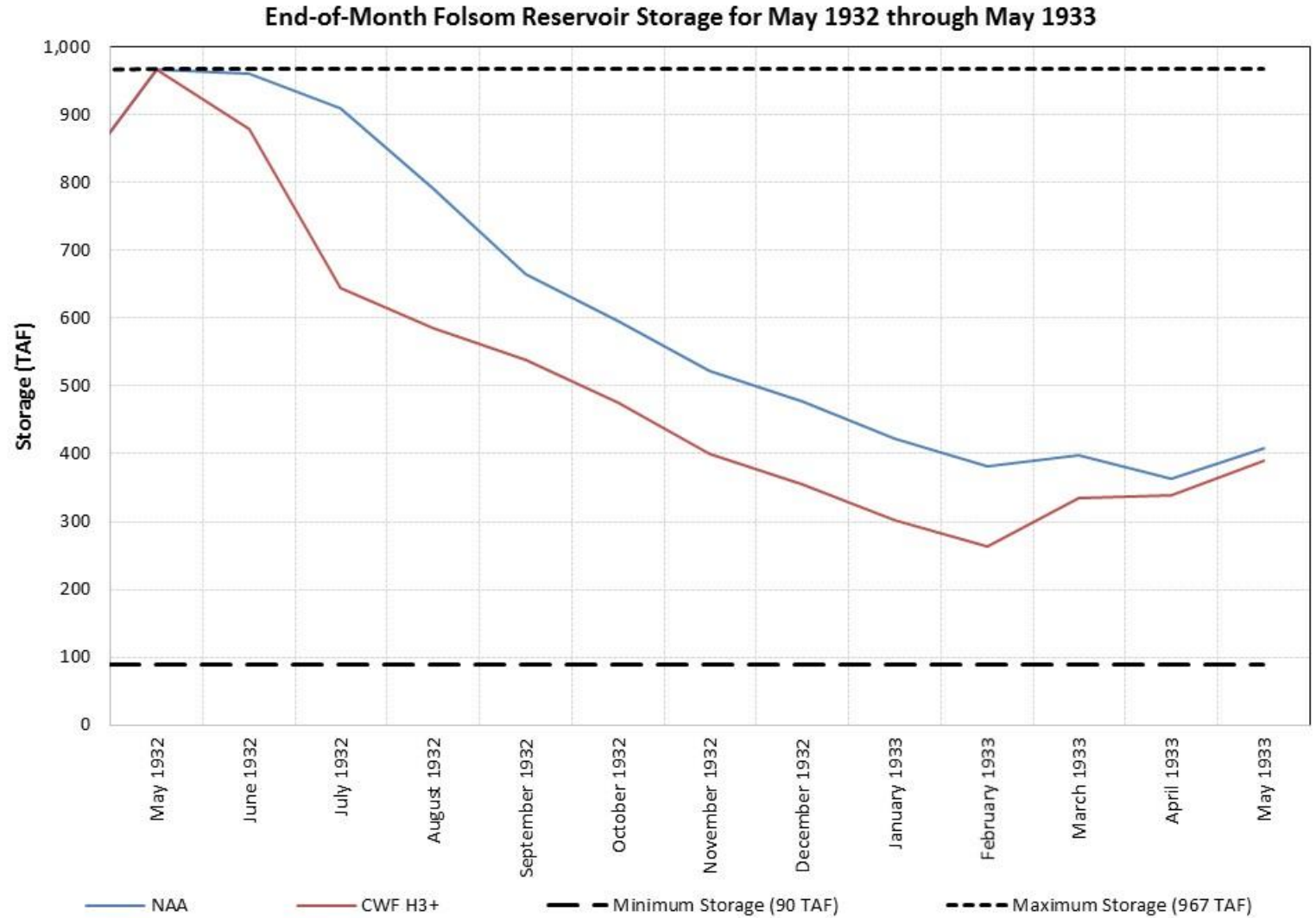


Case-in-Chief – No Action v. CWF H3+ Alternative

End-of-Month Folsom Reservoir Storage

May 1932 – May 1933

Water Year Type	Month	End-of-Month Folsom Storage		Difference (TAF)
		NAA (TAF)	H3 (TAF)	
Water Year 1932 - Critical Year	May 1932	967	967	0
	June 1932	961	878	-82
	July 1932	910	645	-265
	August 1932	792	585	-207
	September 1932	666	538	-128
Water Year 1933 - Critical Year	October 1932	595	476	-120
	November 1932	522	399	-122
	December 1932	477	355	-122
	January 1933	423	301	-122
	February 1933	382	263	-119
	March 1933	399	334	-64
	April 1933	363	340	-24
	May 1933	408	389	-18

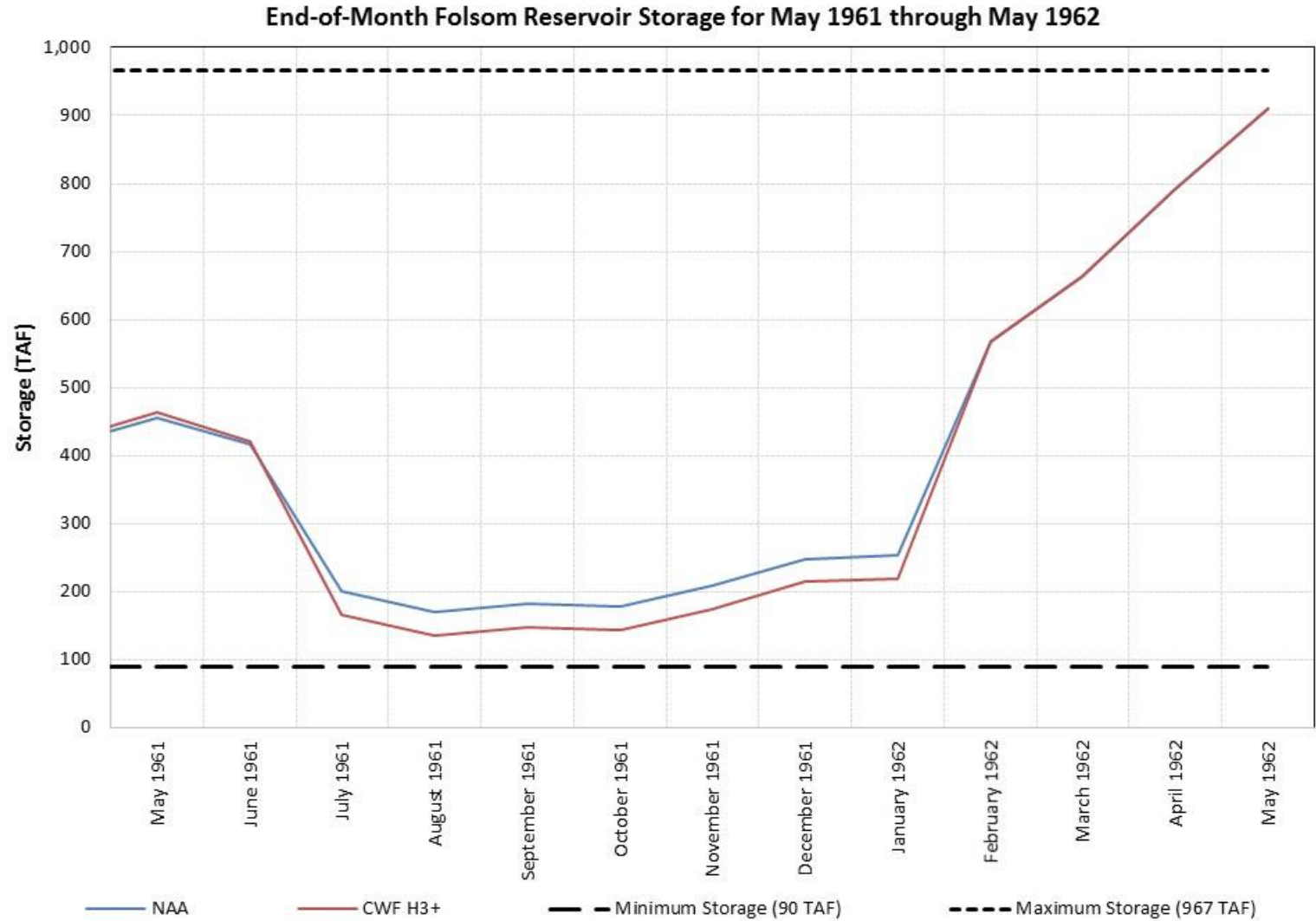


Case-in-Chief – No Action v. CWF H3+ Alternative

End-of-Month Folsom Reservoir Storage

May 1961 – May 1962

Water Year Type	Month	End-of-Month Folsom Storage		Difference (TAF)
		NAA (TAF)	H3 (TAF)	
Water Year 1961 - Dry Year	May 1961	456	463	7
	June 1961	416	421	5
	July 1961	201	166	-35
	August 1961	170	135	-35
	September 1961	182	148	-35
Water Year 1962 - Below Normal Year	October 1961	179	144	-35
	November 1961	209	175	-34
	December 1961	248	214	-34
	January 1962	253	219	-34
	February 1962	567	567	0
	March 1962	664	664	0
	April 1962	792	792	0
	May 1962	910	911	1

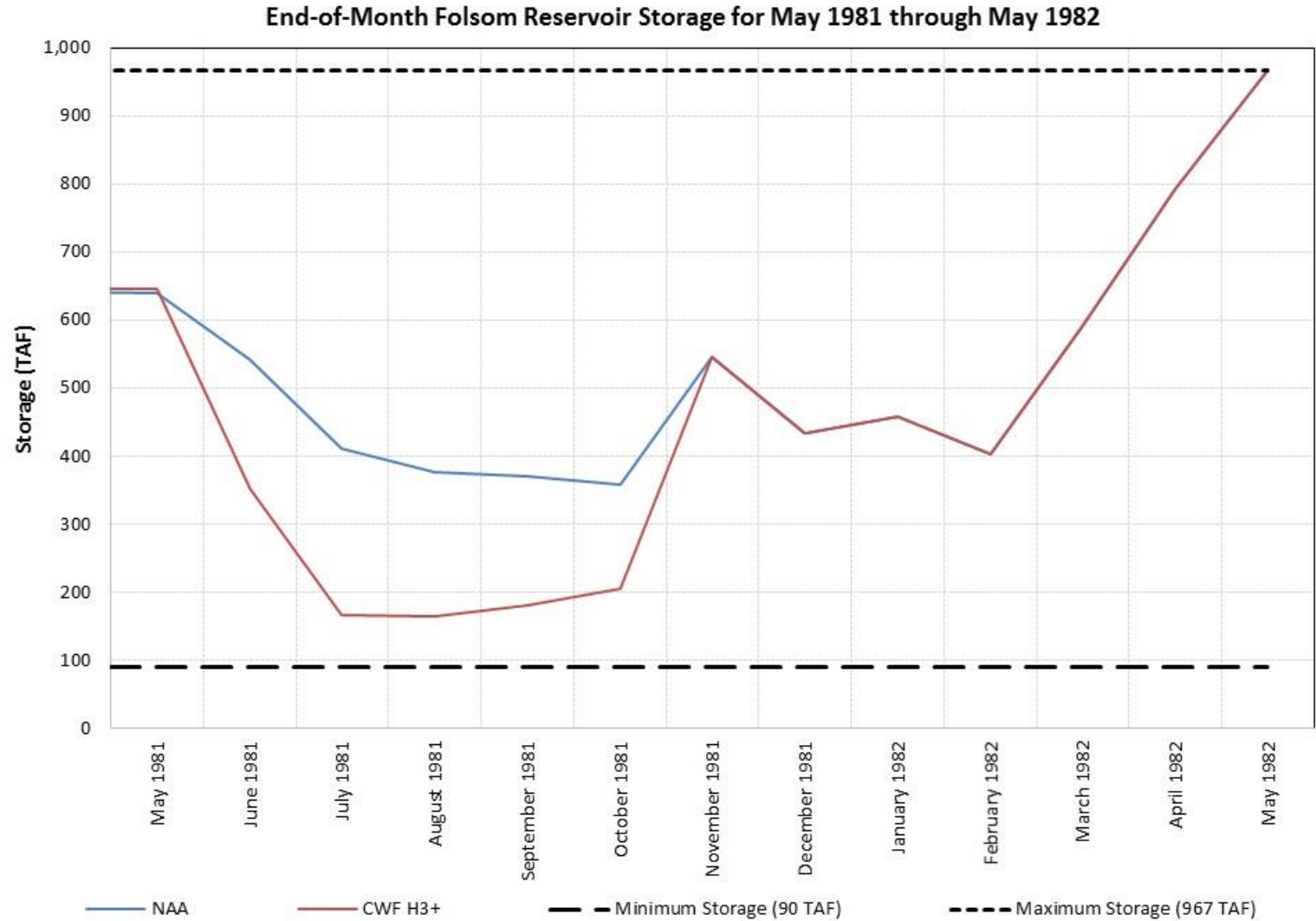


Case-in-Chief – No Action v. CWF H3+ Alternative

End-of-Month Folsom Reservoir Storage

May 1981 – May 1982

Water Year Type	Month	End-of-Month Folsom Storage		Difference (TAF)
		NAA (TAF)	H3 (TAF)	
Water Year 1981 - Dry Year	May 1981	640	645	5
	June 1981	542	352	-190
	July 1981	411	166	-245
	August 1981	377	165	-212
	September 1981	370	181	-190
Water Year 1982 - Wet Year	October 1981	358	205	-153
	November 1981	546	546	0
	December 1981	433	433	0
	January 1982	459	459	0
	February 1982	402	402	0
	March 1982	590	590	0
	April 1982	792	792	0
	May 1982	967	967	0

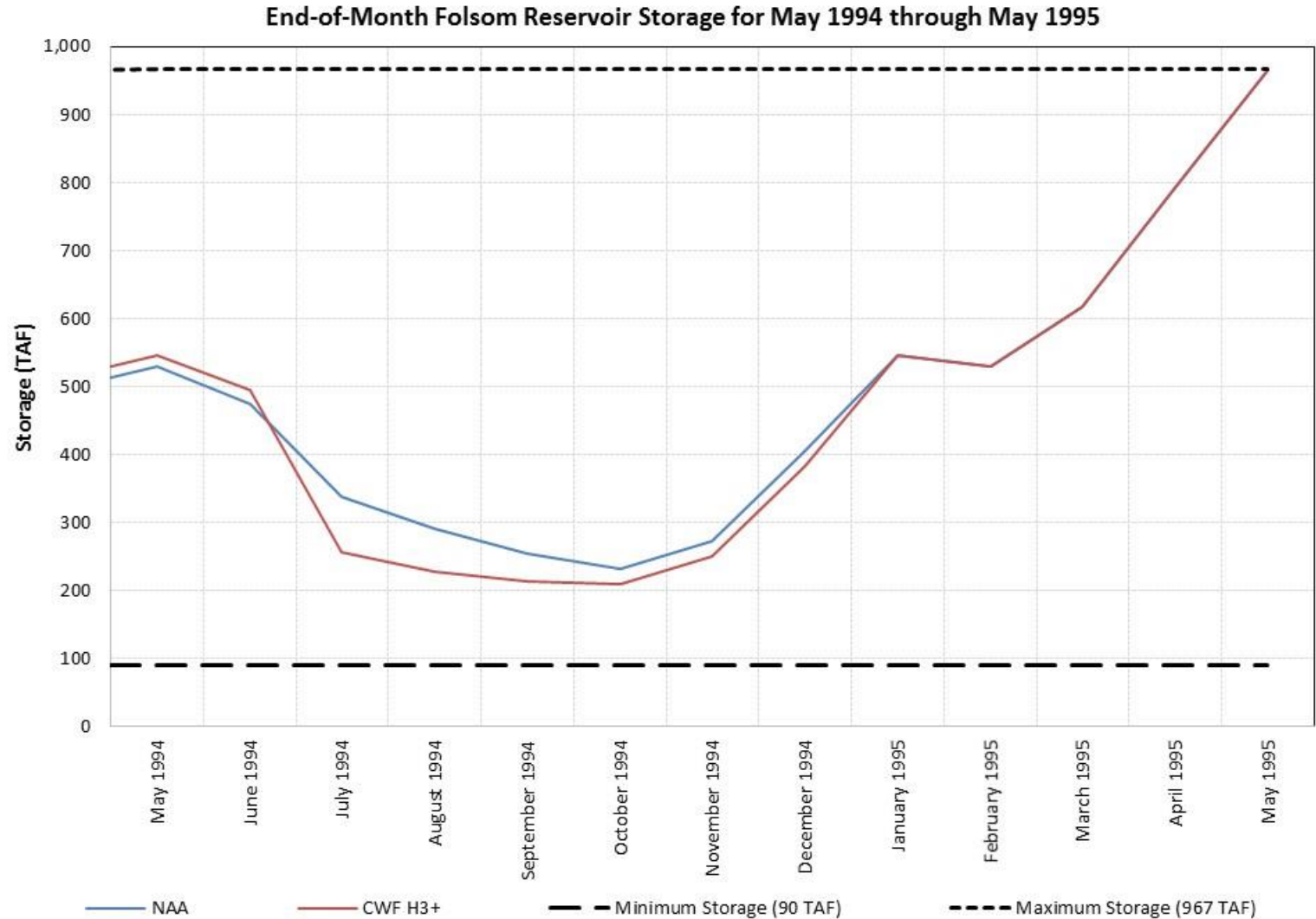


Case-in-Chief – No Action v. CWF H3+ Alternative

End-of-Month Folsom Reservoir Storage

May 1994 – May 1995

Water Year Type	Month	End-of-Month Folsom Storage		Difference (TAF)
		NAA (TAF)	H3 (TAF)	
Water Year 1994 - Critical Year	May 1994	530	546	16
	June 1994	475	496	21
	July 1994	338	256	-82
	August 1994	291	229	-62
	September 1994	255	213	-41
Water Year 1995 - Wet Year	October 1994	233	209	-24
	November 1994	274	250	-24
	December 1994	407	382	-24
	January 1995	546	546	0
	February 1995	530	530	0
	March 1995	618	618	0
	April 1995	792	792	0
	May 1995	967	967	0



Case-in-Chief – No Action v. CWF H3+ Alternative

End-of-Month Folsom Reservoir Storage

May 2001 – May 2002

Water Year Type	Month	End-of-Month Folsom Storage		Difference (TAF)
		NAA (TAF)	H3 (TAF)	
Water Year 2001 - Dry Year	May 2001	600	602	2
	June 2001	506	377	-129
	July 2001	420	319	-101
	August 2001	370	271	-99
	September 2001	375	280	-94
Water Year 2002 - Dry Year	October 2001	358	264	-94
	November 2001	412	310	-102
	December 2001	567	508	-59
	January 2002	567	567	0
	February 2002	563	563	0
	March 2002	655	655	0
	April 2002	792	792	0
	May 2002	865	864	-2

