



Hidden Lakes Estates  
 Gina Lane Park water meter (lake fill and landscape irrigation)  
 San Juan Water District bills

Bill Date	Meter		Previous		Meter		Units		Gallons		Consumption	
	Read Date	Read Date	Read Date	Read Date	Reading	Change	Used	Used	Used*	Per Day	Change	
3/5/2003	2/28/2003	11/27/2002	93	5632	225	225	168,300	1,810			\$77	
5/7/2003	4/15/2003	2/28/2003	46	6028	396	396	296,208	6,439			\$135	
7/2/2003	6/4/2003	4/15/2003	50	7040	1012	1012	756,976	15,140			\$344	
9/3/2003	8/8/2003	6/4/2003	65	9516	2476	2476	1,852,048	28,493			\$842	
11/5/2003	10/9/2003	8/8/2003	62	1241	1725	1725	1,290,300	20,811			\$629	
1/7/2004	12/4/2003	10/9/2003	56	2410	1169	1169	874,412	15,615			\$444	
3/3/2004	2/5/2004	12/4/2003	63	2414	4	4	2,992	47			\$2	
5/5/2004	4/8/2004	2/5/2004	63	2723	309	309	231,132	3,669			\$117	
7/7/2004	6/10/2004	4/8/2004	63	4724	2001	2001	1,496,748	23,758			\$760	
9/1/2004	8/11/2004	6/10/2004	62	7389	2665	2665	1,993,420	32,152			\$1,013	
11/3/2004	10/14/2004	8/11/2004	64	9800	2411	2411	1,803,428	28,179			\$932	
1/5/2005	12/13/2004	10/14/2004	60	9936	136	136	101,728	1,695			\$53	
3/2/2005	2/9/2005	12/13/2004	58	9936	0	0	0	0			\$0	
5/4/2005	4/12/2005	2/9/2005	62	9967	31	31	23,188	374			\$12	
7/6/2005	6/10/2005	4/12/2005	59	1112	1145	1145	856,460	14,516			\$447	
9/7/2005	8/9/2005	6/10/2005	60	3425	2313	2313	1,730,124	28,835			\$902	
11/2/2005	10/7/2005	8/9/2005	59	5664	2239	2239	1,674,772	28,386			\$887	
1/4/2006	12/8/2005	10/7/2005	62	6500	836	836	625,328	10,086			\$334	
3/1/2006	2/7/2006	12/8/2005	61	6500	0	0	0	0			\$0	
5/3/2006	4/7/2006	2/7/2006	59	6500	0	0	0	0			\$0	
7/5/2006	6/6/2006	4/7/2006	60	7124	624	624	466,752	7,779			\$250	
9/6/2006	8/7/2006	6/6/2006	62	9635	2511	2511	1,878,228	30,294			\$1,004	
11/1/2006	10/6/2006	8/7/2006	60	1934	2299	2299	1,719,652	28,661			\$920	
1/3/2007	12/7/2006	10/6/2006	62	2506	572	572	427,856	6,901			\$229	
3/7/2007	2/6/2007	12/7/2006	61	3008	502	502	375,496	6,156			\$227	
5/2/2007	4/6/2007	2/6/2007	59	3319	311	311	232,628	3,943			\$152	
7/4/2007	6/7/2007	4/6/2007	62	3567	248	248	185,504	2,992			\$625	
9/5/2007	8/7/2007	6/7/2007	61	3899	332	332	248,336	4,071			\$1,407	
11/7/2007	10/4/2007	8/7/2007	58	6151	2252	2252	1,684,496	29,043			\$1,103	
1/2/2008	12/10/2007	10/4/2007	67	6810	659	659	492,932	7,357			\$323	
3/5/2008	2/7/2008	12/10/2007	59	6814	4	4	2,992	51			\$2	
5/7/2008	4/7/2008	2/7/2008	60	7136	322	322	240,856	4,014			\$171	
7/2/2008	6/5/2008	4/7/2008	59	8982	1846	1846	1,380,808	23,404			\$978	

Lake only meter (HLE meter)

Meter Read Date	Previous Read Date	Days	Meter Reading	Meter Change	Units Used	Gallons Used*	Gallons Per Day
11/6/2007			4,895 lake filled				
2/8/2008	11/6/2007	94	5,133	238	238	178,024	1,894
3/1/2008	2/8/2008	22	5,133	0	0	0	0
4/3/2008	3/1/2008	33	5,371	238	238	178,024	5,395
5/1/2008	4/3/2008	28	6,025	654	654	489,192	17,471
6/1/2008	5/1/2008	31	6,961	936	936	700,128	22,585
7/2/2008	6/1/2008	31	8,145	1,184	1,184	885,632	28,569
8/1/2008	7/2/2008	30	9,364	1,219	1,219	911,812	30,394
9/1/2008	8/1/2008	31	568	1,204	1,204	900,592	29,051
10/1/2008	9/1/2008	30	1,558	990	990	740,520	24,684

Note: Water use between 12/7/06 and 2/8/07 due to dropping upper lake level ~12" for wier replacement. Upper lake level was then replenished with San Juan Water due to lack of normal winter rain run-off.


* 1 unit = 100 cubic feet = 748 gallons	Acres	Sq feet	Acres-foot	Cubic feet	Gallons
1	43,560	1	43,560	43,560	325,900

Spring/summer/fall water usage varies from 0 gallons/day to an average high of 32,152 gallons/day.		
Gallons	Cubic feet	Acres-foot
Per Day*	32,152	4,298 0.1
Per Month*	964,560	128,952 3.0
Per Year*	11,574,720	1,547,422 35.5

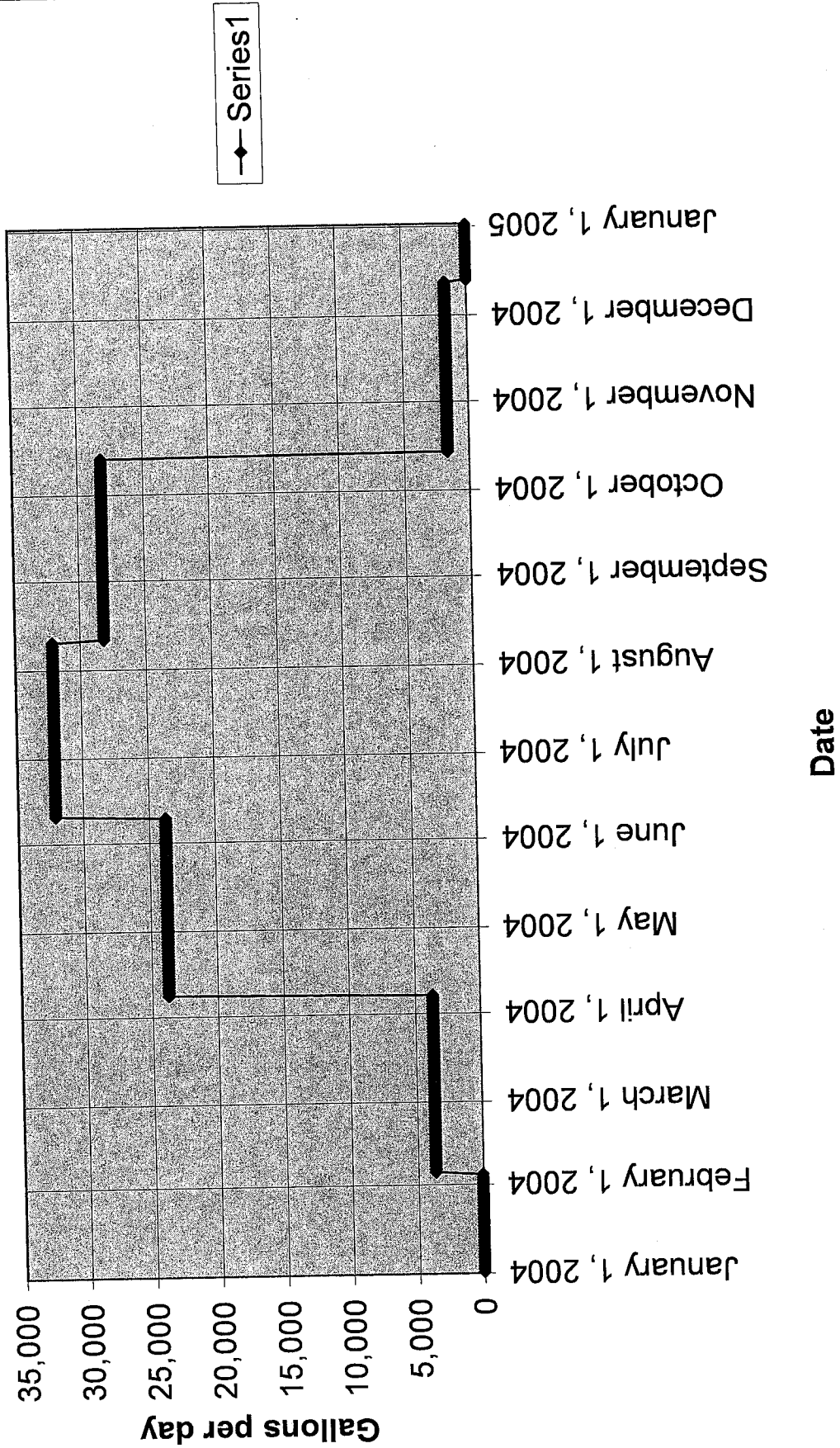
\*if the average high daily water usage was constant throughout every day of the year.

Actual yearly water usage for lawn sprinklers and lake water make-up.		
Gallons	Cubic feet	Acres-foot
2003	5,176,235	692,010 15.9
2004	5,628,118	752,422 17.3
2005	4,909,872	656,400 15.1
2006	4,646,380	621,174 14.3
2007	3,060,460	409,152 9.4

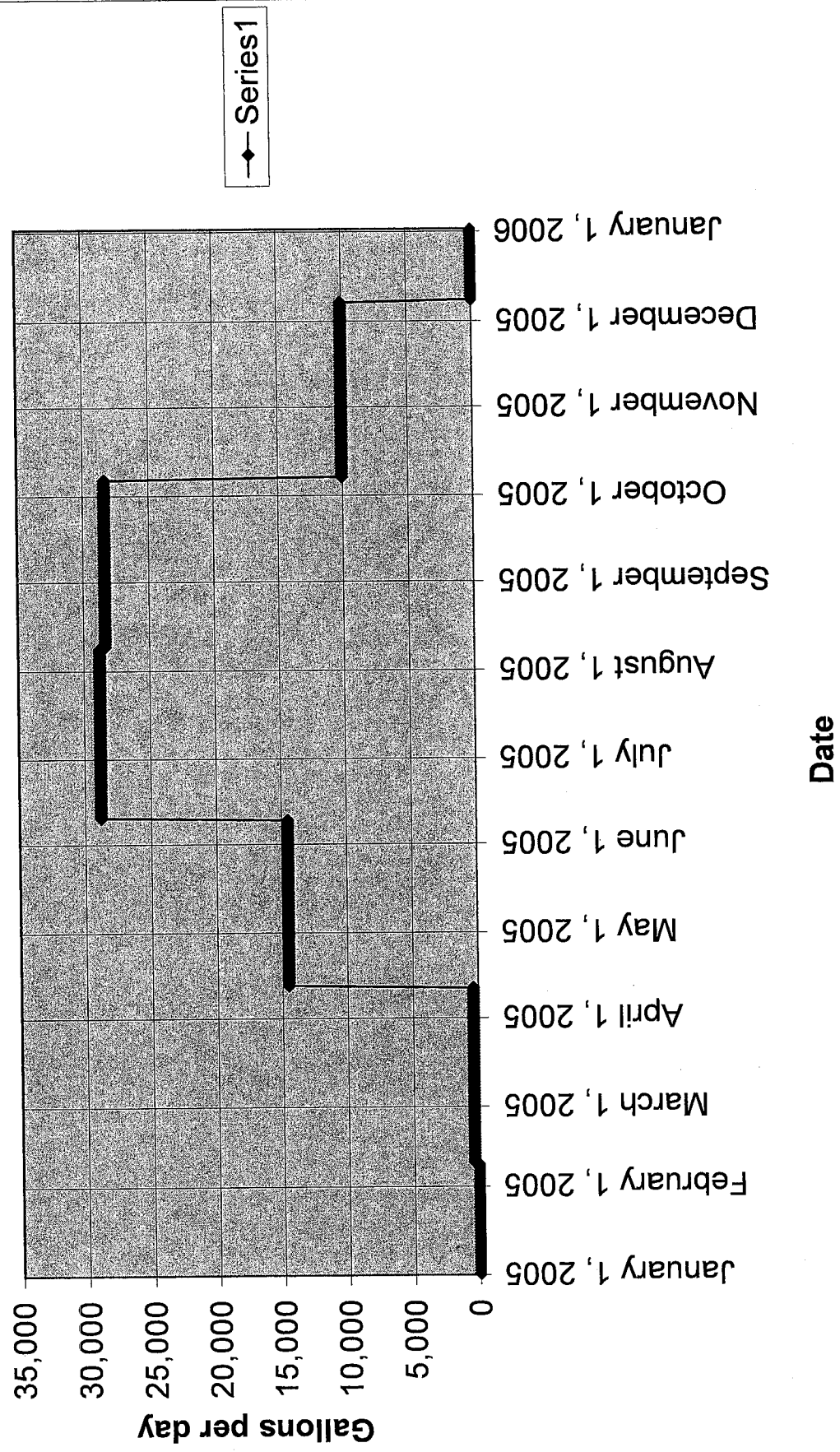
# Average Daily Water Usage 2003



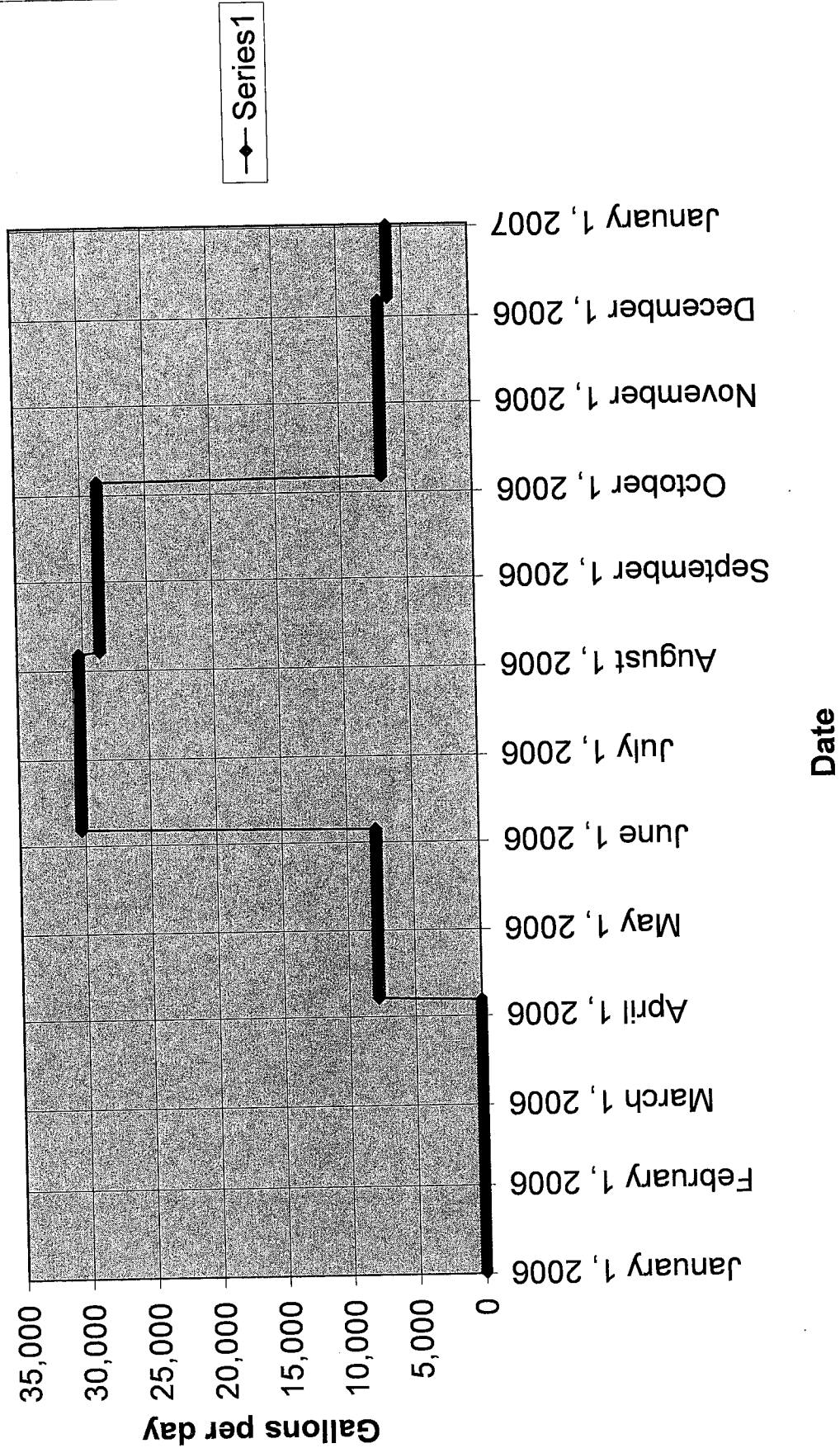
# Average Daily Water Usage 2004



# Average Daily Water Usage 2005



# Average Daily Water Usage 2006



# Average Daily Water Usage 2003-2006

